


Civil Engineering and Development Department

Trunk Road T2 Quarterly Environmental Monitoring and Audit Report (under EP-458/2013/C) August 2025 - October 2025 (Version 1.0)

Approved By 
(Environmental Team Leader:
Mr. KS Lee)

REMARKS:

The information supplied and contained within this report is, to the best of our knowledge, correct at the time of printing.

CINOTECH accepts no responsibility for changes made to this report by third parties

CINOTECH CONSULTANTS LTD
Room 1710, Technology Park,
18 On Lai Street,
Shatin, NT, Hong Kong
Tel: (852) 2151 2083 Fax: (852) 3107 1388
Email: info@cinotech.com.hk

Ref.: CEDKTD2EM00_0_0825L.25

12 November 2025

Hyder-Meinhardt Joint Venture
23/F, Two Harbour Square
180 Wai Yip Street, Kwun Tong
Kowloon, Hong Kong

By Post and Email

Attention: Mr. Edwin Ching

Dear Mr. Ching,

**Re: Agreement No. EDO 01/2019
Independent Environmental Checker for
Contract No. ED/2018/04 – Trunk Road T2 and Infrastructure Works for
Developments at the Former South Apron
(Environmental Permit: EP-458/2013/C)**

Quarterly EM&A Summary Report (August 2025 to October 2025)

Reference is made to the Environmental Team's submission of the Quarterly EM&A Summary Report for August 2025 to October 2025 (Version 1.0) certified by the ET Leader and provided to us via email on 12 November 2025.

We are pleased to inform you that we have no adverse comment on the captioned submission.

Thank you for your attention. Please do not hesitate to contact the undersigned should you have any queries.

Yours sincerely,
For and on behalf of
Ramboll Hong Kong Limited



Y H Hui
Independent Environmental Checker

c.c.	CEDD	Attn.: Mr. Tommy Wong	Fax: 2739 0076
	BTP	Attn.: Mr. Ivan Chau	By email
	Cinotech	Attn.: Mr. K. S. Lee	Fax: 3107 1388

Q:\Projects\CEDKTD2EM00\02 Proj_Mgt\02 Corr\CEDKTD2EM00_0_0825L.25.doc

TABLE OF CONTENTS

EXECUTIVE SUMMARY	1
Introduction.....	1
Summary of Main Works Undertaken and Key Measures Implemented.....	1
Environmental Monitoring Works.....	2
Summary of Complaint, Warning, Notification of Summons and Successful Prosecution	3
Reporting Changes in the Reporting Quarter	3
1. INTRODUCTION	4
Background.....	4
Purpose of the Report	5
Project Organizations.....	5
Construction Activities undertaken during the Report Quarter	6
2. ENVIRONMENTAL MONITORING AND AUDIT REQUIREMENTS.....	7
Monitoring Parameters and Monitoring Locations.....	7
Monitoring Methodology and Calibration Details	7
Environmental Quality Performance Limits (Action and Limit Levels).....	7
Implementation Status of Environmental Mitigation Measures	7
Site Audit Summary	7
Status of Waste Management	7
3. MONITORING RESULTS.....	8
Weather Conditions	8
Air Quality	8
Construction Noise	8
Water Quality.....	8
Ecological Monitoring	9
Monitoring on Cultural Heritage	9
Landscape and Visual Monitoring and Audit.....	9
Landfill Gas Monitoring	9
Waste Management	10
Fisheries	10
Influencing Factors on the Monitoring Results	10
4. NON-COMPLIANCE (EXCEEDANCES) OF THE ENVIRONMENTAL QUALITY PERFORMANCE LIMITS (ACTION AND LIMIT LEVELS).....	11
Summary of Exceedances.....	11
Summary of Environmental Complaints and Prosecutions.....	11
5. COMMENTS, CONCLUSIONS AND RECOMMENDATIONS	12
Review of Monitoring Methodology and the Practicality and Effectiveness of EM&A Programme.....	12
Effectiveness of Mitigation Measures	12
Recommendations.....	12

LIST OF TABLES

Table I	Summary Table for Non-compliance Recorded in the Reporting Quarter
Table II	Summary Table for Key Information in the Reporting Quarter
Table 1.1	Key Project Contacts
Table 3.1	Summary of Weather Conditions in the Reporting Period
Table 3.2	Major Dust Sources during the Monitoring in the Reporting Period
Table 3.3	Major Noise Sources during the Monitoring in the Reporting Period

LIST OF FIGURES

Figure 1	Site Layout Plan
Figure 1.2	Project Organisation for Environmental Monitoring and Audit
Figure 2	Locations of Air Quality and Construction Noise Monitoring Stations

LIST OF APPENDICES

A	Monitoring Requirements
B	Action and Limit Levels
C	Graphical Presentation of Air Quality Monitoring Results
D	Graphical Presentation of Noise Monitoring Results
E	Graphical Presentation of Landfill Gas Monitoring Results (<i>Not used</i>)
F	Site Audit Summary
G	Environmental Mitigation Implementation Schedule (EMIS)
H	Waste Generated Quantity
I	Summary of Exceedances
J	Summaries of Environmental Complaint, Warning, Summon and Notification of Successful Prosecution
K	Event and Action Plan
L	Construction Programme

EXECUTIVE SUMMARY

Introduction

1. This is the 22nd Quarterly Environmental Monitoring and Audit (EM&A) Report prepared by the Environmental Team (ET), Cinotech Consultants Ltd., for Contract No. ED/2018/04 “Trunk Road T2 and Infrastructure Works for Developments at the Former South Apron”, Contract No. ED/2020/03 “Trunk Road T2 - Traffic Control And Surveillance System (TCSS) and Associated Works” and Contract No. NE/2015/01 “Tseung Kwan O – Lam Tin Tunnel–Main Tunnel and Associated Works”. This report summarized the monitoring results and audits findings of the EM&A programme under the issued Environmental Permit (EP) No. EP-458/2013/C and in accordance with the EM&A Manual (AEIAR-173/2013) during the reporting period from August 2025 to October 2025.
2. During the reporting quarter, the following works contracts were undertaken within the site:
 - Contract No.: ED/2018/04 - Trunk Road T2 and Infrastructure Works for Developments at South Apron
 - Contract No.: ED/2020/03 - Trunk Road T2 - Traffic Control And Surveillance System (TCSS) and Associated Works
 - Contract No.: NE/2015/01 - Tseung Kwan O – Lam Tin Tunnel–Main Tunnel and Associated Works

Summary of Main Works Undertaken and Key Measures Implemented

3. The construction activities undertaken in the reporting quarter were as follows:

Contract No.	Project Title	Reporting Month	Site Activities
ED/2018/04	Trunk Road T2 and Infrastructure Works for Developments at South Apron	August 2025	<ul style="list-style-type: none"> • East Bound – Tunnel excavation • EVB – ABWF • EVB – E&M works
		September 2025	<ul style="list-style-type: none"> • East Bound – Tunnel excavation • EVB – ABWF • EVB – E&M works
		October 2025	<ul style="list-style-type: none"> • Tunnel Internal Structure • EVB – ABWF • EVB – E&M works
ED/2020/03	Trunk Road T2 - Traffic Control And Surveillance System (TCSS) and Associated Works	August 2025	<ul style="list-style-type: none"> • EVB – Installation of TCSS Cable Containment
		September 2025	<ul style="list-style-type: none"> • Installation of TCSS equipment at T2 Branch Tunnel, TKO-LTI, EVB
		October 2025	<ul style="list-style-type: none"> • Installation of TCSS equipment at T2 Branch Tunnel, TKO-LTI, EVB
NE/2015/01	Tseung Kwan O –	August 2025	<ul style="list-style-type: none"> • Soft Landscape

	Lam Tin Tunnel– Main Tunnel and Associated Works	September 2025	<ul style="list-style-type: none"> • Soft Landscape • Stage 1 Commissioning Outstanding Works
		October 2025	<ul style="list-style-type: none"> • Soft Landscape • Stage 1 Commissioning Outstanding Works

4. Implementation of the key mitigation measures during the reporting period are as follows:

Construction Noise

- Construction activities were scheduled to minimize noise nuisance to the nearby sensitive receiver.
- Use of Quality Powered Mechanical Equipment (QPME) on site.
- Erected the noise barrier on site.

Air Quality

- Regularly watering on site to avoid dust generation.
- Cover cement bags with more than 20 bags per stack.

Water Quality

- Pump out ponding water.

Waste Management

- Avoid accumulation of general refuse or construction waste.

Landscape and Visual

- Tree protection zones were fenced off to protect the existing trees on site.

Environmental Monitoring Works

5. Environmental monitoring for the Project was performed in accordance with the EM&A Manual and the monitoring results were checked and reviewed. Site Inspections/Audits were conducted once per week. The implementation of the environmental mitigation measures, Event Action Plans and environmental complaint handling procedures were also checked.
6. Summary of the non-compliance in the reporting quarter for the Project is tabulated in **Table I**. Details of the environmental monitoring results is presented in **Section 3**.

Table I Non-compliance (Exceedance) Record for the Project in the Reporting Quarter

Parameter	No. of Exceedance		No. of Exceedance due to Construction Activities of this Project		Action Taken
	Action Level	Limit Level	Action Level	Limit Level	
August 2025					
Air Quality	0	0	0	0	N/A
Noise	0	0	0	0	N/A
Marine Water Quality	N/A	N/A	N/A	N/A	N/A
Groundwater Level Monitoring (Piezometer Monitoring)	N/A	N/A	N/A	N/A	N/A
Ecological	N/A	N/A	N/A	N/A	N/A
Cultural Heritage	N/A	N/A	N/A	N/A	N/A
Landfill Gas	N/A	N/A	N/A	0	N/A

Parameter	No. of Exceedance		No. of Exceedance due to Construction Activities of this Project		Action Taken
	Action Level	Limit Level	Action Level	Limit Level	
September 2025					
Air Quality	0	0	0	0	N/A
Noise	0	0	0	0	N/A
Marine Water Quality	N/A	N/A	N/A	N/A	N/A
Groundwater Level Monitoring (Piezometer Monitoring)	N/A	N/A	N/A	N/A	N/A
Ecological	N/A	N/A	N/A	N/A	N/A
Cultural Heritage	N/A	N/A	N/A	N/A	N/A
Landfill Gas	N/A	N/A	N/A	0	N/A
October 2025					
Air Quality	0	0	0	0	N/A
Noise	0	0	0	0	N/A
Marine Water Quality	N/A	N/A	N/A	N/A	N/A
Groundwater Level Monitoring (Piezometer Monitoring)	N/A	N/A	N/A	N/A	N/A
Ecological	N/A	N/A	N/A	N/A	N/A
Cultural Heritage	N/A	N/A	N/A	N/A	N/A
Landfill Gas	N/A	N/A	N/A	0	N/A

Note:

N/A - Not Applicable.

Summary of Complaint, Warning, Notification of Summons and Successful Prosecution

7. Summary of key information in the reporting quarter is tabulated in **Table II**.

Table II Summary Table for Key Information in the Reporting Quarter

Event	Event Details		Action Taken	Status
	Number	Nature		
Complaints Received	0	---	N/A	N/A
Notifications of any summons & prosecutions received	0	---	N/A	N/A

N/A – Not Applicable

8. Environmental monitoring works for the Project are considered effective and is generating data to categorically identify the environmental impacts from the works and influencing factors in the vicinity of monitoring stations.

Reporting Changes in the Reporting Quarter

9. For the project “Tseung Kwan O – Lam Tin Tunnel and Associated Works” (TKO-LTT) under EP-458/2013/C, all works contracts except Contract No. NE/2015/01 has been terminated on 17 July 2025 after the approval by EPD. As Contract No. NE/2015/01 (under TKO-LTT) and Contract No. ED/2018/04 & ED/2020/03 (under Trunk Road T2) falls under the same EP-458/2013/C, the reporting of the remaining EM&A works for Contract No. NE/2015/01 (Lam Tin portion of TKO LTT) will be subsumed into the EM&A reporting for the T2 project and presented as a single combined report starting from August 2025.

1. INTRODUCTION

Background

- 1.1 In 2009, Civil Engineering and Development Department (CEDD) commissioned a Kai Tak Development (KTD) – Trunk Road T2 and Infrastructure at South Apron Investigation. The assignment covers the provision of the Trunk Road T2 and its connections with the Central Kowloon Route (CKR) at the north apron area and the Tseung Kwan O – Lam Tin Tunnel (TKOLTT) to the south in the Cha Kwo Ling area.
- 1.2 The Trunk Road T2 Project is one of the designated Projects under Schedule 2 of the EIAO proposed in the KTD. CEDD submitted the Project Profile (No. PP-379/2009) on 24 March 2009 for application for an EIA study brief for the Trunk Road T2 Project under the EIAO. Accordingly, an EIA Study Brief (ESB-203/2009) for the Trunk Road T2 Project was issued on 30 April 2009. The Environmental Impact Assessment (EIA) Report for the Trunk Road T2 Project was approved under the Environmental Impact Assessment Ordinance (EIAO) on 19 September 2013. The corresponding Environmental Permit (EP) was issued on 19 September 2013 (EP no.: EP-451/2013).
- 1.3 The Contract No. ED/2018/04 is the main contract of Trunk Road T2 (“T2 Main Works”) which comprises mainly the design and construction of a dual two-lane trunk road of approximately 3.0km long with about 2.7km of the trunk road in form of tunnel; ventilation and administration buildings, environmental protection and mitigation works and etc. Moreover, the Contract No. ED/2020/03 is the other contract under Truck Road T2 Project which comprises mainly design and construction of the TCSS for this Project. The EM&A programme under the Contract ED/2018/04 and ED/2020/03 are governed by the two EPs (EP-451/2013 and EP-458/2013/C) and two EM&A Manuals (AEIAR-174/2013 and AEIAR-173/2013). The work areas of the T2 Main Works are shown in **Figure 1** and the works to be executed under these Contract and corresponding EPs are summarized as follows:

Environmental Permit	Works Description
EP-451/2013 – Trunk Road T2	<u>ED/2018/04</u> <ul style="list-style-type: none"> Construction of highway and sub-sea tunnel connecting between Central Kowloon Route and Cha Kwo Ling Tunnel Western & Eastern Ventilation Buildings <u>ED/2020/03</u> <ul style="list-style-type: none"> Design and construction of TCSS for Trunk Road T2
EP-458/2013/C – Tseung Kwan O – Lam Tin Tunnel (TKOLTT) and Associated Works	<u>ED/2018/04</u> <ul style="list-style-type: none"> Construction of Cha Kwo Ling Tunnel from the end of Trunk Road T2 to the TKOLTT at the Eastern Ventilation Building <u>ED/2020/03</u> <ul style="list-style-type: none"> Design and construction of TCSS for Trunk Road T2

- Monitoring Works in Lam Tin under EP-458/2013/C**
- 1.4 Under Agreement No. CE 59/2015 (EP) – Tseung Kwan O – Lam Tin Tunnel (TKOLLT) and Associated Works, the baseline monitoring works in Lam Tin under the EM&A Manual (AEIAR-173/2013) were conducted by the Environmental Team (ET) for the Agreement No. CE 59/2015 (EP) at the approved monitoring locations, namely AM1, AM2, AM3, AM4, AM4 (A) CM1, CM2, CM3, CM4 and CM5. Impact monitoring within the Lam Tin area shall be conducted by the ET of Contract No. ED/2018/04 upon cessation of Agreement No. CE 59/2015 (EP). The data obtained from the impact monitoring works completed by the ET of Agreement No. CE 59/2015 (EP) will be adopted in this report
- 1.5 Cinotech Consultants Ltd. was designated as the Environmental Team (ET) to undertake the EM&A works for “Trunk Road T2 and Infrastructure Works for Developments at the Former South Apron” (hereinafter called the “Project”).
- 1.6 For the project “Tseung Kwan O – Lam Tin Tunnel and Associated Works” (TKO-LTT) under EP-458/2013/C, all works contracts except Contract No. NE/2015/01 has been terminated on 17 July 2025 after the approval by EPD. As Contract No. NE/2015/01 (under TKO-LTT) and Contract No. ED/2018/04 & ED/2020/03 (under Trunk Road T2) falls under the same EP 458/2013/C, the reporting of the remaining EM&A works for Contract No. NE/2015/01 (Lam Tin portion of TKO-LTT) will be subsumed into the EM&A reporting for the T2 project and presented as a single combined report starting from August 2025.

Purpose of the Report

- 1.7 This is the 22nd Quarterly EM&A Summary Report summarizing the EM&A works for the Project in between August 2025 to October 2025.

Project Organizations

- 1.8 Different parties with different levels of involvement in the project organization include:
- Permit Holder – Civil Engineering and Development Department (CEDD)
 - Supervisor Representative – Hyder-Meinhardt Joint Venture (HMJV)
 - Environmental Team (ET) – Cinotech Consultants Limited (Cinotech)
 - Independent Environmental Checker (IEC) – Ramboll Hong Kong Limited (Ramboll)
 - Contractor – Bouygues Travaux Publics (BTP)
- 1.9 The key contacts of the Project are shown in **Table 1.1**.

Table 1.1 Key Project Contacts

Party	Role	Contact Person	Phone No.
CEDD	Permit Holder	Mr. Wong Chi Wai, Tommy	3842 7111
HMJV	Supervisor Representative	Ms. Hazel Tang	2149 8524
Cinotech	Environmental Team	Mr. KS Lee (ETL)	2151 2091
		Ms. Karina Chan	2157 3880
Ramboll	Independent Environmental Checker	Mr. YH Hui	3465 2850

BTP	Contractor (ED/2018/04)	Mr. Roy Leung	6628 2685
GTECH	Contractor (ED/2020/03)	Mr. Deacon Choi	6038 3568
LCSJV	Contractor (NE/2015/01)	Mr. Valentine Ho	3973 0409

1.10 The Organizational Structure for Environmental Management is shown in **Figure 1.2**.

Construction Activities undertaken during the Report Quarter

1.11 The major site activities undertaken in the reporting quarter are shown as follow:

Contract No.	Project Title	Reporting Month	Site Activities
ED/2018/04	Trunk Road T2 and Infrastructure Works for Developments at South Apron	August 2025	<ul style="list-style-type: none"> • East Bound – Tunnel excavation • EVB – ABWF • EVB – E&M works
		September 2025	<ul style="list-style-type: none"> • East Bound – Tunnel excavation • EVB – ABWF • EVB – E&M works
		October 2025	<ul style="list-style-type: none"> • Tunnel Internal Structure • EVB – ABWF • EVB – E&M works
ED/2020/03	Trunk Road T2 - Traffic Control And Surveillance System (TCSS) and Associated Works	August 2025	<ul style="list-style-type: none"> • EVB – Installation of TCSS Cable Containment
		September 2025	<ul style="list-style-type: none"> • Installation of TCSS equipment at T2 Branch Tunnel, TKO-LTI, EVB
		October 2025	<ul style="list-style-type: none"> • Installation of TCSS equipment at T2 Branch Tunnel, TKO-LTI, EVB
NE/2015/01	Tseung Kwan O – Lam Tin Tunnel– Main Tunnel and Associated Works	August 2025	<ul style="list-style-type: none"> • Soft Landscape
		September 2025	<ul style="list-style-type: none"> • Soft Landscape • Stage 1 Commissioning Outstanding Works
		October 2025	<ul style="list-style-type: none"> • Soft Landscape • Stage 1 Commissioning Outstanding Works

2. ENVIRONMENTAL MONITORING AND AUDIT REQUIREMENTS

Monitoring Parameters and Monitoring Locations

- 2.1 The EM&A Manual designates locations for environmental monitoring in terms of air quality, noise, and landfill gas due to the Project. The Project area and monitoring locations are depicted in **Figures 2. Appendix A** gives details of monitoring requirements.

Monitoring Methodology and Calibration Details

- 2.2 Monitoring works/equipment were conducted/calibrated regularly in accordance with the EM&A Manual. Copies of calibration certificates are attached in the appendices of the corresponding Monthly EM&A Reports.

Environmental Quality Performance Limits (Action and Limit Levels)

- 2.3 The environmental quality performance limits, i.e. Action and Limit Levels were derived from the baseline monitoring results. Should the measured environmental quality parameters exceed the Action/Limit Levels, the respective action plans would be implemented. The Action/Limit Levels for each environmental parameter are given in **Appendix B**.
- 2.4 Should the monitoring results of the environmental monitoring parameters at any designated monitoring stations indicate that the Action / Limit Levels are exceeded, the actions in accordance with the Event and Action Plans in **Appendix K** was carried out.

Implementation Status of Environmental Mitigation Measures

- 2.5 Relevant mitigation measures as recommended in the project EIA report have been stipulated in the EM&A Manual for implementation by the Contractor. The implementation status of environmental mitigation measures (EMIS) is given in **Appendix G**.

Site Audit Summary

- 2.6 During site inspections in the reporting period, no non-compliances was recorded. The observations and recommendations made during the reporting period are summarized in **Appendix F**.

Status of Waste Management

- 2.7 The amount of wastes generated by the construction activities during the reporting period is shown in **Appendix H**.

3. MONITORING RESULTS

Weather Conditions

- 3.1 The weather during monitoring sessions was summarized in **Table 3.1**.

Table 3.1 Summary of Weather Conditions in the Reporting Period

Reporting Month	General Weather Conditions
August 2025	Sunny, Cloudy, Fine
September 2025	Sunny, Cloudy, Fine
October2025	Sunny, Cloudy, Fine

- 3.2 The detail of weather conditions for each individual monitoring session was presented in the corresponding monthly EM&A report.

Air Quality

- 3.3 All 1-hour TSP monitoring was conducted as scheduled in the reporting quarter. No Action/Limit Level exceedance was recorded.
- 3.4 All 24-hour TSP monitoring was conducted as scheduled in the reporting quarter. No Action/Limit Level exceedance was recorded in the reporting quarter.
- 3.5 The graphical presentations of the air quality monitoring results are shown in **Appendix C**.

Construction Noise

- 3.6 All noise monitoring was conducted as scheduled in the reporting month. No Action Level exceedance was recorded in this reporting quarter and no Limit Level exceedance was recorded in this reporting quarter. The graphical presentations of the noise monitoring results are shown in **Appendix D**.

Water Quality

Groundwater Quality

- 3.7 The existing groundwater quality monitoring programme has been suspended as the monitoring results had been deemed non-representative of the impact from the project justified by two major factors: (1) influence on the monitoring results from non-project related factors, such as anthropogenic activities and natural phenomenon; and (2) large separation between the monitoring stations and works area. In addition, as no alternative locations for the groundwater quality monitoring were available, the groundwater quality monitoring has been suspended since October 2019 upon the agreement by EPD.

Marine Water Quality

- 3.8 According to Section 4.4.3 of EM&A Manual (AEIAR-173/2013), marine water quality impact monitoring stations is carried out during marine construction for TKOLTT reclamation. Since the construction of Cha Kwo Ling Tunnel from the end of Trunk Road T2 to the TKOLTT at the Eastern Ventilation Building does not involve reclamation, the marine water quality monitoring programme stated in Section 4.4 of the EM&A Manual (AEIAR-173/2013) is therefore not applicable to Contract No. ED/2018/04.

Groundwater Level Monitoring (Piezometer Monitoring)

- 3.9 According to Section 4.1.2 of EM&A Manual (AEIAR-173/2013), daily piezometer monitoring will be carried out on a daily basis when any tunnel construction activities are carried out within +/- 50m of the piezometer gate in plan. As the construction works of Cha Kwo Ling Tunnel from the end of Trunk Road T2 to the TKOLTT at the Eastern Ventilation Building is approximately 120m away from the piezometer gate in plan, the piezometer monitoring programme stated in Section 4.2 of the EM&A Manual (AEIAR-173/2013) is therefore not applicable to Contract No. ED/2018/04

Ecological Monitoring

- 3.10 Post-translocation monitoring survey is recommended in Section 6.2.5 of the EM&A Manual (AEIAR-173/2013), to audit the success of coral translocation. Since the construction of Cha Kwo Ling Tunnel from the end of Trunk Road T2 to the TKOLTT at the Eastern Ventilation Building does not involve any marine works in the concerned area mentioned in Section 6.1.2 of the EM&A Manual (AEIAR-173/2013), the post-translocation monitoring survey stated in Section 6.2.5 of the EM&A Manual (AEIAR-173/2013) is therefore not applicable to Contract No. ED/2018/04.

Monitoring on Cultural Heritage

- 3.11 As the construction works of Cha Kwo Ling Tunnel from the end of Trunk Road T2 to the TKOLTT at the Eastern Ventilation Building are located more than 100m away from the Cha Kwo Ling Tin Hau temple, the vibration impact monitoring stated in Section 8.3.1 of the EM&A Manual (AEIAR-173/2013) is not applicable to Contract No. ED/2018/04.

Landscape and Visual Monitoring and Audit

- 3.12 The implementation of landscape and visual mitigation measures was checked during the environmental site inspections. Recommended follow-up actions have been discharged by the Contractor. Details of the audit findings and implementation status are presented in **Appendix F**.

Landfill Gas Monitoring

- 3.13 Since no excavation activity for this Project was carried out within the Sai Tso Wan Landfill Consultation Zone in this reporting quarter, therefore, no landfill gas monitoring was required.

Waste Management

- 3.14 Site audits were carried out on a weekly basis to monitor and ensures that proper storage, transportation and disposal practices of wastes generated from this Project include inert construction and demolition (C&D) materials, non-inert C&D materials. Details of waste management data is presented in **Appendix H**.

Fisheries

- 3.15 According to Section 7.1.3 of EM&A Manual (AEIAR-173/2013), no specific fisheries monitoring programme is required during the construction phase.

Influencing Factors on the Monitoring Results

- 3.16 During the reporting period, the major dust and noise source identified at the designated monitoring stations are as follows:

Table 3.2 Major Dust Sources during the Monitoring in the Reporting Period

Station	Major Dust Source
AM1 – Tin Hau Temple	Road Traffic at Cha Kwo Ling Road
AM2 – Sai Tso Wan Recreation Ground	Road Traffic along Sin Fat Road
AM3 – Yau Lai Estate Bik Lai House	Road Traffic near Eastern Cross Harbour Tunnel Toll Plaza
AM4 - Sitting-out Area at Cha Kwo Ling Village	Road Traffic at Cha Kwo Ling Road
AM4(B) - Cha Kwo Ling Public Cargo Working Area Administrative Office *	Road Traffic at Cha Kwo Ling Road

*: AM4(A) is not available for conducting monitoring due to the demolition of administrative office, the relocation of monitoring station from AM4(A) to AM4(B) has been approved by EPD on 11 July 2022.

Table 3.3 Major Noise Sources during the Monitoring in the Reporting Period

Monitoring Stations	Locations	Major Noise Source
CM1	Nga Lai House, Yau Lai Estate Phase 1, Yau Tong	Road Traffic near Eastern Cross Harbour Tunnel Toll Plaza
CM2	Bik Lai House, Yau Lai Estate Phase 1, Yau Tong	Road Traffic near Eastern Cross Harbour Tunnel Toll Plaza
CM3	Block S, Yau Lai Estate Phase 5, Yau Tong	Road Traffic near Eastern Cross Harbour Tunnel Toll Plaza
CM4	Tin Hau Temple, Cha Kwo Ling	Road Traffic at Cha Kwo Ling Road
CM5	CCC Kei Faat Primary School, Yau Tong	Road Traffic near Eastern Cross Harbour Tunnel Toll Plaza

4. NON-COMPLIANCE (EXCEEDANCES) OF THE ENVIRONMENTAL QUALITY PERFORMANCE LIMITS (ACTION AND LIMIT LEVELS)

Summary of Exceedances

- 4.1 Environmental monitoring works were performed in the reporting period and all monitoring results were checked and reviewed. A summary of exceedances is attached in **Appendix I**.

Air Quality

- 4.2 No Action Level exceedance was recorded in the reporting quarter. No Limit Level exceedance was recorded in the reporting quarter.

Construction Noise

- 4.3 No Action Level exceedance was recorded due to the documented complaint in the reporting quarter.
- 4.4 No Limit Level exceedance for construction noise monitoring was recorded in the reporting quarter.

Review of the Reasons for and the Implications of Non-compliance

- 4.5 During site audits in the reporting quarter, no non-compliance was recorded. Recommendations made in each individual site audit session were attached in the **Appendix F**.

Landscape and Visual

- 4.6 No non-compliance of the landscape and visual impact was recorded in the reporting quarter.

Summary of Environmental Complaints and Prosecutions

- 4.7 No environmental complaint on this Project was received in the reporting quarter.
- 4.8 No environmental warning, prosecution and notification of summons were received in the reporting quarter.

5. COMMENTS, CONCLUSIONS AND RECOMMENDATIONS

Review of Monitoring Methodology and the Practicality and Effectiveness of EM&A Programme

- 5.1 The EM&A methodology has been effective in monitoring the environmental impacts of the Project and the effectiveness of the mitigation measures. The data collected were useful in determining whether the Project had caused unacceptable impacts on the sensitive receivers. Analysis of all EM&A data collected throughout the baseline and the impact periods demonstrated the environmental acceptability of the Project

Effectiveness of Mitigation Measures

- 5.2 The mitigation measures recommended in the EIA report are considered effective in minimizing environmental impacts.
- 5.3 The Contractor has implemented the recommended mitigation measures except those mitigation measures not applicable at this stage.
- 5.4 Environmental monitoring works were performed in the reporting quarter and all monitoring results were checked and reviewed.
- 5.5 The summary record of non-compliance (exceedances) of Action/Limit Level for environmental monitoring in the reporting quarter has been presented in **Table I** above and in **Appendix I**.
- 5.6 No environmental complaint was received in the reporting quarter. The details were attached in the **Appendix J**.
- 5.7 No warning, notification of summon and environmental prosecution was received in the reporting quarter. The details were attached in the **Appendix J**.

Recommendations

- 5.8 Joint weekly site audits by the representatives of the Engineer, Contractor and the ET were conducted in the reporting quarter. The following recommendations was made to the Contractor for the coming reporting month:

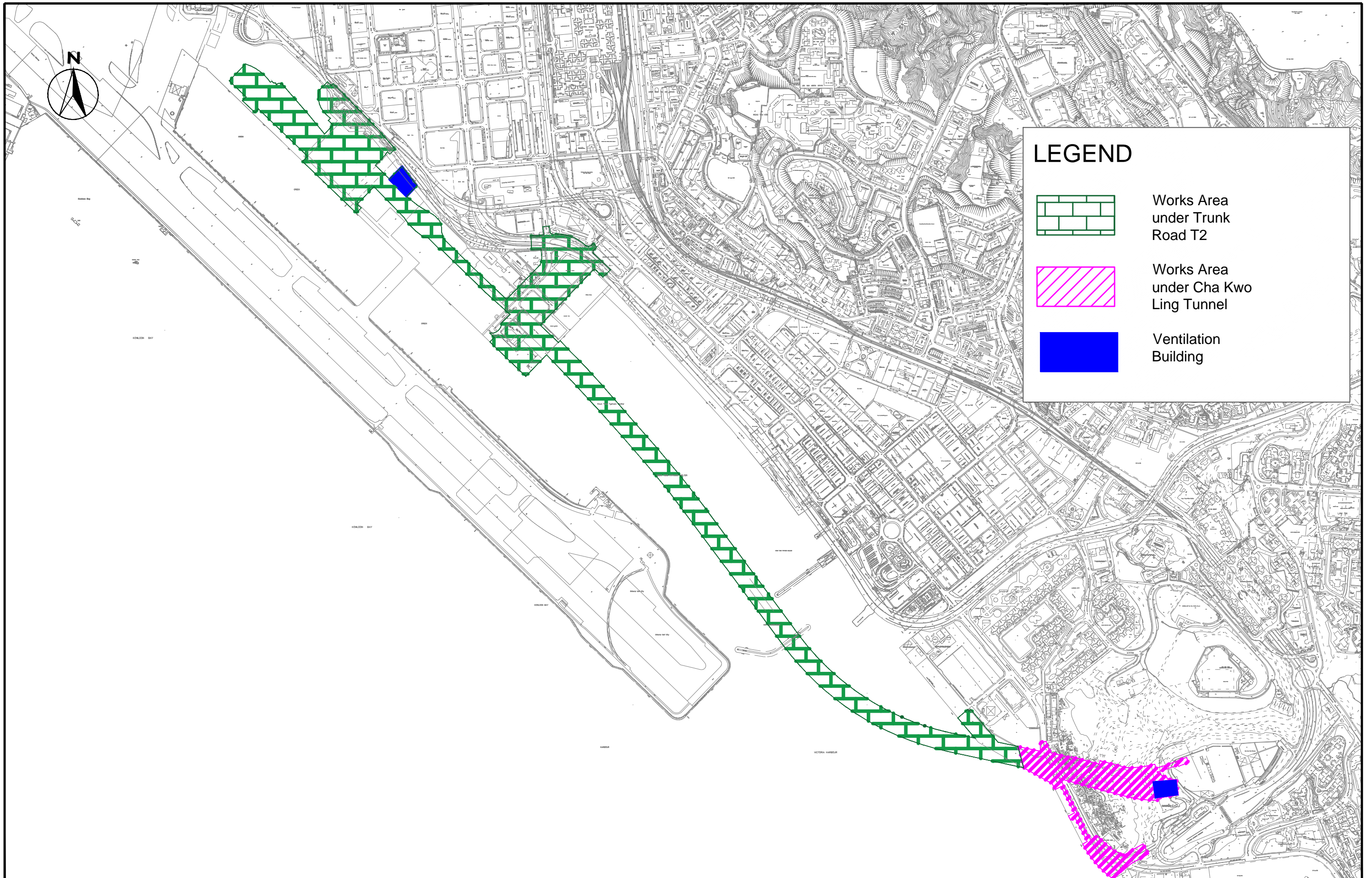
Air quality

- Open stockpile should be well covered by impervious sheets to reduce dust emission.




Waste / Chemical Management

- The drip tray should be provided for the chemical container to avoid the chemical leakage.
- General refuse should be collected and removed in a timely manner.

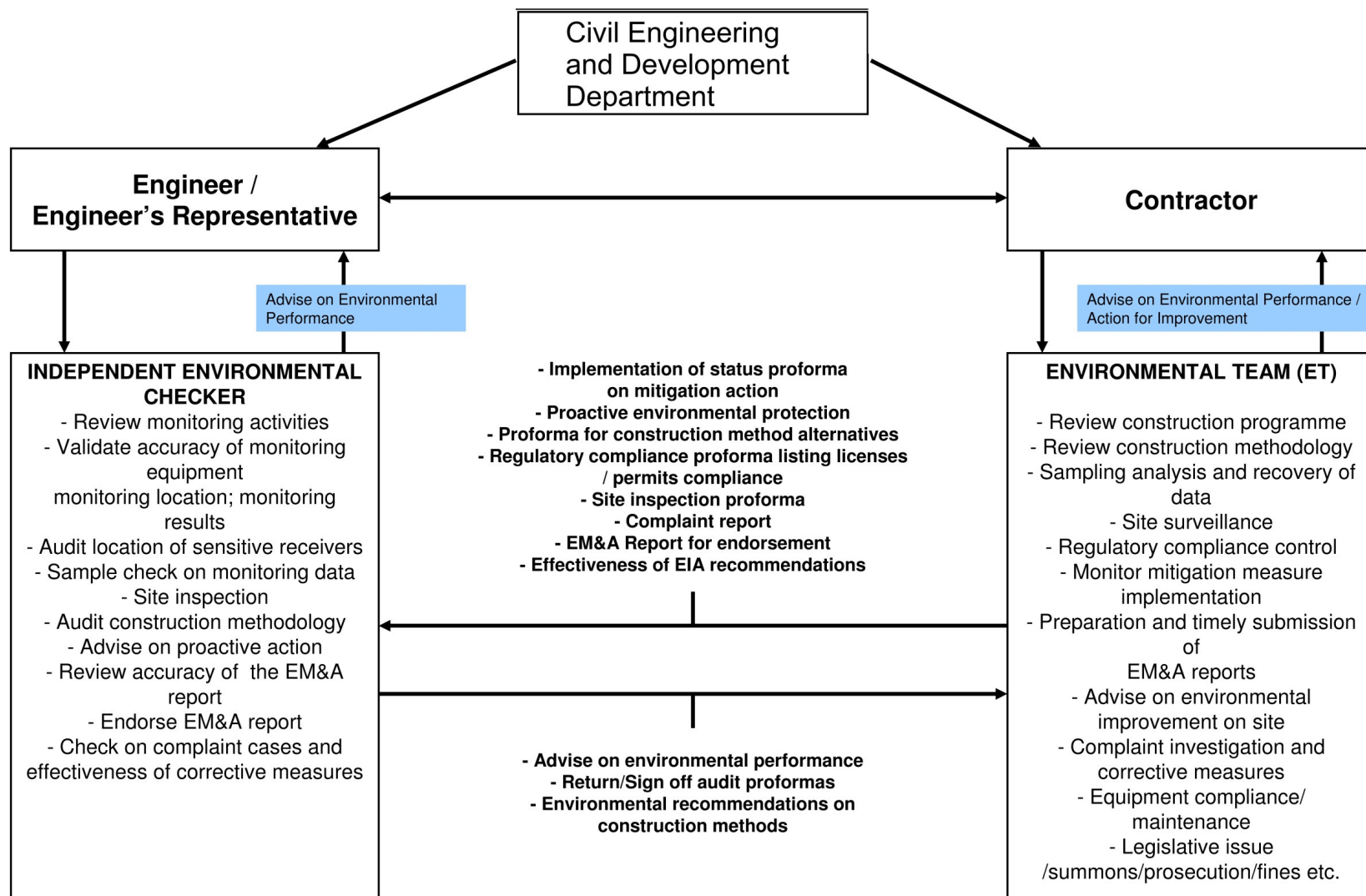
FIGURES



LEGEND

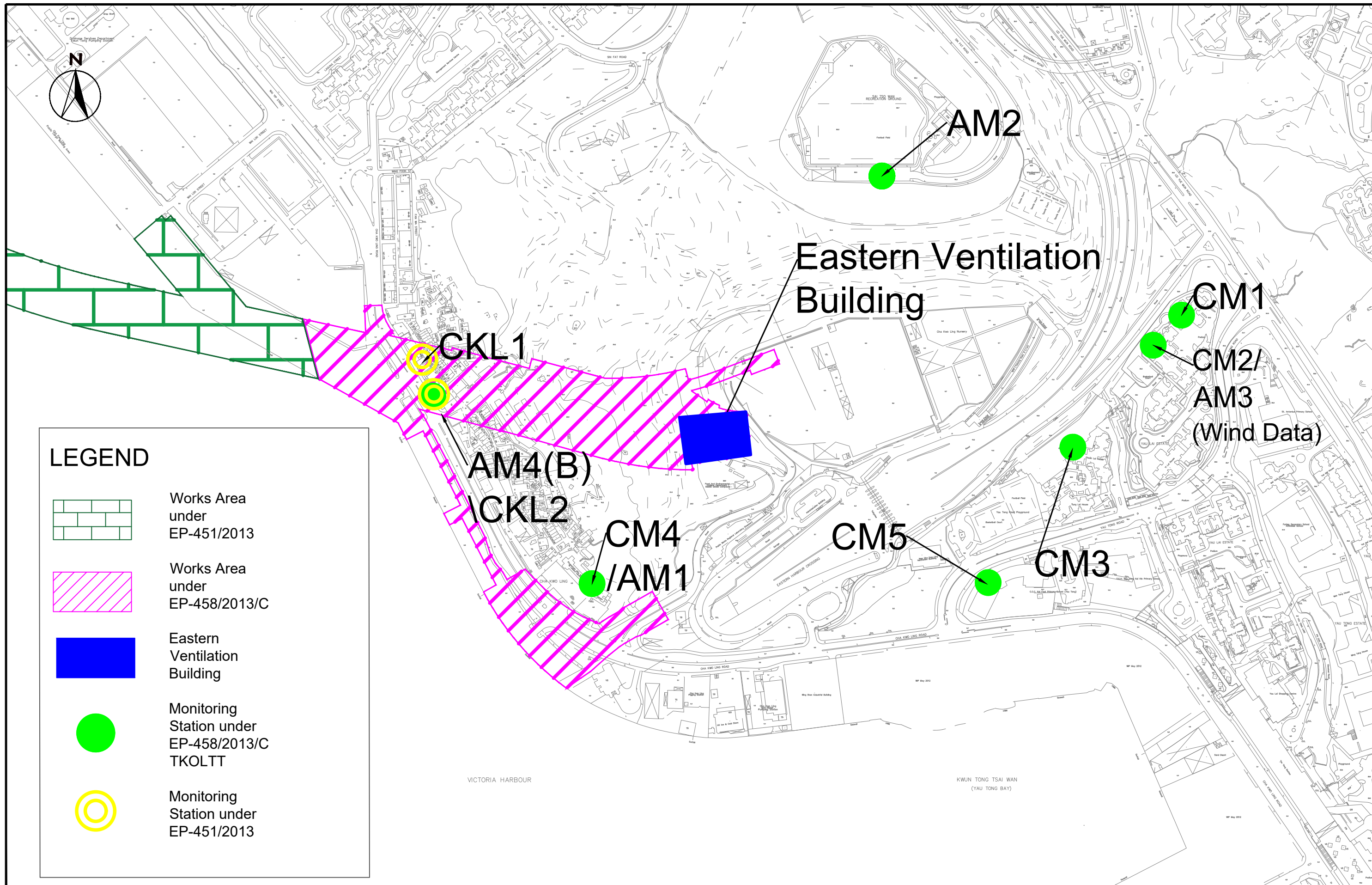
-  Works Area under Trunk Road T2
-  Works Area under Cha Kwo Ling Tunnel
-  Ventilation Building

SCALE	1:10000@A3	DATE	March 20
CHECK	KC	DRAWN	TL
JOB No.	MA20003	FIGURE No.	Fig 1
		REV	-

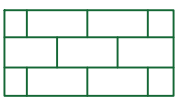






PLOT.DWG: K:\91164 Trunk Road T2\Cad Admin\A3_colour.plt
PRINTED BY: JACOB
1/17/2013 10:53:36 AM

Drawing title			Original Size	A3	Scale	N.T.S	Date	18/JAN/2013
PROJECT ORGANISATION AND LINES OF COMMUNICATION			© Copyright reserved		File name		Drawing No.	
Rev.	Description	Date	FIGURE 1.2		Rev.		-	



LEGEND

-  Works Area under EP-451/2013
-  Works Area under EP-458/2013/C
-  Eastern Ventilation Building
-  Monitoring Station under EP-458/2013/C TKOLTT
-  Monitoring Station under EP-451/2013

SCALE	1:4000@A3	DATE	Jul 22
CHECK	KC	DRAWN	TL
JOB No.	MA20003	FIGURE No.	Fig 2b
		REV	-

APPENDIX A
MONITORING REQUIREMENTS

Appendix A - Environmental Impact Monitoring Requirements

Table I – Air Quality Monitoring

Type of Monitoring	Parameter	Frequency	Location	Measurement Conditions
Air Quality	1 hour TSP	Three times / 6 days	<ul style="list-style-type: none"> • AM1 – Tin Hau Temple • AM2 – Sai Tso Wan Recreation Ground • AM3 – Yau Lai Estate Bik Lai House • AM4⁽¹⁾ – Sitting-out Area at Cha Kwo Ling Village • AM4(B)^{(2)(*)(**)} – Flat 103 Cha Kwo Ling Village 	<ul style="list-style-type: none"> • AM1 – Ground Level • AM2 – Ground Level • AM3 – Rooftop (41/F) • AM4⁽¹⁾ – Ground Level • AM4(B)^{(2)(**)} – Ground Level
	24 hour TSP	Once / 6 days		

Remarks: (1) For 1-hour TSP monitoring; (2) For 24-hour TSP monitoring

(*) Air quality monitoring at designated station AM4(24-hr TSP) was rejected by the premise owners. Therefore, baseline and impact air quality monitoring works were carried out at alternative air quality monitoring stations AM4(A) (24-hr TSP only).

(**)AM4(A) is not available for conducting monitoring due to the demolition of administrative office. EPD had been approved the relocation of monitoring station from AM4(A) to AM4(B).

Detail refer to E.S.8 of this report.

Table II – Noise Monitoring

Type of Monitoring	Parameter	Frequency	Location	Measurement Conditions
Construction Noise	L _{eq} , L ₉₀ & L ₁₀ at 30 minute intervals during 0700 to 1900 on normal weekdays	Once per week	<ul style="list-style-type: none"> • CM1 – Nga Lai House, Yau Lai Estate Phase 1, Yau Tong • CM2 – Bik Lai House, Yau Lai Estate Phase 1, Yau Tong • CM3 – Block S, Yau Lai Estate Phase 5, Yau Tong • CM4 – Tin Hau Temple, Cha Kwo Ling • CM5 – CCC Kei Faat Primary School, Yau Tong 	<ul style="list-style-type: none"> • CM1 – Rooftop (41/F) • CM2 – Rooftop (41/F) • CM3 – Rooftop (40/F) • CM4 – Ground Level • CM5 – Rooftop (6/F)

Table III –Landfill Gas Monitoring

Type of Monitoring	Parameter	Frequency	Location
Landfill Gas	Methane, Carbon dioxide and Oxygen	at least daily before starting the work of the day	<ul style="list-style-type: none">• Excavation Locations• Manholes and Chambers• Relocation of monitoring wells• Any other Confined Spaces

APPENDIX B
ACTION AND LIMIT LEVELS

APPENDIX B – Action and Limit Levels**Air Quality*****1-hr TSP***

Monitoring Stations	Location	Action Level, $\mu\text{g}/\text{m}^3$	Limit Level, $\mu\text{g}/\text{m}^3$
AM1	Tin Hau Temple	275	500
AM2	Sai Tso Wan Recreation Ground	273	
AM3	Yau Lai Estate Bik Lai House	271	
AM4	Sitting-out Area at Cha Kwo Ling Village	278	

24-hr TSP

Monitoring Stations	Location	Action Level, $\mu\text{g}/\text{m}^3$	Limit Level, $\mu\text{g}/\text{m}^3$
AM1	Tin Hau Temple	173	260
AM2	Sai Tso Wan Recreation Ground	192	
AM3	Yau Lai Estate Bik Lai House	167	
AM4(B)	Flat 103 Cha Kwo Ling Village	210	

Noise

Time Period	Action Level	Limit Level
0700-1900 hrs on normal weekdays	When one documented complaint is received from any one of the monitoring stations	75 dB(A) ⁽¹⁾

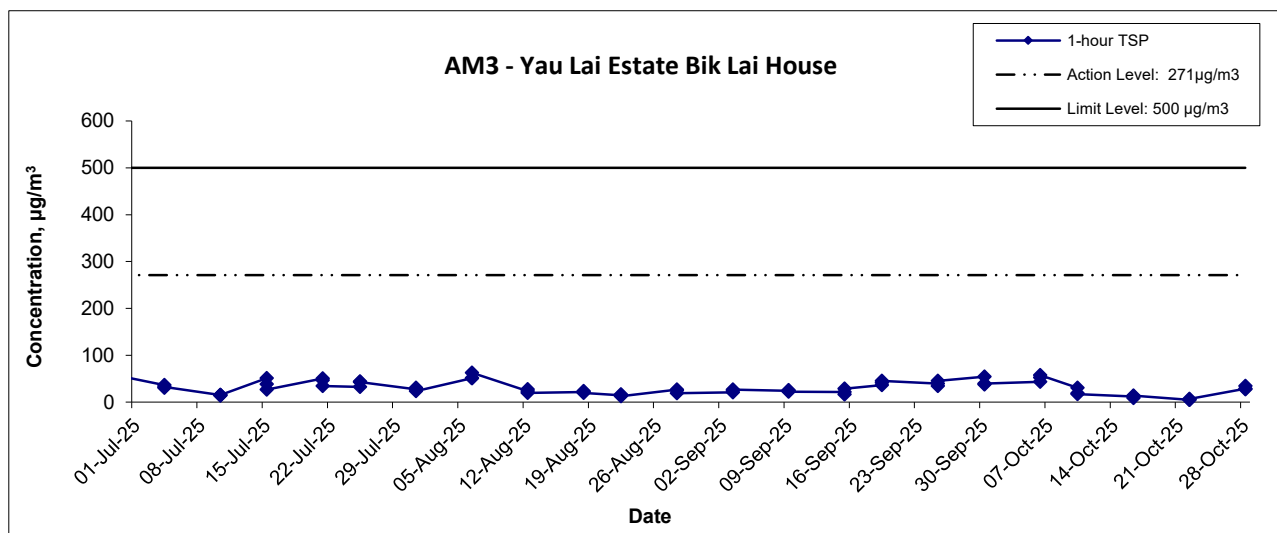
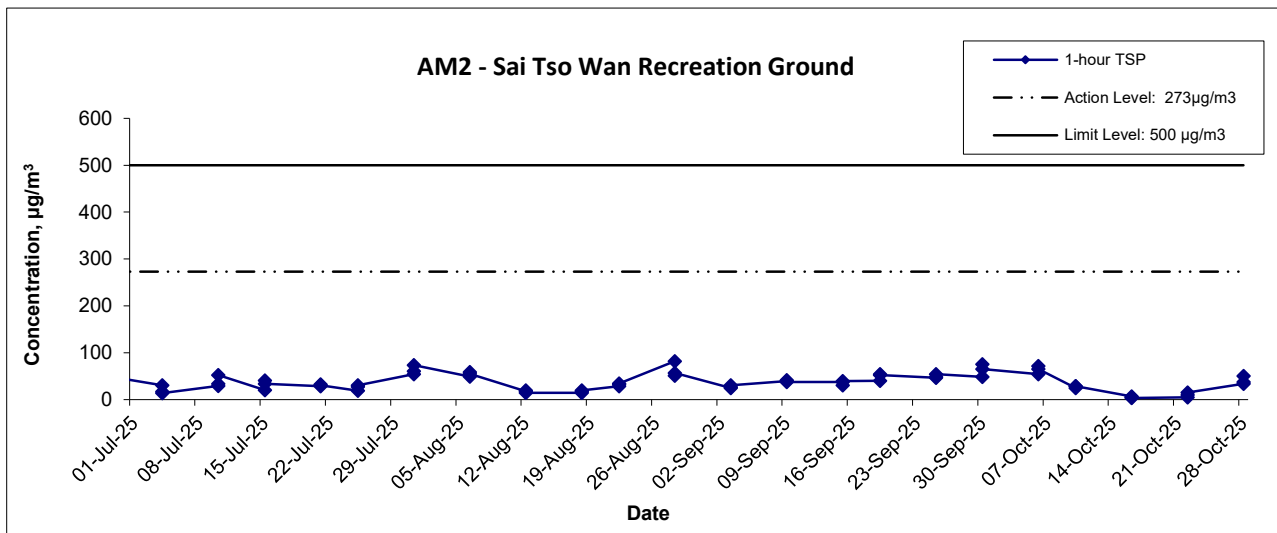
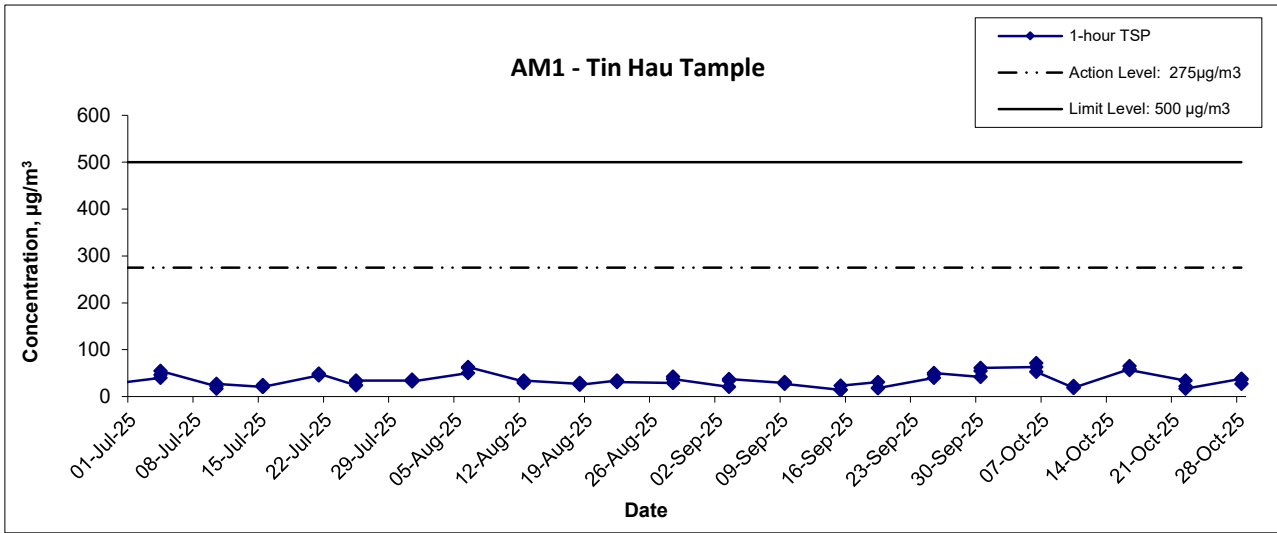
¹ 70 dB(A) for schools and 65 dB(A) for schools during examination period.

Landfill Gas Monitoring

Parameter	Limit Level
Oxygen	<19%
	<18%
Methane	>10% LEL (i.e. > 0.5% by volume)
	>20% LEL (i.e. > 1% by volume)
Carbon Dioxide	>0.5%
	>1.5%

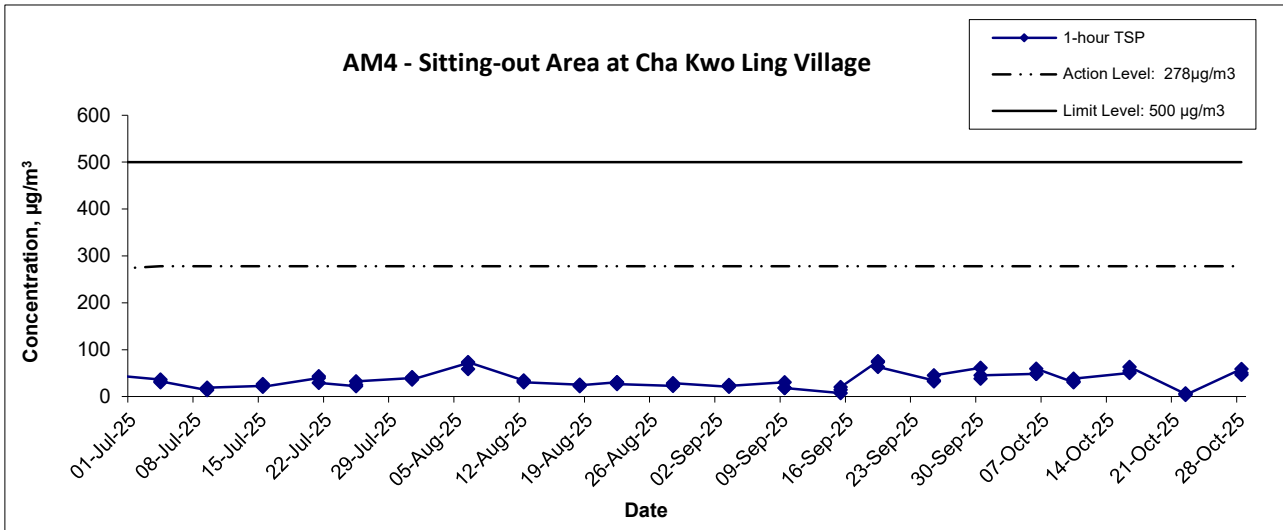
**APPENDIX C
GRAPHICAL PRESENTATION OF AIR
QUALITY MONITORING RESULTS**

1-hr TSP Concentration Levels



Contract No. ED/2018/04 Trunk Road T2 and Infrastructure Works for Developments at the Former South Apron Graphical Presentation of 1-hour TSP Monitoring Results	Scale	Project No.	
	Date	Appendix	
	N.T.S	MA20003	C

1-hr TSP Concentration Levels

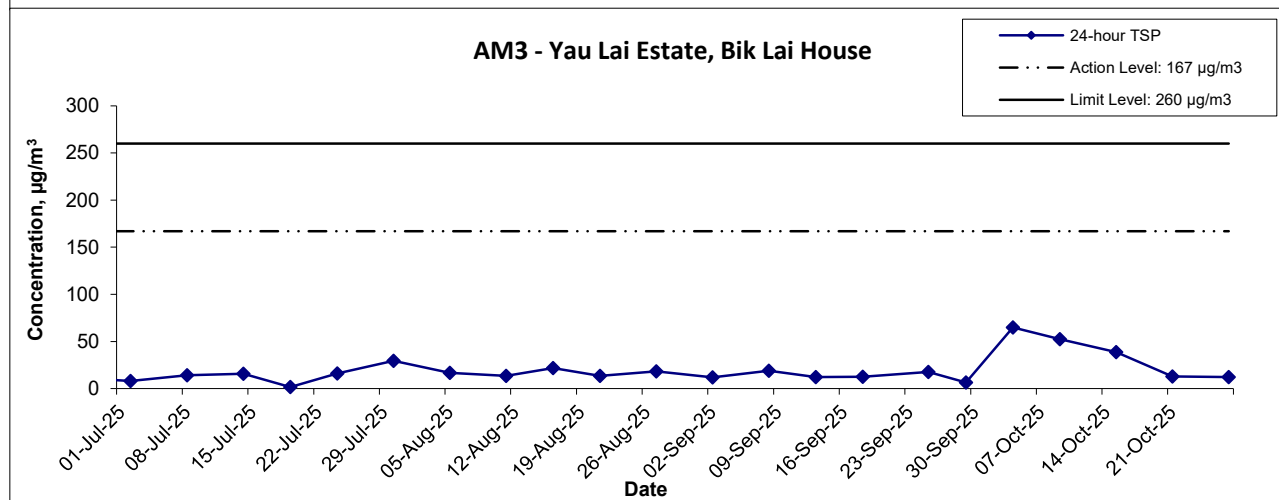
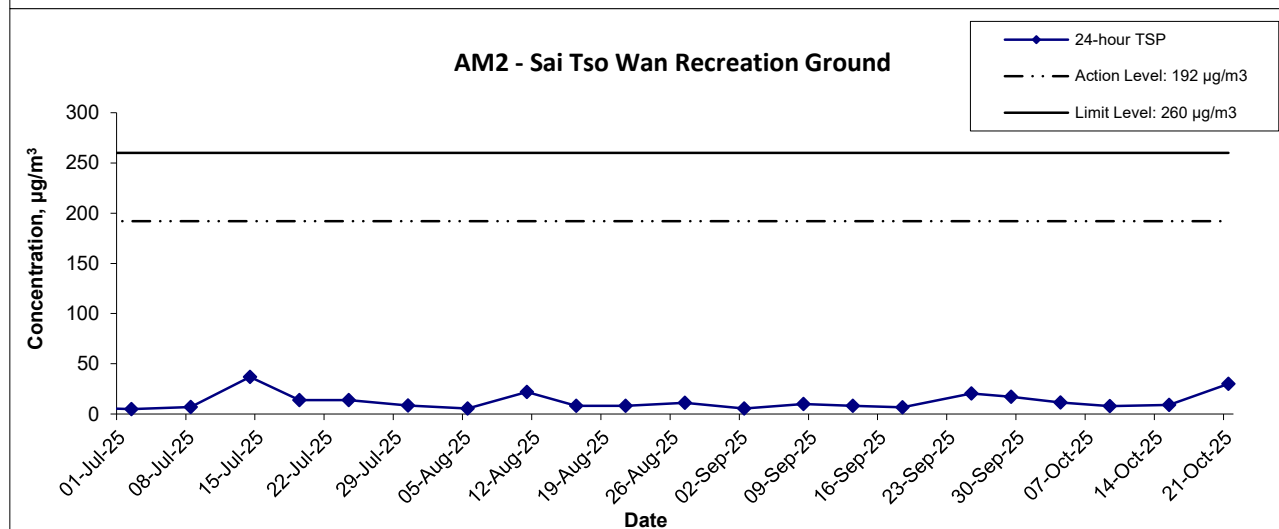
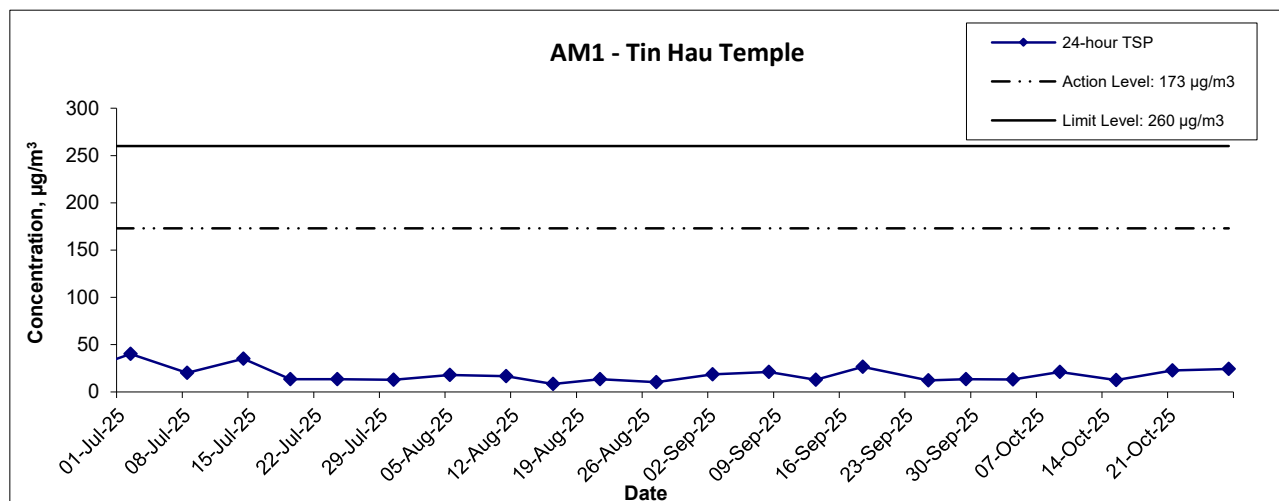


Notes:

1. The major activitie(s) being carried out on site during the reporting period is/are presented in Section 1.10
2. The weather conditions during the reporting month are presented in Appendix C.
3. Other factors which might affect the monitoring results are presented in Section 3.16.

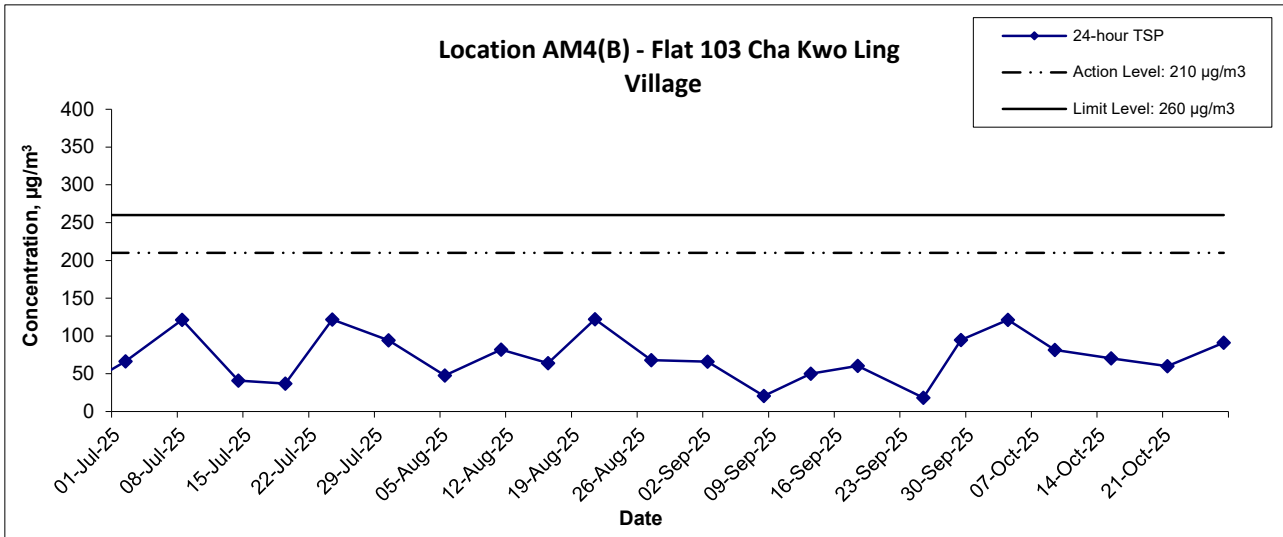
Contract No. ED/2018/04 Trunk Road T2 and Infrastructure Works for Developments at the Former South Apron	Scale N.T.S	Project No. MA20003	CINOTECH
Graphical Presentation of 1-hour TSP Monitoring Results	Date Oct-25	Appendix C	

24-hr TSP Concentration Levels



Contract No. ED/2018/04 Trunk Road T2 and Infrastructure Works for Developments at the Former South Apron Graphical Presentation of 24-hour TSP Monitoring Results	Scale	Project No.	
	Date	Appendix	
	N.T.S	MA20003	
	Oct-25	C	

24-hr TSP Concentration Levels



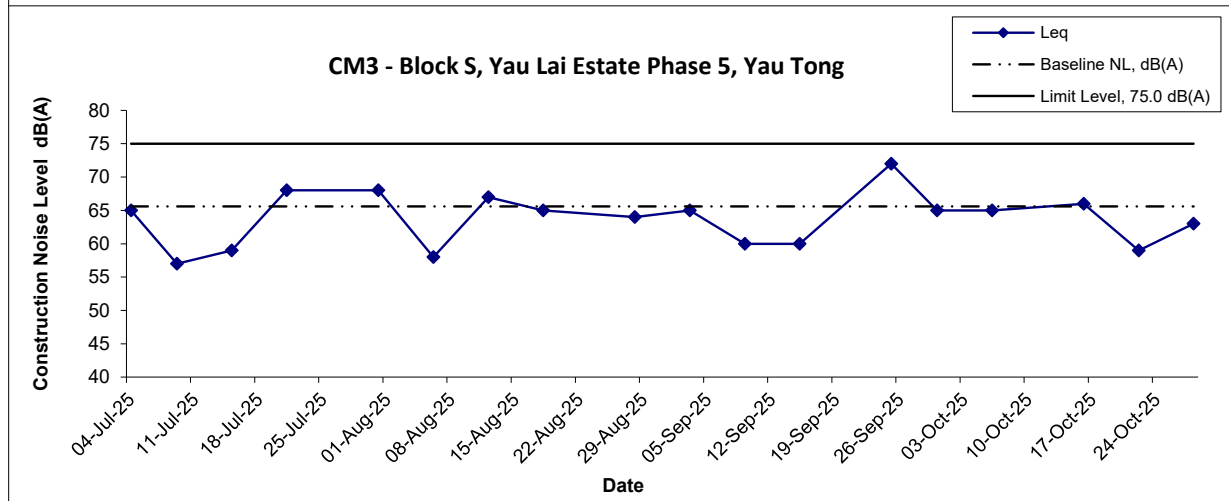
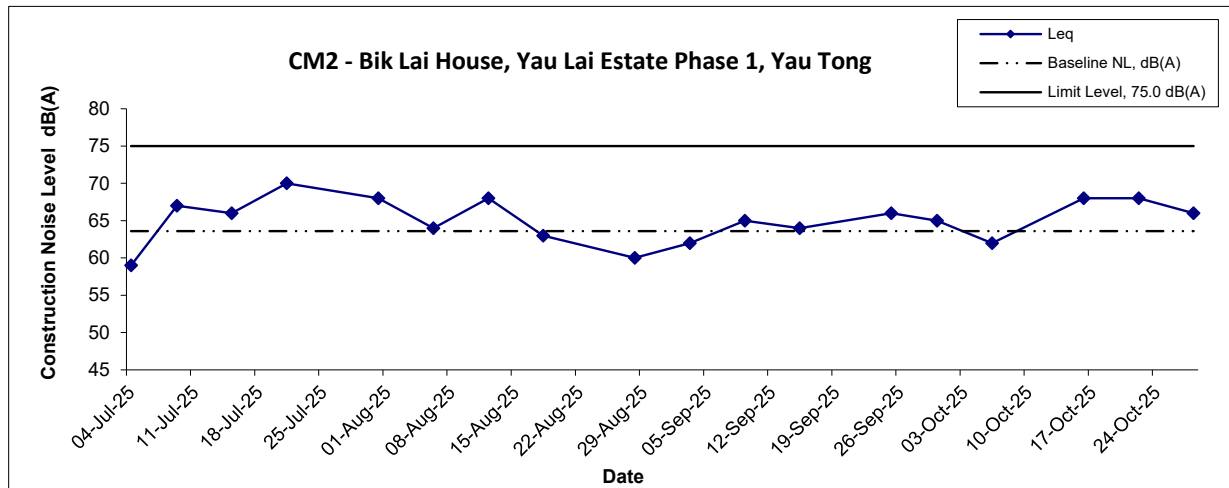
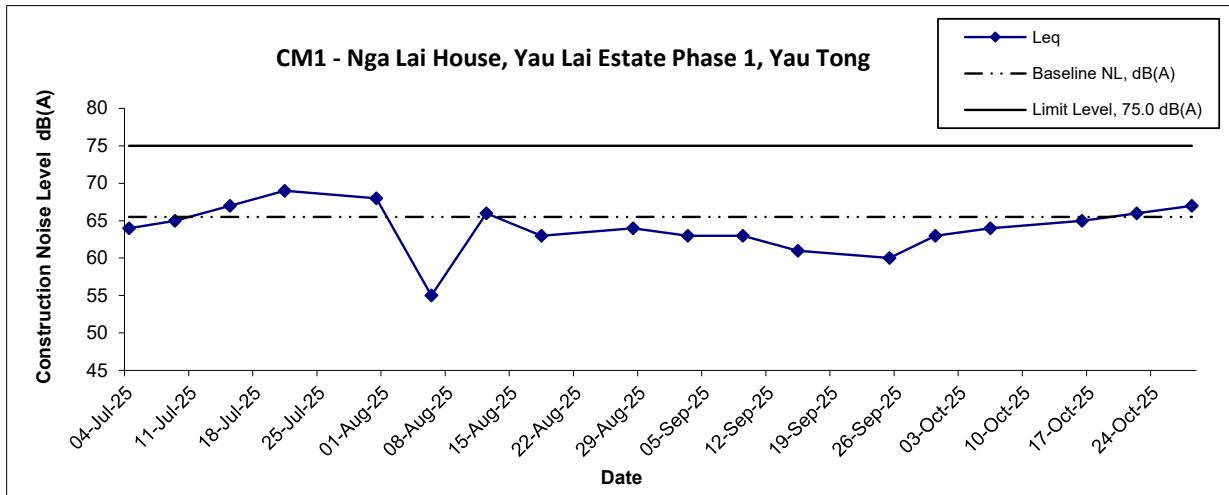
Notes:

- 1) The major activitie(s) being carried out on site during the reporting period is/are presented in Section 1.10
- 2) The weather conditions during the reporting month are presented in Appendix C.
- 3) Other factors which might affect the monitoring results are presented in Section 3.16.

Contract No. ED/2018/04 Trunk Road T2 and Infrastructure Works for Developments at the Former South Apron Graphical Presentation of 24-hour TSP Monitoring Results	Scale	Project	
	Date	Appendix	
	N.T.S	No. MA20003	
	Oct-25	C	

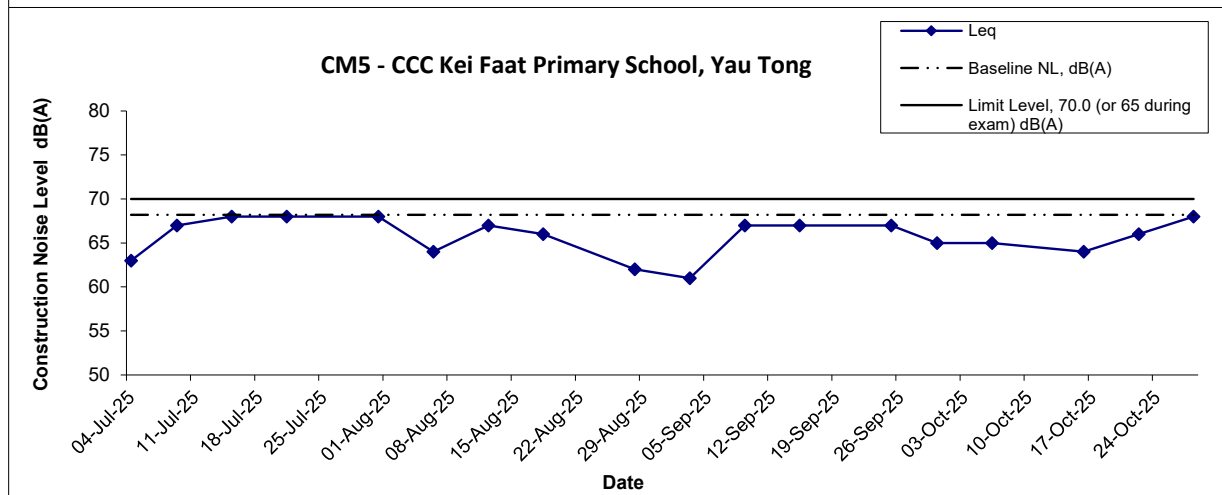
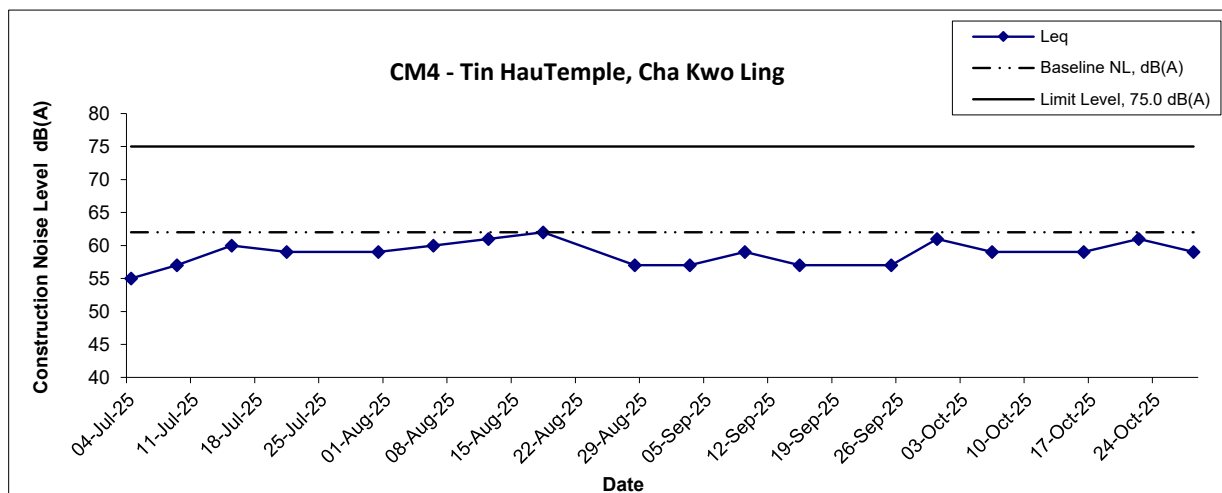
**APPENDIX D
GRAPHICAL PRESENTATION OF
NOISE MONITORING RESULTS**

Noise Levels



Title Contract No. ED/2018/04 Trunk Road T2 and Infrastructure Works for Developments at the Former South Apron Graphical Presentation of Construction Noise Monitoring Results	Scale	Project	CINOTECH
	N.T.S	No. MA20003	
	Date	Appendix	
	Oct 25	D	

Noise Levels



Notes:

- 1) The major activitie(s) being carried out on site during the reporting period is/are presented in Section 1.10
- 2) The weather conditions during the reporting month are presented in Appendix C.
- 3) Other factors which might affect the monitoring results are presented in Section 3.13.

Title Contract No. ED/2018/04 Trunk Road T2 and Infrastructure Works for Developments at the Former South Apron Graphical Presentation of Construction Noise Monitoring Results	Scale	Project	CINOTECH
	Date	No. MA20003 Appendix D	
	N.T.S		
	Oct 25		

APPENDIX F
SITE AUDIT SUMMARY

Appendix F - Site Audit Summary

August 2025

Items	Date	Status*	Follow up Action
Water Quality			
Stagnant water was observed at Portion SB.	07 Aug 2025	✓	Item was rectified on 15 Aug 2025
Stagnant water was observed at Portion TY.	07 Aug 2025	✓	Item was rectified on 15 Aug 2025
Ecology			
--	--	--	--
Noise			
--	--	--	--
Landscape and Visual			
--	--	--	--
Air Quality			
--	--	--	--
Waste / Chemical Management			
--	--	--	--
Impact on Cultural Heritage			
--	--	--	--
Permits / Licenses			
--	--	--	--

- ✓ Observation/reminder was made during site audit but improved/rectified by the contractor in the next site audit
- ✘ Observation/reminder was made during site audit but not yet improved/rectified by the contractor in the next site audit
- # Follow up action will be reported in next reporting month
- * Non-compliance of mitigation measure
- Non-compliance but improved by the contractor

**Contract No. ED/2018/04
Trunk Road T2 and Infrastructure Works for Developments at the Former South Apron
Quarterly EM&A Report**

Appendix F - Site Audit Summary

September 2025

Items	Date	Status*	Follow up Action
<i>Water Quality</i>			
--	--	--	--
<i>Ecology</i>			
--	--	--	--
<i>Noise</i>			
--	--	--	--
<i>Landscape and Visual</i>			
--	--	--	--
<i>Air Quality</i>			
Used cement should be covered.	04 Sep 2025	✓	Item was rectified on 10 Sep 2025
<i>Waste / Chemical Management</i>			
General refuse should be removed.	04 Sep 2025	✓	Item was rectified on 10 Sep 2025
<i>Impact on Cultural Heritage</i>			
--	--	--	--
<i>Permits / Licenses</i>			
--	--	--	--

- ✓ Observation/reminder was made during site audit but improved/rectified by the contractor in the next site audit
- ✘ Observation/reminder was made during site audit but not yet improved/rectified by the contractor in the next site audit
- # Follow up action will be reported in next reporting month
- * Non-compliance of mitigation measure
- Non-compliance but improved by the contractor

**Contract No. ED/2018/04
Trunk Road T2 and Infrastructure Works for Developments at the Former South Apron
Quarterly EM&A Report**

Appendix F - Site Audit Summary

October 2025

Items	Date	Status*	Follow up Action
<i>Water Quality</i>			
--	--	--	--
<i>Ecology</i>			
--	--	--	--
<i>Noise</i>			
--	--	--	--
<i>Landscape and Visual</i>			
--	--	--	--
<i>Air Quality</i>			
--	--	--	--
<i>Waste / Chemical Management</i>			
Open stockpile should be well covered by impervious sheets to reduce dust emission.	02 Oct 2025	✓	Item was rectified on 09 Oct 2025
<i>Impact on Cultural Heritage</i>			
--	--	--	--
<i>Permits / Licenses</i>			
--	--	--	--

- ✓ Observation/reminder was made during site audit but improved/rectified by the contractor in the next site audit
- ✘ Observation/reminder was made during site audit but not yet improved/rectified by the contractor in the next site audit
- # Follow up action will be reported in next reporting month
- * Non-compliance of mitigation measure
- Non-compliance but improved by the contractor

Environmental Team for Trunk Road T2 – Traffic Control and Surveillance System (TCSS) and Associated Work

Appendix F - Site Audit Summary

August 2025

Items	Date	Status*	Follow up Action
<i>Water Quality</i>			
--	--	--	--
<i>Ecology</i>			
--	--	--	--
<i>Noise</i>			
--	--	--	--
<i>Landscape and Visual</i>			
--	--	--	--
<i>Air Quality</i>			
--	--	--	--
<i>Waste / Chemical Management</i>			
--	--	--	--
<i>Impact on Cultural Heritage</i>			
--	--	--	--
<i>Permits / Licenses</i>			
--	--	--	--

- ✓ Observation/reminder was made during site audit but improved/rectified by the contractor in the next site audit
- ✘ Observation/reminder was made during site audit but not yet improved/rectified by the contractor in the next site audit
- # Follow up action will be reported in next reporting month
- * Non-compliance of mitigation measure
- Non-compliance but improved by the contractor

Environmental Team for Trunk Road T2 – Traffic Control and Surveillance System (TCSS) and Associated Work

Appendix F - Site Audit Summary

September 2025

Items	Date	Status*	Follow up Action
<i>Water Quality</i>			
--	--	--	--
<i>Ecology</i>			
--	--	--	--
<i>Noise</i>			
--	--	--	--
<i>Landscape and Visual</i>			
--	--	--	--
<i>Air Quality</i>			
--	--	--	--
<i>Waste / Chemical Management</i>			
--	--	--	--
<i>Impact on Cultural Heritage</i>			
--	--	--	--
<i>Permits / Licenses</i>			
--	--	--	--

- ✓ Observation/reminder was made during site audit but improved/rectified by the contractor in the next site audit
- ✘ Observation/reminder was made during site audit but not yet improved/rectified by the contractor in the next site audit
- # Follow up action will be reported in next reporting month
- * Non-compliance of mitigation measure
- Non-compliance but improved by the contractor

Environmental Team for Trunk Road T2 – Traffic Control and Surveillance System (TCSS) and Associated Work

Appendix F - Site Audit Summary

October 2025

Items	Date	Status*	Follow up Action
<i>Water Quality</i>			
--	--	--	--
<i>Ecology</i>			
--	--	--	--
<i>Noise</i>			
--	--	--	--
<i>Landscape and Visual</i>			
--	--	--	--
<i>Air Quality</i>			
--	--	--	--
<i>Waste / Chemical Management</i>			
--	--	--	--
<i>Impact on Cultural Heritage</i>			
--	--	--	--
<i>Permits / Licenses</i>			
--	--	--	--

- ✓ Observation/reminder was made during site audit but improved/rectified by the contractor in the next site audit
- ✘ Observation/reminder was made during site audit but not yet improved/rectified by the contractor in the next site audit
- # Follow up action will be reported in next reporting month
- * Non-compliance of mitigation measure
- Non-compliance but improved by the contractor

Appendix F - Site Audit Summary

August 2025

Items	Date	Status*	Follow up Action
Water Quality			
--	--	--	--
Ecology			
--	--	--	--
Noise			
--	--	--	--
Landscape and Visual			
--	--	--	--
Air Quality			
--	--	--	--
Waste / Chemical Management			
The Contractor is reminded to remove the accumulated general refuse (i.e. water bottles) on the slope.	20 Aug 2025	✓	Item was rectified on 27 Aug 2025
Impact on Cultural Heritage			
--	--	--	--
Permits / Licenses			
--	--	--	--

- ✓ Observation/reminder was made during site audit but improved/rectified by the contractor in the next site audit
- ✗ Observation/reminder was made during site audit but not yet improved/rectified by the contractor in the next site audit
- # Follow up action will be reported in next reporting month
- * Non-compliance of mitigation measure
- Non-compliance but improved by the contractor

Appendix F - Site Audit Summary

September 2025

Items	Date	Status*	Follow up Action
Water Quality			
--	--	--	--
Ecology			
--	--	--	--
Noise			
--	--	--	--
Landscape and Visual			
--	--	--	--
Air Quality			
Open stockpile should be well covered by impervious sheets to reduce dust emission.	30 Sep 2025	✓	Item was rectified on 08 Oct 2025
Waste / Chemical Management			
--	--	--	--
Impact on Cultural Heritage			
--	--	--	--
Permits / Licenses			
--	--	--	--

- ✓ Observation/reminder was made during site audit but improved/rectified by the contractor in the next site audit
- ✗ Observation/reminder was made during site audit but not yet improved/rectified by the contractor in the next site audit
- # Follow up action will be reported in next reporting month
- * Non-compliance of mitigation measure
- Non-compliance but improved by the contractor

Appendix F - Site Audit Summary

October 2025

Items	Date	Status*	Follow up Action
Water Quality			
--	--	--	--
Ecology			
--	--	--	--
Noise			
--	--	--	--
Landscape and Visual			
--	--	--	--
Air Quality			
--	--	--	--
Waste / Chemical Management			
General refuse (i.e. water bottles) was found inside drainage channel.	22 Oct 2025	✓	Item was rectified on 30 Oct 2025
Impact on Cultural Heritage			
--	--	--	--
Permits / Licenses			
--	--	--	--

- ✓ Observation/reminder was made during site audit but improved/rectified by the contractor in the next site audit
- ✗ Observation/reminder was made during site audit but not yet improved/rectified by the contractor in the next site audit
- # Follow up action will be reported in next reporting month
- * Non-compliance of mitigation measure
- Non-compliance but improved by the contractor

**APPENDIX G
ENVIRONMENTAL MITIGATION
IMPLEMENTATION SCHEDULE (EMIS)**

App G - ENVIRONMENTAL MITIGATION IMPLEMENTATION SCHEDULE (EMIS)

Table I - Recommended Mitigation Measures stipulated in EM&A Manual for the Project

EIA Ref. / EP Submission	Recommended Mitigation Measures	Objectives of the recommended Measures & Main Concerns to address	Who to implement the measures?	Location of the measures	When to Implement the measures?	What requirements or standards for the measures to achieve?
Air Quality						
S3.8.1	Watering eight times a day on active works areas, exposed areas and paved haul roads	To minimize the dust impact	Contractor	All Active Work Sites	Construction phase	APCO
S3.8.1	Enclosing the unloading process at barging point by a 3-sided screen with top tipping hall / mixing area in Work Area A, provision of water spraying and flexible dust curtains	To minimize the dust impact	Contractor	Barging Points	Construction phase	APCO
S3.8.7	<p>Every stock of more than 20 bags of cement or dry pulverised fuel ash (PFA) should be covered entirely by impervious sheeting or placed in an area sheltered on the top and the 3 sides.</p> <ul style="list-style-type: none"> • Use of frequent watering for particularly dusty construction areas and areas close to ASRs.. • Side enclosure and covering of any aggregate or dusty material storage piles to reduce emissions. Where this is not practicable owing to frequent usage, watering shall be applied to aggregate fines. • Open stockpiles shall be avoided or covered. Where possible, prevent placing dusty material storage piles near ASRs. • Tarpaulin covering of all dusty vehicle loads transported to, from and between site locations. • Establishment and use of vehicle wheel and body washing facilities at the exit points of the site. • Provision of wind shield and dust extraction units or similar dust mitigation measures at the loading area of barging point, and use of water sprinklers at the loading area where dust generation is likely during the loading process of loose material, particularly in dry seasons/ periods. • Provision of not less than 2.4m high hoarding from ground level along site boundary where adjoins a road, streets or other accessible to the public except for a site entrance or exit. • Imposition of speed controls for vehicles on site haul roads. • Where possible, routing of vehicles and positioning of construction plant should be at the maximum possible distance from ASRs • Every stock of more than 20 bags of cement or dry pulverised fuel ash (PFA) should be covered entirely by impervious sheeting or placed in an area sheltered on the top and the 3 sides. • Instigation of an environmental monitoring and auditing program to monitor the construction process in order to enforce controls and modify method of work if dusty conditions arise. 	To minimize the dust impact	Contractor	All Construction Work Sites	Construction phase	APCO and Air Pollution Control (Construction Dust) Regulation
/	<p>Emission from Vehicles and Plants</p> <ul style="list-style-type: none"> • All vehicles shall be shut down in intermittent use. • Only well-maintained plant should be operated on-site and plant should be serviced regularly to avoid emission of black smoke. • All diesel fuelled construction plant within the works areas shall be powered by ultra low sulphur diesel fuel (ULSD) 	Reduce air pollution emission from construction vehicles and plants	Contractor	All construction sites	Construction stage	APCO

EIA Ref. / EP Submission	Recommended Mitigation Measures	Objectives of the recommended Measures & Main Concerns to address	Who to implement the measures?	Location of the measures	When to Implement the measures?	What requirements or standards for the measures to achieve?
	Valid No-road Mobile Machinery (NRMM) labels should be provided to regulated machines	Reduce air pollution emission from construction vehicles and plants	--			APCO
Noise Mitigation Plan	Use of Temporary Noise Barriers (i.e Acoustic box, SilentUp and etc.) or Full Enclosure for PME according to the approved Noise Mitigation Plan	To minimize construction noise impact arising from the Project at the affected NSRs	Contractor	Work Sites	Construction phase	EIAO-TM, NCO
S4.9	<p>Good Site Practice</p> <ul style="list-style-type: none"> Only well-maintained plant should be operated on-site and plant should be serviced regularly during the construction program Silencers or mufflers on construction equipment should be utilized and should be properly maintained during the construction program. Mobile plant, if any, should be sited as far away from NSRs as possible. Machines and plant (such as trucks) that may be in intermittent use should be shut down between works periods or should be throttled down to a minimum. Plant known to emit noise strongly in one direction should, wherever possible, be orientated so that the noise is directed away from the nearby NSRs. Material stockpiles and other structures should be effectively utilized, wherever practicable, in screening noise from on-site construction activities. 	To minimize construction noise impact arising from the Project at the affected NSRs	Project Proponent	Work sites	Construction Period	EIAO-TM, NCO
S4.9	Scheduling of Construction Works during School Examination Period	To minimize construction noise impact arising from the Project at the affected NSRs	Contractor	Work site near school	Construction phase	EIAO-TM, NCO
Water Quality Impact (Construction Phase)						
S5.6.24	The dry density of filling material for the TKO-LT Tunnel reclamation should be 1,900kg/m ³ , with fine content of 25% or less	Control potential impacts from filling activities	CEDD's Contractors	Work site	Construction Phase	EIAO-TM, WPCO
S5.8.1	Non-dredged method by constructing steel cellular caisson structure with stone column shall be adopted for construction of seawall foundation. During the stone column installation (also including the installation of steel cellular caisson), silt curtain shall be employed around the active stone column installation points.	Control potential impacts from filling activities	CEDD's Contractors	Work site	Construction Phase	EIAO-TM, WPCO
S5.8.2	Formation of seawall enclosing the reclamation for Road P2 (notwithstanding an opening of about 50m for marine access) shall be completed prior to the filling activities. The seawall opening of about 50m wide for marine access shall be selected at a location as indicatively shown in Appendix 5.10. No more than 3 filling barge trips per day shall be made with a maximum daily rate of 3,000m ³ (i.e. 1,000 m ³ per trip) for the filling operation at the reclamation area for Road P2. All filling works shall be carried out behind the seawall with the use of single silt curtain at the marine access.	Control potential impacts from filling activities	CEDD's Contractors	Work site	Construction Phase	EIAO-TM, WPCO
Silt Curtain Deployment Plan	<ul style="list-style-type: none"> Silt curtains should be deployed properly to surround the works area. Maintenance of silt curtain should be provided. Sufficient stock of silt curtain should be provided on site. 	Control potential impacts from marine works	Contractor	NE/2015/01	Construction stage	EIAO

EIA Ref. / EP Submission	Recommended Mitigation Measures	Objectives of the recommended Measures & Main Concerns to address	Who to implement the measures?	Location of the measures	When to Implement the measures?	What requirements or standards for the measures to achieve?
S5.8.3	<p>Other good site practices should be undertaken during filling operations include:</p> <ul style="list-style-type: none"> • all marine works should adopt the environmental friendly construction methods as far as practically possible including the use of cofferdams to cover the construction area to separate the construction works from the sea; • floating single silt curtain shall be employed for all marine works; • all vessels should be sized so that adequate clearance is maintained between vessels and the seabed in all tide conditions, to ensure that undue turbidity is not generated by turbulence from vessel movement or propeller wash; • all hopper barges should be fitted with tight fitting seals to their bottom openings to prevent leakage of material; • excess material shall be cleaned from the decks and exposed fittings of barges before the vessel is moved; • adequate freeboard shall be maintained on barges to reduce the likelihood of decks being washed by wave action; • loading of barges and hoppers should be controlled to prevent splashing of filling material into the surrounding water. Barges or hoppers should not be filled to a level that will cause the overflow of materials or polluted water during loading or transportation; • any pipe leakages shall be repaired quickly. Plant should not be operated with leaking pipes; • construction activities should not cause foam, oil, grease, scum, litter or other objectionable matter to be present on the water within the site or dumping grounds; and • before commencement of the reclamation works, the holder of Environmental Permit has to submit plans showing the phased construction of the reclamation, design and operation of the silt curtain. 	Control potential impacts from filling activities and marine-based construction	CEDD's Contractors	Work site	Construction Phase	EIAO-TM, WPCO, Waste Disposal Ordinance (WDO)
S5.8.4	Site specific mitigation plan for reclamation areas using public fill materials should be submitted for EPD agreement before commencement of construction phase with due consideration of good site practices.	Control potential impacts from filling activities and marine based construction	CEDD's Contractors	Work site	Construction Phase	ProPECC PN 1/94, EIAOTM, WPCO
ERR S5.6.1	<p>To minimize water quality impact arising from the dredging and filling works for Reclamation for Road P2, the following mitigation measures shall be implemented:</p> <ul style="list-style-type: none"> - Before carrying out any dredging and underwater filling works, a temporary barrier shall first be constructed to a height above the high water mark to completely enclose the works site (without any opening at the barrier wall) - The temporary barrier fully enclosing the dredging and underwater filling works site shall not be removed before completion of all dredging and underwater filling works. - Water quality sampling and testing shall be carried out to demonstrate that the water quality inside the enclosed barrier is comparable to the ambient or baseline levels prior to the removal of the fully enclosed barrier. - Silt curtains shall be deployed for the installation and removal of the temporary barrier and at the double water gates marine access opening during its operation. 	Control potential impacts from dredging and filling works for Reclamation for Road P2	CEDD's Contractors	Work site	Construction Phase	ProPECC PN 1/94, EIAOTM, WPCO

EIA Ref. / EP Submission	Recommended Mitigation Measures	Objectives of the recommended Measures & Main Concerns to address	Who to implement the measures?	Location of the measures	When to Implement the measures?	What requirements or standards for the measures to achieve?
S5.8.5	It is important that appropriate measures are implemented to control runoff and drainage and prevent high loading of SS from entering the marine environment. Proper site management is essential to minimise surface water runoff, soil erosion and sewage effluents.	Control potential impacts from construction site runoff and land-based construction	CEDD's Contractors	Work site	Construction Phase	ProPECC PN 1/94, EIAOTM, WPCO
S5.8.6	Any practical options for the diversion and realignment of drainage should comply with both engineering and environmental requirements in order to ensure adequate hydraulic capacity of all drains.	Control potential impacts from construction site runoff and land-based construction	CEDD's Contractors	Work site	Design Stage and Construction Phase	ProPECC PN 1/94, EIAOTM, WPCO, TM-DSS

EIA Ref. / EP Submission	Recommended Mitigation Measures	Objectives of the recommended Measures & Main Concerns to address	Who to implement the measures?	Location of the measures	When to Implement the measures?	What requirements or standards for the measures to achieve?
S5.8.7	Construction site runoff and drainage should be prevented or minimised in accordance with the guidelines stipulated in the EPD's Practice Note for Professional Persons, Construction Site Drainage (ProPECC PN 1/94). Good housekeeping and stormwater best management practices, as detailed in below, should be implemented to ensure that all construction runoff complies with WPCO standards and no unacceptable impact on the WSRs arises due to construction of the TKO-LT Tunnel. All discharges from the construction site should be controlled to comply with the standards for effluents discharged into the corresponding WCZ under the TM-DSS.	Control potential impacts from construction site runoff and land-based construction	CEDD's Contractors	Work site	Construction Phase	ProPECC PN 1/94, EIAOTM, WPCO, TM-DSS
S5.8.8	Exposed soil areas should be minimised to reduce the potential for increased siltation, contamination of runoff, and erosion. Construction runoff related impacts associated with the above ground construction activities can be readily controlled through the use of appropriate mitigation measures which include:	Control potential impacts from construction site runoff and land-based construction	CEDD's Contractors	Work site	Construction Phase	ProPECC PN 1/94, EIAOTM, WPCO
S5.8.8	<ul style="list-style-type: none"> • use of sediment traps; and 					
S5.8.8	<ul style="list-style-type: none"> • adequate maintenance of drainage systems to prevent flooding and overflow. 					
S5.8.9	Construction site should be provided with adequately designed perimeter channel and pretreatment facilities and proper maintenance. The boundaries of critical areas of earthworks should be marked and surrounded by dykes or embankments for flood protection. Temporary ditches should be provided to facilitate runoff discharge into the appropriate watercourses, via a silt retention pond. Permanent drainage channels should incorporate sediment basins or traps and baffles to enhance deposition rates. The design of efficient silt removal facilities should be based on the guidelines in Appendix A1 of ProPECC PN 1/94.	Control potential impacts from construction site runoff and land-based construction	CEDD's Contractors	Work site	Construction Phase	ProPECC PN 1/94, EIAOTM, WPCO
S5.8.10	Ideally, construction works should be programmed to minimise surface excavation works during the rainy season (April to September). All exposed earth areas should be completed as soon as possible after earthworks have been completed, or alternatively, within 14 days of the cessation of earthworks where practicable. If excavation of soil cannot be avoided during the rainy season, or at any time of year when rainstorms are likely, exposed slope surfaces should be covered by tarpaulin or other means.	Control potential impacts from construction site runoff and land-based construction	CEDD's Contractors	Work site	Construction Phase	ProPECC PN 1/94, EIAOTM, WPCO
S5.8.11	Sedimentation tanks of sufficient capacity, constructed from pre-formed individual cells of approximately 6 to 8m ³ capacity, are recommended as a general mitigation measure which can be used for settling surface runoff prior to disposal. The system capacity is flexible and able to handle multiple inputs from a variety of sources and particularly suited to applications where the influent is pumped.	Control potential impacts from construction site runoff and land-based construction	CEDD's Contractors	Work site	Construction Phase	ProPECC PN 1/94, EIAOTM, WPCO
S5.8.12	Earthworks final surfaces should be well compacted and the subsequent permanent work or surface protection should be carried out immediately after the final surfaces are formed to prevent erosion caused by rainstorms. Appropriate drainage like intercepting channels should be provided where necessary.	Control potential impacts from construction site runoff and land-based construction	CEDD's Contractors	Work site	Construction Phase	ProPECC PN 1/94, EIAOTM, WPCO
S5.8.13	Measures should be taken to minimize the ingress of rainwater into trenches. If excavation of trenches in wet seasons is necessary, they should be dug and backfilled in short sections. Rainwater pumped out from trenches or foundation excavations should be discharged into storm drains via silt removal facilities.	Control potential impacts from construction site runoff and land-based construction	CEDD's Contractors	Work site	Construction Phase	ProPECC PN 1/94, EIAOTM, WPCO
S5.8.14	Open stockpiles of construction materials (for examples, aggregates, sand and fill material) of more than 50m ³ should be covered with tarpaulin or similar fabric during rainstorms. Measures should be taken to prevent the washing away of construction materials, soil, silt or debris into any drainage system.	Control potential impacts from construction site runoff and land-based construction	CEDD's Contractors	Work site	Construction Phase	ProPECC PN 1/94, EIAOTM, WPCO

EIA Ref. / EP Submission	Recommended Mitigation Measures	Objectives of the recommended Measures & Main Concerns to address	Who to implement the measures?	Location of the measures	When to Implement the measures?	What requirements or standards for the measures to achieve?
S5.8.15	Manholes (including newly constructed ones) should always be adequately covered and temporarily sealed so as to prevent silt, construction materials or debris being washed into the drainage system and storm runoff being directed into foul sewers. Discharge of surface run-off into foul sewers must always be prevented in order not to unduly overload the foul sewerage system.	Control potential impacts from construction site runoff and land-based construction	CEDD's Contractors	Work site	Construction Phase	ProPECC PN 1/94, EIAOTM, WPCO
S5.8.16	Precautions to be taken at any time of year when rainstorms are likely, actions to be taken when a rainstorm is imminent or forecast, and actions to be taken during or after rainstorms are summarised in Appendix A2 of ProPECC PN 1/94. Particular attention should be paid to the control of silty surface runoff during storm events, especially for areas located near steep slopes.	Control potential impacts from construction site runoff and land-based construction	CEDD's Contractors	Work site	Construction Phase	ProPECC PN 1/94, EIAOTM, WPCO

EIA Ref. / EP Submission	Recommended Mitigation Measures	Objectives of the recommended Measures & Main Concerns to address	Who to implement the measures?	Location of the measures	When to Implement the measures?	What requirements or standards for the measures to achieve?
S5.8.17	Oil interceptors should be provided in the drainage system and regularly cleaned to prevent the release of oils and grease into the storm water drainage system after accidental spillages. The interceptor should have a bypass to prevent flushing during periods of heavy rain.	Control potential impacts from construction site runoff and land-based construction	CEDD's Contractors	Work site	Construction Phase	ProPECC PN 1/94, EIAOTM, WPCO
S5.8.18	All vehicles and plant should be cleaned before leaving a construction site to ensure no earth, mud, debris and the like is deposited by them on roads. An adequately designed and located wheel washing bay should be provided at every site exit, and washwater should have sand and silt settled out and removed at least on a weekly basis to ensure the continued efficiency of the process. The section of access road leading to, and exiting from, the wheelwash bay to the public road should be paved with sufficient backfall toward the wheel-wash bay to prevent vehicle tracking of soil and silty water to public roads and drains.	Control potential impacts from construction site runoff and land-based construction	CEDD's Contractors	Work site	Construction Phase	ProPECC PN 1/94, EIAOTM, WPCO
S5.8.19	Silt removal facilities, channels and manholes should be maintained and the deposited silt and grit should be removed regularly, at the onset of and after each rainstorm to ensure that these facilities are functioning properly at all times.	Control potential impacts from construction site runoff and land-based construction	CEDD's Contractors	Work site	Construction Phase	ProPECC PN 1/94, EIAOTM, WPCO
S5.8.20	It is recommended that on-site drainage system should be installed prior to the commencement of other construction activities. Sediment traps should be installed in order to minimise the sediment loading of the effluent prior to discharge into foul sewers. There shall be no direct discharge of effluent from the site into the sea.	Control potential impacts from construction site runoff and land-based construction	CEDD's Contractors	Work site	Construction Phase	ProPECC PN 1/94, EIAOTM, WPCO
S5.8.21	All temporary and permanent drainage pipes and culverts provided to facilitate runoff discharge should be adequately designed for the controlled release of storm flows. All sediment control measures should be regularly inspected and maintained to ensure proper and efficient operation at all times and particularly following rain storms. The temporarily diverted drainage should be reinstated to its original condition when the construction work has finished or the temporary diversion is no longer required.	Control potential impacts from construction site runoff and land-based construction	CEDD's Contractors	Work site	Construction Phase	ProPECC PN 1/94, EIAOTM, WPCO
S5.8.22	All fuel tanks and storage areas should be provided with locks and be located on sealed areas, within bunds of a capacity equal to 110% of the storage capacity of the largest tank, to prevent spilled fuel oils from reaching the coastal waters.	Control potential impacts from construction site runoff and land-based construction	CEDD's Contractors	Work site	Construction Phase	ProPECC PN 1/94, EIAOTM, WPCO
S5.8.23	Minimum distances of 100m shall be maintained between the existing or planned stormwater discharges and the existing or planned seawater intakes during construction and operational phases	Control potential impacts from construction site runoff and land-based construction	CEDD's Contractors	Work site	Construction Phase	EIAO-TM, WPCO, TMDSS
S5.8.24	Under normal circumstances, groundwater pumped out of wells, etc. for the lowering of ground water level in basement or foundation construction, and groundwater seepage pumped out of tunnels or caverns under construction should be discharged into storm drains after the removal of silt in silt removal facilities.	Control potential impacts from construction site runoff and land-based construction	CEDD's Contractors	Work site	Construction Phase	ProPECC PN 1/94, EIAOTM, WPCO
S5.8.25 - S5.8.27 & Table 5.18	Grouting would be adopted as measure to reduce the groundwater inflow into the tunnel. During the tunnel excavation, the inflow rate of groundwater into the tunnel will be measured during the excavation. The groundwater levels above the tunnel will also be monitored by piezometers. If the inflow rate exceeds the pre-determined groundwater control criteria or the groundwater drawdown exceeds the required limit, pre-excavation grouting will be required to reduce the groundwater inflow. No significant change of groundwater levels would therefore be expected. Any chemicals/ foaming agents which would be entrained to the groundwater should be biodegradable and non-toxic throughout the tunnel construction. Potential groundwater quality impact would be minimal as the used material is non-toxic and biodegradable. No adverse groundwater quality would therefore be expected. Prescriptive measures in the form of an Action Plan with pre-emptive and re-active to preserve the groundwater levels at all times during the tunnel construction are set out in Table 5.18.	Control potential impacts from construction site runoff and land-based construction	CEDD's Contractors	Work site	Construction Phase	ProPECC PN 1/94, EIAOTM, WPCO, Buildings Ordinance
S5.8.28	Water used in ground boring and drilling for site investigation or rock / soil anchoring should as far as practicable be recirculated after sedimentation. When there is a need for final disposal, the wastewater should be discharged into storm drains via silt removal facilities.	Control potential impacts from construction site runoff and land-based construction	CEDD's Contractors	Work site	Design Stage and Construction Phas	ProPECC PN 1/94, EIAOTM, WPCO

EIA Ref. / EP Submission	Recommended Mitigation Measures	Objectives of the recommended Measures & Main Concerns to address	Who to implement the measures?	Location of the measures	When to Implement the measures?	What requirements or standards for the measures to achieve?
S5.8.29 - S5.8.31	Wastewater generated from the washing down of mixing trucks and drum mixers and similar equipment should whenever practicable be recycled. The discharge of wastewater should be kept to a minimum. To prevent pollution from wastewater overflow, the pump sump of any water recycling system should be provided with an online standby pump of adequate capacity and with automatic alternating devices. Under normal circumstances, surplus wastewater may be discharged into foul sewers after treatment in silt removal and pH adjustment facilities (to within the pH range of 6 to 10). Disposal of wastewater into storm drains will require more elaborate treatment.	Control potential impacts from construction site runoff and land-based construction	CEDD's Contractors	Work site	Construction Phase	ProPECC PN 1/94, EIAOTM, WPCO
S5.8.32	All vehicles and plant should be cleaned before they leave a construction site to ensure no earth, mud, debris and the like is deposited by them on roads. A wheel washing bay should be provided at every site exit if practicable and wash-water should have sand and silt settled out or removed before discharging into storm drains. The section of construction road between the wheel washing bay and the public road should be paved with backfall to reduce vehicle tracking of soil and to prevent site run-off from entering public road drains.	Control potential impacts from construction site runoff and land-based construction	CEDD's Contractors	Work site	Construction Phase	ProPECC PN 1/94, EIAOTM, WPCO
S5.8.33	Bentonite slurries used in diaphragm wall and borepile construction should be reconditioned and reused wherever practicable. If the disposal of a certain residual quantity cannot be avoided, the used slurry may be disposed of at the marine spoil grounds subject to obtaining a marine dumping licence from EPD on a case-by-case basis.	Control potential impacts from construction site runoff and land-based construction	CEDD's Contractors	Work site	Construction Phase	ProPECC PN 1/94, EIAOTM, WPCO
S5.8.34	If the used bentonite slurry is intended to be disposed of through the public drainage system, it should be treated to the respective effluent standards applicable to foul sewer, storm drains or the receiving waters as set out in the WPCO Technical Memorandum on Effluent Standards.	Control potential impacts from construction site runoff and land-based construction	CEDD's Contractors	Work site	Construction Phase	ProPECC PN 1/94, EIAOTM, WPCO
S5.8.35	Water used in water testing to check leakage of structures and pipes should be reused for other purposes as far as practicable. Surplus unpolluted water could be discharged into storm drains.	Control potential impacts from construction site runoff and land-based construction	CEDD's Contractors	Work site	Construction Phase	ProPECC PN 1/94, EIAOTM, WPCO
S5.8.36	Sterilization is commonly accomplished by chlorination. Specific advice from EPD should be sought during the design stage of the works with regard to the disposal of the sterilizing water. The sterilizing water should be reused wherever practicable.	Control potential impacts from construction site runoff and land-based construction	CEDD's Contractors	Work site	Design Stage and Construction Phase	ProPECC PN 1/94, EIAOTM, WPCO
S5.8.37	Before commencing any demolition works, all sewer and drainage connections should be sealed to prevent building debris, soil, sand etc. from entering public sewers/drains.	Control potential impacts from construction site runoff and land-based construction	CEDD's Contractors	Work site	Construction Phase	ProPECC PN 1/94, EIAOTM, WPCO
S5.8.38	Wastewater generated from building construction activities including concreting, plastering, internal decoration, cleaning of works and similar activities should not be discharged into the stormwater drainage system. If the wastewater is to be discharged into foul sewers, it should undergo the removal of settleable solids in a silt removal facility, and pH adjustment as necessary	Control potential impacts from construction site runoff and land-based construction	CEDD's Contractors	Work site	Construction Phase	ProPECC PN 1/94, EIAOTM, WPCO
S5.8.39	Acidic wastewater generated from acid cleaning, etching, pickling and similar activities should be neutralized to within the pH range of 6 to 10 before discharging into foul sewers. If there is no public foul sewer in the vicinity, the neutralized wastewater should be tinkered off site for disposal into foul sewers or treated to a standard acceptable to storm drains and the receiving waters	Control potential impacts from construction site runoff and land-based construction	CEDD's Contractors	Work site	Construction Phase	ProPECC PN 1/94, EIAOTM, WPCO

EIA Ref. / EP Submission	Recommended Mitigation Measures	Objectives of the recommended Measures & Main Concerns to address	Who to implement the measures?	Location of the measures	When to Implement the measures?	What requirements or standards for the measures to achieve?
S5.8.40	Wastewater collected from canteen kitchens, including that from basins, sinks and floor drains, should be discharged into foul sewer via grease traps capable of providing at least 20 minutes retention during peak flow.	Control potential impacts from construction site runoff and land-based construction	CEDD's Contractors	Work site	Construction Phase	ProPECC PN 1/94, EIAOTM, WPCO
S5.8.41	Drainage serving an open oil filling point should be connected to storm drains via a petrol interceptor with peak storm bypass.	Control potential impacts from construction site runoff and land-based construction	CEDD's Contractors	Work site	Construction Phase	ProPECC PN 1/94, EIAOTM, WPCO
S5.8.42	Vehicle and plant servicing areas, vehicle wash bays and lubrication bays should as far as possible be located within roofed areas. The drainage in these covered areas should be connected to foul sewers via a petrol interceptor. Oil leakage or spillage should be contained and cleaned up immediately. Waste oil should be collected and stored for recycling or disposal in accordance with the Waste Disposal Ordinance.	Control potential impacts from construction site runoff and land-based construction	CEDD's Contractors	Work site	Construction Phase	ProPECC PN 1/94, EIAOTM, WPCO
S5.8.43	Construction work force sewage discharges on site are expected to be connected to the existing trunk sewer or sewage treatment facilities. The construction sewage may need to be handled by portable chemical toilets prior to the commission of the on-site sewer system. Appropriate numbers of portable toilets shall be provided by a licensed contractor to serve the large number of construction workers over the construction site. The Contractor shall also be responsible for waste disposal and maintenance practices.	Control potential impacts from construction site runoff and land-based construction	CEDD's Contractors	Work site	Construction Phase	ProPECC PN 1/94, EIAOTM, WPCO
S5.8.44	Contractor must register as a chemical waste producer if chemical wastes would be produced from the construction activities. The Waste Disposal Ordinance (Cap 354) and its subsidiary regulations in particular the Waste Disposal (Chemical Waste) (General) Regulation should be observed and complied with for control of chemical wastes.	Control potential impacts from accidental spillage of chemicals	CEDD's Contractors	Work site	Construction Phase	EIAO-TM, WPCO, WDO
S5.8.45	Any service shop and maintenance facilities should be located on hard standings within a bunded area, and sumps and oil interceptors should be provided. Maintenance of vehicles and equipment involving activities with potential for leakage and spillage should only be undertaken within the areas appropriately equipped to control these discharges.	Control potential impacts from accidental spillage of chemicals	CEDD's Contractors	Work site	Construction Phase	EIAO-TM, WPCO
S5.8.46	Disposal of chemical wastes should be carried out in compliance with the Waste Disposal Ordinance. The "Code of Practice on the Packaging, Labelling and Storage of Chemical Wastes" published under the Waste Disposal Ordinance details the requirements to deal with chemical wastes. General requirements are given as follows: <ul style="list-style-type: none"> suitable containers should be used to hold the chemical wastes to avoid leakage or spillage during storage, handling and transport; chemical waste containers should be suitably labelled, to notify and warn the personnel who are handling the wastes, to avoid accidents; and storage area should be selected at a safe location on site and adequate space should be allocated to the storage area. 	Control potential impacts from accidental spillage of chemicals	CEDD's Contractors	Work site	Construction Phase	EIAO-TM, WPCO, WDO
S5.8.47	Collection and removal of floating refuse should be performed at regular intervals on a daily basis. The contractor should be responsible for keeping the water within the site boundary and the neighbouring water free from rubbish.	Control potential impacts from floating refuse and debris	CEDD's Contractors	Work site	Construction Phase	EIAO-TM, WPCO,
Ecological Impact						
	Measures to Minimize Disturbance <ul style="list-style-type: none"> Use of Quiet Mechanical Plant during the construction phase should be adopted wherever possible. 					

EIA Ref. / EP Submission	Recommended Mitigation Measures	Objectives of the recommended Measures & Main Concerns to address	Who to implement the measures?	Location of the measures	When to Implement the measures?	What requirements or standards for the measures to achieve?
S6.8.4	<ul style="list-style-type: none"> • Hoarding or fencing should be erected around the works area boundaries during the construction phase. The hoarding would screen adjacent habitats from construction phase activities, reduce noise disturbance to these habitats and also to restrict access to habitats adjacent to works areas by site workers; • Regular spraying of haul roads to minimize impacts of dust deposition on adjacent vegetation and habitats during the construction activities 	Minimize noise, human and traffic disturbance to terrestrial habitat and wildlife; and reduce dust generation	Design Team / Contractor	Land-based works are	Construction Phase	N/A

EIA Ref. / EP Submission	Recommended Mitigation Measures	Objectives of the recommended Measures & Main Concerns to address	Who to implement the measures?	Location of the measures	When to Implement the measures?	What requirements or standards for the measures to achieve?
S6.8.5	<p>Standard Good Site Practice</p> <ul style="list-style-type: none"> Placement of equipment or stockpile in designated works areas and access routes selected on existing disturbed land to minimise disturbance to natural habitats. Construction activities should be restricted to works areas that should be clearly demarcated. The works areas should be reinstated after completion of the works. Waste skips should be provided to collect general refuse and construction wastes. The wastes should be properly disposed off-site in a timely manner. General drainage arrangements should include sediment and oil traps to collect and control construction site run-off. Open burning on works sites is illegal, and should be strictly prohibited. Measures should also be put into place so that litter, fuel and solvents do not enter the nearby watercourses. 	Reduce disturbance to surrounding habitats	Contractor	Land-based works are	Construction Phase	N/A
S6.8.6	<p>Measure to Minimize Groundwater Inflow</p> <ul style="list-style-type: none"> The drained tunnel construction method with groundwater inflow control measures would generally be adopted. During the tunnel excavation, pre-excavation grouting could be adopted to reduce the groundwater inflow and ensure that the tunnel would meet the long term water tightness requirements. 	Minimize groundwater inflow	Contractor	Tunnel	Construction Phase	N/A
S6.8.8	<p>Measure to Minimize Impact on Corals</p> <p><u>Coral translocation</u></p> <ul style="list-style-type: none"> It is recommended to translocate the affected coral colonies, except the locally common <i>Oulastrea crispata</i>, within the reclamation area and bridge footprint to the other suitable locations as far as practicable. The coral translocation should be conducted during the winter months (November-March) in order to avoid disturbance during their spawning period (i.e. July to October). A detailed coral translocation plan with a description on the methodology for pretranslocation coral survey, translocation methodology, identification/proposal of coral recipient site, monitoring methodology for posttranslocation should be prepared during the detailed design stage. The coral translocation plan should be subject to approval by relevant authorities (e.g. EPD and AFCDC) before commencement of the coral translocation. All the translocation exercises should be conducted by experienced marine ecologist(s) who is/are approved by AFCDC prior to commencement of coral translocation. <p><u>Post translocation Monitoring</u></p> <ul style="list-style-type: none"> A coral monitoring programme is recommended to assess any adverse and unacceptable impacts to the translocated coral communities Information gathered during each posttranslocation monitoring survey should include observations on the presence, survival, health condition and growth of the translocated coral colonies. These parameters should then be compared with the baseline results collected from the pre-translocation survey. 	Minimize loss of coral	Design team, contractor, project operator	Within reclamation areas and pier footprint	Prior construction	N/A

EIA Ref. / EP Submission	Recommended Mitigation Measures	Objectives of the recommended Measures & Main Concerns to address	Who to implement the measures?	Location of the measures	When to Implement the measures?	What requirements or standards for the measures to achieve?
S6.8.9 S6.8.10	Measure to Control Water Quality Impact <ul style="list-style-type: none"> Deployment of silt curtains around the active stone column installation points, opening of newly installed seawall and marine works area. Diverting of the site runoff to silt trap facilities before discharging into storm drain; Proper waste and dumping management; and Standard good-site practice for land-based construction. 	Control water quality impact, especially on suspended solid level; minimize the contamination of wastewater discharge, accidental chemical spillage and construction site runoff to the receiving water bodies	Design Team, contractor	Marine and landbased works area	Construction phase	WQO
S6.8.11	Compensation for Vegetation Loss <ul style="list-style-type: none"> Felling of mature trees should be compensated by planting of standard or heavy standard trees within or in vicinity of the affected area as far as practicable. Such compensatory planting for trees should be provided with at least a 1:1 ratio. In addition, vegetation at the temporarily affected area should be reinstated with species similar to the existing condition. 	Compensate for the vegetation loss	Design Team, contractor	Land-based works area	Construction phase	N/A
Fisheries Impact						
S7.7.3	Measure to Control Water Quality Impact <ul style="list-style-type: none"> Deployment of silt curtains around the active stone column installation points, opening of newly installed seawall and marine works area. 	Control water quality impact, especially on suspended solid level	Design Team / Contractor	Marine work area	Construction phase	WQO
Waste Management (Construction Phase)						
S8.6.3	Good Site Practices and Waste Reduction Measures <ul style="list-style-type: none"> Nomination of an approved person, such as a site manager, to be responsible for good site practices, arrangements for collection and effective disposal to an appropriate facility, of all wastes generated at the site; Training of site personnel in site cleanliness, proper waste management and chemical handling procedures; Provision of sufficient waste disposal points and regular collection of waste; Appropriate measures to minimize windblown litter and dust during transportation of waste by either covering trucks or by transporting wastes in enclosed containers; and Regular cleaning and maintenance programme for drainage systems, sumps and oil interceptors. 	To reduce waste management impacts	Contractor	All work sites	Construction Phase	Waste Disposal Ordinance (Cap. 354) Land (Miscellaneous Provisions) Ordinance (Cap. 28)
S8.6.4	Good Site Practices and Waste Reduction Measures (con't) <ul style="list-style-type: none"> Segregation and storage of different types of waste in different containers, skips or stockpiles to enhance reuse or recycling of materials and their proper disposal; Encourage collection of aluminium cans by providing separate labelled bins to enable this waste to be segregated from other general refuse generated by the workforce; Proper storage and site practices to minimize the potential for damage or contamination of construction materials; and Plan and stock construction materials carefully to minimize amount of waste generated and avoid unnecessary generation of waste. 	To achieve waste reduction	Contractor	All work sites	Construction Phase	Waste Disposal Ordinance (Cap. 354) Land (Miscellaneous Provisions) Ordinance (Cap. 28)
	Good Site Practices and Waste Reduction Measures (con't)					

EIA Ref. / EP Submission	Recommended Mitigation Measures	Objectives of the recommended Measures & Main Concerns to address	Who to implement the measures?	Location of the measures	When to Implement the measures?	What requirements or standards for the measures to achieve?
S8.6.5	<p>The Contractor shall prepare and implement a WMP as part of the EMP in accordance with ETWB TCW No. 19/2005 which describes the arrangements for avoidance, reuse, recovery, recycling, storage, collection, treatment and disposal of different categories of waste to be generated from the construction activities. Such a management plan should incorporate site specific factors, such as the designation of areas for segregation and temporary storage of reusable and recyclable materials. The EMP should be submitted to the Engineer for approval. The Contractor should implement the waste management practices in the EMP throughout the construction stage of the Project. The EMP should be reviewed regularly and updated by the Contractor.</p>	To achieve waste reduction	Contractor	All work sites	Construction Phase	ETWB TCW No. 19/2005

EIA Ref. / EP Submission	Recommended Mitigation Measures	Objectives of the recommended Measures & Main Concerns to address	Who to implement the measures?	Location of the measures	When to Implement the measures?	What requirements or standards for the measures to achieve?
S8.6.6	<p>Good Site Practices and Waste Reduction Measures (con't)</p> <ul style="list-style-type: none"> C&D materials would be reused in the project and other local concurrent projects as far as possible. 	To achieve waste reduction	Contractor	All work sites	Construction Phase	ETWB TCW No. 19/2005
S8.6.7	<p>Storage, Collection and Transportation of Waste</p> <p>Should any temporary storage or stockpiling of waste is required, recommendations to minimize the impacts include:</p> <ul style="list-style-type: none"> Waste, such as soil, should be handled and stored well to ensure secure containment, thus minimizing the potential of pollution; Maintain and clean storage areas routinely; Stockpiling area should be provided with covers and water spraying system to prevent materials from wind-blown or being washed away; and Different locations should be designated to stockpile each material to enhance reuse. 	To minimize potential adverse environmental impacts arising from waste storage	Contractor	All work sites	Construction Phase	ETWB TCW No. 19/2005
S8.6.8/ Waste Management Plan	<p>Storage, Collection and Transportation of Waste (con't)</p> <ul style="list-style-type: none"> Remove waste in timely manner; Waste collectors should only collect wastes prescribed by their permits; Impacts during transportation, such as dust and odour, should be mitigated by the use of covered trucks or in enclosed containers; Obtain relevant waste disposal permits from the appropriate authorities, in accordance with the Waste Disposal Ordinance (Cap. 354), Waste Disposal (Charges for Disposal of Construction Waste) Regulation (Cap. 345) and the Land (Miscellaneous Provisions) Ordinance (Cap. 28); Waste should be disposed of at licensed waste disposal facilities/ alternative disposal ground approved by RE and DEP; and Maintain records of quantities of waste generated, recycled and disposed. 	To minimize potential adverse environmental impacts arising from waste collection and disposal	Contractor	All work sites	Construction Phase	ETWB TCW No. 19/2005
S8.6.9/ Waste Management Plan	<p>Storage, Collection and Transportation of Waste (con't)</p> <ul style="list-style-type: none"> Implementation of trip ticket system with reference to DEVB TC(W) No. 6/2010, Trip Ticket System for Disposal of Construction & Demolition Materials, to monitor disposal of waste and to control fly-tipping at PFRFs or landfills. A recording system for the amount of waste generated, recycled and disposed (including disposal sites) should be proposed. 	To minimize potential adverse environmental impacts arising from waste collection and disposal	Contractor	All work sites	Construction Phase	DEVB TCW No. 6/2010
S8.6.11 - S8.6.13/ Waste Management Plan	<p>Sorting of C&D Materials</p> <ul style="list-style-type: none"> Sorting to be performed to recover the inert materials, reusable and recyclable materials before disposal off-site. Specific areas shall be provided by the Contractors for sorting and to provide temporary storage areas for the sorted materials. The C&D materials should at least be segregated into inert and non-inert materials, in which the inert portion could be reused and recycled in the reclamation as far as practicable before delivery to PFRFs. While opportunities for reusing the non-inert portion should be investigated before disposal of at designated landfills 	To minimize potential adverse environmental	Contractor	All work sites	Construction Phase	DEVB TCW No. 6/2010 ETWB TCW No. 33/2002 ETWB TCW No. 19/2005
	<p>Sediments (con't)</p> <ul style="list-style-type: none"> Requirements of the Air Pollution Control (Construction Dust) Regulation, where relevant, shall be adhered to during boring, excavation, transportation and disposal of sediments or cement stabilization of sediment. 					

EIA Ref. / EP Submission	Recommended Mitigation Measures	Objectives of the recommended Measures & Main Concerns to address	Who to implement the measures?	Location of the measures	When to Implement the measures?	What requirements or standards for the measures to achieve?
S8.6.17 – S8.6.20	<ul style="list-style-type: none"> • A treatment area should be confined for carrying out the cement stabilization mixing and temporary stockpile. The area should be designed to prevent leachate from entering the ground. Leachate, if any, should be collected and discharged according to the Water Pollution Control Ordinance (WPCO). • In order to minimise the potential odour / dust emissions during boring, excavation and transportation of the sediment, the excavated sediments should be kept wet during excavation/boring and should be properly covered when placed on barges/trucks. Loading of the excavated sediment to the barge should be controlled to avoid splashing and overflowing of the sediment slurry to the surrounding water. • In order to minimise the exposure to contaminated materials, workers should, when necessary, wear appropriate personal protective equipments (PPE) when handling contaminated sediments. Adequate washing and cleaning facilities should also be provided on site. 	To determine the best handling and treatment of sediment	Contractor	All works areas with sediments concern	Construction Phase	ETWB TCW No. 19/2005

EIA Ref. / EP Submission	Recommended Mitigation Measures	Objectives of the recommended Measures & Main Concerns to address	Who to implement the measures?	Location of the measures	When to Implement the measures?	What requirements or standards for the measures to achieve?
S8.6.24 - S8.6.28/ Waste Management Plan	<p>Sediments (con't)</p> <ul style="list-style-type: none"> The excavated sediments is expected to be loaded onto the barge and transported to the designated disposal sites allocated by the MFC. The excavated sediment would be disposed of according to its determined disposal options and ETWB TC(W) No. 34/2002. Stockpiling of contaminated sediments should be avoided as far as possible. If temporary stockpiling of contaminated sediments is necessary, the excavated sediment should be covered by tarpaulin and the area should be placed within earth bunds or sand bags to prevent leachate from entering the ground, nearby drains and surrounding water bodies. The stockpiling areas should be completely paved or covered by linings in order to avoid contamination to underlying soil or groundwater. Separate and clearly defined areas should be provided for stockpiling of contaminated and uncontaminated materials. Leachate, if any, should be collected and discharged according to the Water Pollution Control Ordinance (WPCO). In order to minimise the potential odour / dust emissions during boring and transportation of the sediment, the excavated sediments should be kept wet during excavation/boring and should be properly covered when placed on barges. Loading of the excavated sediment to the barge should be controlled to avoid splashing and overflowing of the sediment slurry to the surrounding water. The barge transporting the sediments to the designated disposal sites should be equipped with tight fitting seals to prevent leakage and should not be filled to a level that would cause overflow of materials or laden water during loading or transportation. In addition, monitoring of the barge loading shall be conducted to ensure that loss of material does not take place during transportation. Transport barges or vessels shall be equipped with automatic self-monitoring devices as specified by the DEP. In order to minimise the exposure to contaminated materials, workers should, when necessary, wear appropriate personal protective equipments (PPE) when handling contaminated sediments. Adequate washing and cleaning facilities should also be provided on site. Another possible arrangement for Type 3 disposal is by geosynthetic containment. A geosynthetic containment method is a method whereby the sediments are sealed in geosynthetic containers and, at the disposal site, the containers would be dropped into the designated contaminated mud pit where they would be covered by further mud disposal and later by the mud pit capping, thereby meeting the requirements for fully confined mud disposal. 	To ensure handling of sediments are in accordance to statutory requirements	Contractor	All works areas with sediments concern	Construction Phase	ETWB TC(W) No. 34/2002 & Dumping at Sea Ordinance
	Chemical Wastes.					

EIA Ref. / EP Submission	Recommended Mitigation Measures	Objectives of the recommended Measures & Main Concerns to address	Who to implement the measures?	Location of the measures	When to Implement the measures?	What requirements or standards for the measures to achieve?
S8.6.26/ Waste Management Plan	<ul style="list-style-type: none"> If chemical wastes are produced at the construction site, the Contractor would be required to register with the EPD as a Chemical Waste Producer and to follow the guidelines stated in the Code of Practice on the Packaging, Labelling and Storage of Chemical Wastes. Good quality containers compatible with the chemical wastes should be used, and incompatible chemicals should be stored separately. Appropriate labels should be securely attached on each chemical waste container indicating the corresponding chemical characteristics of the chemical waste, such as explosive, flammable, oxidizing, irritant, toxic, harmful, corrosive, etc. The Contractor shall use a licensed collector to transport and dispose of the chemical wastes, to either the Chemical Waste Treatment Centre at Tsing Yi, or other licensed facility, in accordance with the Waste Disposal (Chemical Waste) (General) Regulation. 	To ensure proper management of chemical waste	Contractor	All works sites	Construction Phase	<p>Code of Practice on the Packaging, Labelling and Storage of Chemical Wastes</p> <p>Waste Disposal (Chemical Waste) (General) Regulation</p>

EIA Ref. / EP Submission	Recommended Mitigation Measures	Objectives of the recommended Measures & Main Concerns to address	Who to implement the measures?	Location of the measures	When to Implement the measures?	What requirements or standards for the measures to achieve?
S8.6.27/ Waste Management Plan	General Refuse <ul style="list-style-type: none"> General refuse should be stored in enclosed bins or compaction units separate from C&D material. A reputable waste collector should be employed by the contractor to remove general refuse from the site, separately from C&D material. Preferably an enclosed and covered area should be provided to reduce the occurrence of 'wind blown' light material. 	To ensure proper management of general refuse	Contractor	All works sites	Construction Phase	Public Health and Municipal Services Ordinance (Cap. 132)
Impact on Cultural Heritage (Construction Phase)						
S9.6.4	Dust and visual impacts <ul style="list-style-type: none"> Temporarily fenced off buffer zone with allowance for public access (minimum 1 m) should be provided; The open yard in front of the temple should be kept as usual for annual Tin Hau festival; Monitoring of vibration impacts should be conducted when the construction works are less than 100m from the temple. 	To prevent dust and visual impacts	Contractors	Work areas	Construction Phase	EIAO; GCHIA; AMO
S9.6.4	Indirect vibration impact <ul style="list-style-type: none"> Vibration level is suggest to be controlled within a peak particle velocity (ppv) limit of 5mm/s measured inside the historical buildings; Monitoring of vibration should be carried out during construction phase. Tilting and settlement monitoring should will be applied on the Cha Kwo Ling Tin Hau Temple as well. A proposal with details for the mitigation measures and monitoring of impacts on built heritage shall be submitted to AMO for comments before commencement of work. 	To prevent indirect vibration impact	Contractors	Work areas	Construction Phase	Vibration Limits on Heritage Buildings by CEDD; GCHIA; AMO.
Built Heritage Mitigation Plan	<ul style="list-style-type: none"> Established Alert, Alarm and Action Level for the monitoring parameters. To increase the instrumentation monitoring and reporting frequency. To propose detailed action plan or contingency plan for the Engineer's approval when AAA Level is reached or exceeded. 	To prevent vibration impacts	NE/2015/01	Tin Hau Temple	Construction Phase	Vibration Limits on Heritage Buildings by CEDD; GCHIA; AMO.
Landscape and Visual Impact (Construction Phase)						
Table 10.8.1/ Landscape Mitigation Plan	CM1 - Construction area and contractor's temporary works areas to be minimised to avoid impacts on adjacent landscape.	Avoid impact on adjacent landscape areas	CEDD (via Contractor)	General	Construction planning and during construction period	N/A
Table 10.8.1/ Landscape Mitigation Plan	CM2 - Reduction of construction period to practical minimum.	Minimise duration of impact	CEDD (via Contractor)	N/A	Construction planning	N/A
Table 10.8.1/ Landscape Mitigation Plan	CM3 - Topsoil, where the soil material meets acceptable criteria and where practical, to be stripped and stored for re-use in the construction of the soft landscape works. The Contract Specification shall include storage and reuse of topsoil as appropriate.	To allow re-use of topsoil	CEDD (via Contractor)	General	Site clearance	As per the Particular Specification

EIA Ref. / EP Submission	Recommended Mitigation Measures	Objectives of the recommended Measures & Main Concerns to address	Who to implement the measures?	Location of the measures	When to Implement the measures?	What requirements or standards for the measures to achieve?
Table 10.8.1/ Landscape Mitigation Plan	CM4 - Existing trees at boundary of site and retained trees within site boundary to be carefully protected during construction. Detailed Tree Protection Specification shall be provided in the Contract Specification, under which the Contractor shall be required to submit, for approval, a detailed working method statement for the protection of trees prior to undertaking any works adjacent to all retained trees, including trees in contractor's works areas. (Tree protection measures will be detailed at Tree Removal Application stage).	To minimize tree loss	CEDD (via Contractor)	As per approved Tree Removal Application(s)	Site clearance and throughout construction period	ETWB TC 3/2006 and as per tree protection measures in Particular Specification

EIA Ref. / EP Submission	Recommended Mitigation Measures	Objectives of the recommended Measures & Main Concerns to address	Who to implement the measures?	Location of the measures	When to Implement the measures?	What requirements or standards for the measures to achieve?
Table 10.8.1/ Landscape Mitigation Plan	CM5 - Trees unavoidably affected by the works shall be transplanted where practicable. Where possible, trees should be transplanted direct to permanent locations rather than temporary holding nurseries. A detailed tree transplanting specification shall be provided in the Contract Specification and sufficient time for preparation shall be allowed in the construction programme.	To maximize preservation of existing trees	CEDD (via Contractor)	As per approved Tree Removal Application(s)	Site clearance	ETWB TC 3/2006 and as per tree protection measures in Particular Specification
Table 10.8.1/ Landscape Mitigation Plan	CM6 - Advance screen planting of fast growing tree and shrub species to noise barriers and hoardings. Trees shall be capable of reaching a height >10m within 10 years.	To maximize screening of the works	CEDD (via Contractor)	At Lam Tin Interchange and edge of Road P2 landscape deck, TKO	Beginning of construction period	N/A
Table 10.8.1/ Landscape Mitigation Plan	CM7 - Hydroseeding or sheeting of soil stockpiles with visually unobtrusive material	To reduce visual intrusion	CEDD (via Contractor)	General	Throughout construction period	As per Particular Specification
Table 10.8.1/ Landscape Mitigation Plan	CM8 - Control of night-time lighting by hooding all lights and through minimisation of night working periods.	To reduce visual intrusion	CEDD (via Contractor)	General	Throughout construction period	N/A
Table 10.8.1/ Landscape Mitigation Plan	CM9 - Screening of works areas with hoardings with appropriate colours compatible with the surrounding area	Reduction of visual intrusion	CEDD (via Contractor)	Project site Boundary	Excretion of site hoarding	N/A
Table 10.8.1/ Landscape Mitigation Plan	CM10 - Avoidance of excessive height and bulk of site buildings and structure	Reduction of visual intrusion and integration with environment	CEDD (via Contractor)	Built structures	Design and construction stage	N/A
Table 10.8.1/ Landscape Mitigation Plan	CM11 - Limitation of run-off into freshwater streams, ponds and sea areas	Avoidance of contamination of water courses and water bodies	CEDD (via Contractor)	TKO reclamation, TKO tunnel portal, Cha Kwo Ling roadworks	Throughout construction period	N/A
Table 10.8.1	CM12 - Minimise area of reclamation and design the edges sensitively to tie in with adjacent coastline character	Minimise loss of Junk Bay and integration with existing coastline	CEDD (via Contractor)	Temporary reclamation for barging points at TKO and Lam Tin and permanent reclamation for TKO Interchange slip roads and Road P2	Construction planning and reclamation stages	N/A
Landfill Gas Hazard (Design and Construction Phase)						
S11.5.9	A Safety Officer, trained in the use of gas detection equipment and landfill gas-related hazards, should be present on site throughout the groundworks phase. The Safety Officer should be provided with an intrinsically safe portable instrument, which is appropriately calibrated and able to measure the following gases in the ranges indicated below: Methane 0-100% LEL and 0100% v/v Carbon dioxide 0-100% Oxygen 0-21%	Protect the workers from landfill gas hazards	Contractor	Project sites within the Sai Tso Wan Landfill Consultation Zone	Construction phase	EPD's Landfill Gas Hazard Assessment Guidance Note

EIA Ref. / EP Submission	Recommended Mitigation Measures	Objectives of the recommended Measures & Main Concerns to address	Who to implement the measures?	Location of the measures	When to Implement the measures?	What requirements or standards for the measures to achieve?
S11.5.10 S11.5.25	<p>Safety Measures</p> <ul style="list-style-type: none"> For staff who work in, or have responsibility for “at risk” area, such as all excavation workers, supervisors and engineers working within the Consultation Zone, should receive appropriate training on working in areas susceptible to landfill gas, fire and explosion hazards. An excavation procedure or code of practice to minimize landfill gas related risk should be devised and carried out. No worker should be allowed to work alone at any time in or near to any excavation. At least one other worker should be available to assist with a rescue if needed. Smoking, naked flames and all other sources of ignition should be prohibited within 15m of any excavation or ground-level confined space. “No smoking” and “No naked flame” notices should be posted prominently on the construction site and, if necessary, special areas should be designed for smoking. Welding, flame-cutting or other hot works should be confined to open areas at least 15m from any trench or excavation. Welding, flame-cutting or other hot works may only be carried out in trenches or confined spaces when controlled by a “permit to work” procedure, properly authorized by the Safety Officer (or, in the case of small developments, other appropriately qualified person). The permit to work procedure should set down clearly the requirements for continuous monitoring for methane, carbon dioxide and oxygen throughout the period during which the hot works are in progress. The procedure should also require the presence of an appropriately qualified person, in attendance outside the 'confined area', who should be responsible for reviewing the gas measurements as they are made, and who should have executive responsibility for suspending the work in the event of unacceptable or hazardous conditions. Only those workers who are appropriately trained and fully aware of the potentially hazardous conditions which may arise should be permitted to carry out hot works in confined areas. Where there are any temporary site offices, or any other buildings located within the Sai Tso Wan Landfill Consultation Zone which have enclosed spaces with the capacity to accumulate landfill gas, then they should either be located in an area which has been proven to be free of landfill gas (by survey using portable gas detectors); or be raised clear of the ground by a minimum of 500mm. This aims to create a clear void under the structure which is ventilated by natural air movement such that emission of gas from the ground are mixed and diluted by air. Any electrical equipment, such as motors and extension cords, should be intrinsically safe. During piping assembly or conduiting construction, all valves/seals should be closed immediately after installation. As construction progresses, all valves/seals should be closed to prevent the migration of gases through the pipeline/conduit. All piping /conduiting should be capped at the end of each working day. During construction, adequate fire extinguishing equipment, fire-resistant clothing and breathing apparatus (BA) sets should be made available on site. Fire drills should be organized at not less than six monthly intervals. 	Protect the workers from landfill gas hazards	Contractor	Project sites within the Sai Tso Wan Landfill Consultation Zone	Construction phase	EPD’s Landfill Gas Hazard Assessment Guidance Note Labour Department’s Code of Practice for Safety and Health at Work in Confined Space

EIA Ref. / EP Submission	Recommended Mitigation Measures	Objectives of the recommended Measures & Main Concerns to address	Who to implement the measures?	Location of the measures	When to Implement the measures?	What requirements or standards for the measures to achieve?
S11.5.10 S11.5.25	<ul style="list-style-type: none"> The contractor should formulate a health and safety policy, standards and instructions for site personnel to follow. All personnel who work on the site and all visitors to the site should be made aware of the possibility of ignition of gas in the vicinity of excavations. Safety notices (in Chinese and English) should be posted at prominent position around the site warning danger of the potential hazards. Service runs within the Consultation Zone should be designated as “special routes”; utilities companies should be informed of this and precautionary measures should be implemented. Precautionary measures should include ensuring that staff members are aware of the potential hazards of working in confined spaces such as manholes and service chambers, and that appropriate monitoring procedures are in place to prevent hazards due to asphyxiating atmospheres in confined spaces. Detailed guidance on entry into confined spaces is given in Code of Practice on Safety and Health at Work in Confined Spaces (Labour Department, Hong Kong). Periodically during ground-works construction within the 250m Consultation Zone, the works area should be monitored for methane, carbon dioxide and oxygen using appropriately calibrated portable gas detection equipment. The monitoring frequency and areas to be monitored should be set down prior to commencement of ground-works either by the Safety Officer or an approved and appropriately qualified person. 					
S11.5.26 - S11.5.31	<p>Monitoring</p> <ul style="list-style-type: none"> Routine monitoring should be carried out in all excavations, manholes, chambers, relocation of monitoring wells and any other confined spaces that may have been created. All measurements in excavations should be made with the extended monitoring tube located not more than 10 mm from the exposed ground surface. Monitoring should be performed properly to make sure that the area is free of landfill gas before any man enters into the area. For excavations deeper than 1m, measurements should be carried out: <ul style="list-style-type: none"> at the ground surface before excavation commences;- immediately before any worker enters the excavation; at the beginning of each working day for the entire period the excavation remains open; and periodically throughout the working day whilst workers are in the excavation. For excavations between 300mm and 1m deep, measurements should be carried out: <ul style="list-style-type: none"> directly after the excavation has been completed; and periodically whilst the excavation remains open. For excavations less than 300mm deep, monitoring may be omitted, at the discretion of the Safety Officer or other appropriately qualified person. Depending on the results of the measurements, actions required will vary and should be set down by the Safety Officer or other appropriately qualified person. The exact frequency of monitoring should be determined prior to the commencement of works, but should be at least once per day, and be carried out by a suitably qualified or qualified person before starting the work of the day. Measurements shall be recorded and kept as a record of safe working conditions with copies of the site diary and submitted to the Engineer for approval. The Contractor may elect to carry out monitoring via an automated monitoring system. 	Protect the workers from landfill gas hazards	Contractor	Project sites within the Sai Tso Wan Landfill Consultation Zone	Construction phase	EPD's Landfill Gas Hazard Assessment Guidance Note
The hazards from landfill gas during the construction stage within the Sai Tso Wan Landfill		construction stage within the Sai Tso Wan		Project sites within the Sai		

EIA Ref. / EP Submission	Recommended Mitigation Measures	Objectives of the recommended Measures & Main Concerns to address	Who to implement the measures?	Location of the measures	When to Implement the measures?	What requirements or standards for the measures to achieve?
S11.5.32	The hazards from landfill gas during the construction stage within the SA Tso Wan Landfill Consultation Zone should be minimized by suitable precautionary measures recommended in Chapter 8 of the Landfill Gas Hazard Assessment Guidance Note.	Protect the workers from landfill gas hazards	Contractor	Tso Wan Landfill Consultation Zone	Construction phase	EPD's Landfill Gas Hazard Assessment Guidance Note

Table II - Observation / Reminder / Non-compliance made during Site Audit (August 2025)

- Key:
- ✓ Observation/reminder was made during site audit but improved/rectified by the contractor in the next site audit
 - ✗ Observation/reminder was made during site audit but not yet improved/rectified by the contractor in the next site audit
 - # Follow up action will be reported in next reporting month
 - * Non-compliance of mitigation measure
 - Non-compliance but improved by the contractor

EIA Ref	Recommended Mitigation Measures	Contract No.	Details of Reminder/Observation	Recorded Date	Status
Air Quality					
--	--	--	--		
Construction Noise Impact					
--	--	--	--		
Water Quality Impact					
S5.8.7	Construction site runoff and drainage should be prevented or minimised in accordance with the guidelines stipulated in the EPD's Practice Note for Professional Persons, Construction Site Drainage (ProPECC PN 1/94). Good housekeeping and stormwater best management practices, as detailed in below, should be implemented to ensure that all construction runoff complies with WPCO standards and no unacceptable impact on the WSRs arises due to construction of the TKO-LT Tunnel. All discharges from the construction site should be controlled to comply with the standards for effluents discharged into the corresponding WCZ under the TM-DSS.	ED/2018/04	Stagnant water was observed at Portion SB.	7 Aug 2025	✓
			Stagnant water was observed at Portion TY.	7 Aug 2025	✓
Ecological Impact					
--	--	--	--		
Fisheries Impact					
--	--	--	--		
Waste Management					
S8.6.8/ Waste Management Plan	Remove waste in timely manner.	NE/2015/01	The Contractor is reminded to remove the accumulated general refuse (i.e. water bottles) on the slope.	20 Aug 2025	✓
Landscape and Visual Impact					
--	--	--	--		
Landfill Gas Hazards					
--	--	--	--		

Table II - Observation / Reminder / Non-compliance made during Site Audit (September 2025)

- Key:
- ✓ Observation/reminder was made during site audit but improved/rectified by the contractor in the next site audit
 - ✗ Observation/reminder was made during site audit but not yet improved/rectified by the contractor in the next site audit
 - # Follow up action will be reported in next reporting month
 - * Non-compliance of mitigation measure
 - Non-compliance but improved by the contractor

EIA Ref	Recommended Mitigation Measures	Contract No.	Details of Reminder/Observation	Recorded Date	Status
Air Quality					
S3.8.7	Every stock of more than 20 bags of cement or dry pulverised fuel ash (PFA) should be covered entirely by impervious sheeting or placed in an area sheltered on the top and the 3 sides.	ED/2018/04	Used cement should be covered.	4 Sep 2025	✓
	Open stockpiles shall be avoided or covered. Where possible, prevent placing dusty material storage piles near ASRs.	NE/2015/01	Open stockpile should be well covered by impervious sheets to reduce dust emission.	30 Sep 2025	#
Construction Noise Impact					
--	--	--	--		
Water Quality Impact					
--	--	--	--		
Ecological Impact					
--	--	--	--		
Fisheries Impact					
--	--	--	--		
Waste Management					
S8.6.8/ Waste Management Plan	Remove waste in timely manner.	ED/2018/04	General refuse should be removed.	4 Sep 2025 (ED/2018/04)	✓
Landscape and Visual Impact					
--	--	--	--		
Landfill Gas Hazards					
--	--	--	--		

Table II - Observation / Reminder / Non-compliance made during Site Audit (October 2025)

- Key:
- ✓ Observation/reminder was made during site audit but improved/rectified by the contractor in the next site audit
 - ✗ Observation/reminder was made during site audit but not yet improved/rectified by the contractor in the next site audit
 - # Follow up action will be reported in next reporting month
 - * Non-compliance of mitigation measure
 - Non-compliance but improved by the contractor

EIA Ref	Recommended Mitigation Measures	Contract No.	Details of Reminder/Observation	Recorded Date	Status
Air Quality					
S3.8.7	Open stockpiles shall be avoided or covered. Where possible, prevent placing dusty material storage piles near ASRs.	NE/2015/01	Open stockpile should be well covered by impervious sheets to reduce dust emission.	30 Sep 2025	✓
Construction Noise Impact					
--	--	--	--		
Water Quality Impact					
--	--	--	--		
Ecological Impact					
--	--	--	--		
Fisheries Impact					
--	--	--	--		
Waste Management					
S8.6.7	Waste, such as soil, should be handled and stored well to ensure secure containment, thus minimizing the potential of pollution	ED/2018/04	Drip tray should be provided to oil drum or chemical.	2 Oct 2025	✓
S8.6.8/ Waste Management Plan	Remove waste in timely manner.	NE/2015/01	General refuse (i.e. water bottles) was found inside drainage channel.	22 Oct 2025	✓
Landscape and Visual Impact					
--	--	--	--		
Landfill Gas Hazards					
--	--	--	--		

**APPENDIX H
WASTE GENERATED QUANTITY**



Name of Department: CEDD

Monthly Summary Waste Flow Table for 2025 (CKL)

Month	Actual Quantities of Inert C&D Materials Generated Monthly						Actual Quantities of C&D Wastes Generated Monthly				
	a.Total Quantity Generated (a=c+d+e)	b. Hard Rock and Large Broken Concrete	c. Reused in the Contract	d. Reused in Other Projects	e. Disposed as Public Fill	f. Imported Fill	g. Metals	h. Paper / Cardboard Packaging	i. Plastics	j. Chemical Waste	k. Others, e.g. general refuse
	(in '000m ³)	(in '000m ³)	(in '000m ³)	(in '000m ³)	(in '000m ³)	(in '000m ³)	(in '000kg)	(in '000kg)	(in '000kg)	(in '000kg)	(in '000m ³)
January	11.536	0.843	0.866	0.259	10.410	0.000	0.000	0.000	0.000	0.000	0.048
February	11.239	1.307	0.589	0.000	10.650	0.000	0.000	0.000	0.000	0.000	0.076
March	4.432	0.820	0.359	0.000	4.074	0.000	0.000	0.000	0.000	0.000	0.075
April	15.886	1.091	0.000	0.000	15.886	0.000	0.000	0.000	0.000	0.000	0.045
May	12.110	1.262	0.000	0.000	12.110	0.000	0.000	0.000	0.000	0.000	0.038
June	5.179	0.036	0.000	0.000	5.179	0.000	0.000	0.000	0.000	0.000	0.032
Sub-total	60.383	5.360	1.815	0.259	58.309	0.000	0.000	0.000	0.000	0.000	0.313
July	1.328	0.442	0.000	0.000	1.328	0.000	0.000	0.000	0.000	0.000	0.025
August	0.637	0.161	0.000	0.000	0.637	0.000	0.000	0.000	0.000	0.000	0.030
September	3.191	0.278	0.000	0.000	3.191	0.000	0.000	0.000	0.000	0.000	0.022
October	0.429	0.057	0.000	0.000	0.429	0.000	0.000	0.000	0.000	0.000	0.019
November											
December											
Total	65.968	6.298	1.815	0.259	63.894	0.000	0.000	0.000	0.000	0.000	0.409

Monthly Summary Waste Flow Table

Notes:

- (1)The performance targets are given in ER Appendix 8I Clause 14 and the EM&A Manual(s).
- (2)The waste flow table shall also include C&D materials to be imported for use at the Site.
- (3)Plastics refer to plastic bottles/containers, plastic sheets/foam from packaging material.
- (4)The Contractor shall also submit the latest forecast of the total amount of C&D materials expected to be generated from the Works, together with a breakdown of the nature where the total amount of C&D materials expected to be generated from the Works is equal to or exceeding 50,000 m³. (ER Part 8 Clause 8.8.5 (d) (ii) refers).

Monthly Summary Waste Flow Table For 2025 (CKL)

Month	Actual Quantities of Inert C&D Materials Generated Monthly						Actual Quantities of C&D Waste Generated Monthly							
	Total Quantity Generated	Broken Concrete (see Note 4)	Estimated Quantities (Broken Concrete)	Reused in the Contract	Reused in other Projects	Disposed as Public Fill	Metals	Estimated Quantities (Metals)	Paper/ cardboard packaging	Estimated Quantities (Paper/ cardboard packaging)	Plastics (see Note 3)	Estimated Quantities (Plastics)	Chemical Waste	Others, e.g. general refuse
	(in '000m ³)	(in '000m ³)	(in '000m ³)	(in '000m ³)	(in '000m ³)	(in '000m ³)	(in '000kg)	(in '000kg)	(in '000kg)	(in '000kg)	(in '000kg)	(in '000kg)	(in '000kg)	(tonne)
Jan-25	0	0	0	0	0	0	0	0	0	0	0	0	0	0
Feb-25	0	0	0	0	0	0	0	0	0	0	0	0	0	0
Mar-25	0	0	0	0	0	0	0	0	0	0	0	0	0	0
Apr-25	0	0	0	0	0	0	0	0	0	0	0	0	0	0
May-25	0	0	0	0	0	0	0	0	0	0	0	0	0	0
Jun-25	0	0	0	0	0	0	0	0	0	0	0	0	0	0
Sub-total	0	0	0	0	0	0	0	0	0	0	0	0	0	0
Jul-25	0	0	0	0	0	0	0	0	0	0	0	0	0	0
Aug-25	0	0	0	0	0	0	0	0	0	0	0	0	0	0
Sep-25	0	0	0	0	0	0	0	0	0	0	0	0	0	0
Oct-25	0	0	0	0	0	0	0	0	0	0	0	0	0	0
Nov-25														
Dec-25														
Total	0	0	0	0	0	0	0	0	0	0	0	0	0	0

Notes:

- (1) The performance targets are given in PS Sub-clause 2(5) (c).
- (2) The waste flow table shall also include C&D materials that are specified in the Contract to be imported for use at the Site.
- (3) Plastics refer to plastic bottles/containers, plastic sheets/foam from packaging material.
- (4) Broken concrete for recycling into aggregates.

Name of Department: Civil Engineering Development Department

Contract No.: NE/2015/01

Monthly Summary Waste Flow Table for October 2025



Month	Actual Quantities of Inert C&D Materials Generated Monthly						Actual Quantities of C&D Wastes Generated Monthly				
	a.Total Quantity Generated (see Note 8)	b. Hard Rock and Large Broken Concrete	c. Reused in the Contract	d. Reused in Other Projects	e. Disposed as Public Fill	f. Imported Fill	g. Metals (see Note 5)	h. Paper / Cardboard Packaging (see Note 5)	i. Plastics (see Note 3) (see Note 5)	j. Chemical Waste	k. Others, e.g. general refuse
	(in '000m ³)	(in '000m ³)	(in '000m ³)	(in '000m ³)	(in '000m ³)	(in '000m ³)	(in '000kg)	(in '000kg)	(in '000kg)	(in '000kg)	(in '000m ³)
January	0.324	0.025	0.000	0.000	0.324	0.000	0.000	0.000	0.000	0.000	0.407
February	0.754	0.100	0.000	0.000	0.754	0.000	0.000	0.000	0.000	0.000	0.240
March	0.836	0.130	0.000	0.00	0.836	0.000	0.000	0.000	0.000	0.000	0.469
April	0.226	0.061	0.000	0.000	0.226	0.000	0.000	0.000	0.000	0.000	0.263
May	0.125	0.025	0.000	0.000	0.125	0.000	0.000	0.000	0.000	0.000	0.263
June	0.262	0.030	0.000	0.000	0.262	0.000	0.000	0.000	0.000	0.000	0.245
Sub-total	2.527	0.371	0.000	0.000	2.527	0.000	0.000	0.000	0.000	0.000	1.887
July	0.176	0.060	0.000	0.000	0.176	0.000	0.000	0.000	0.000	0.000	0.239
August	0.399	0.095	0.000	0.000	0.399	0.000	0.000	0.000	0.000	0.000	0.291
September	0.127	0.000	0.000	0.000	0.127	0.000	0.000	0.000	0.000	0.000	0.281
October	0.049	0.000	0.000	0.000	0.049	0.000	0.000	0.000	0.000	0.000	0.118
November	0.000										
December	0.000										
Total	3.278	0.526	0.000	0.000	3.278	0.000	0.000	0.000	0.000	0.000	2.816

Total inert C&D waste generated = c+d+e

Total inert C&D waste recycled = c+d

% of recycled inert C&D waste = Total C&D waste recycled / Total C&D waste generated

Name of Department: Civil Engineering Development Department

Contract No.: NE/2015/01



- Notes:
- (1) The performance target are given in PS Clause 6(14)
 - (2) The waste flow table shall also include C&D materials that are specified in the Contract to be imported for use at the Site
 - (3) Plastics refer to plastic bottles/containers, plastic sheets/foam from packaging material
 - (4) The Contractor shall also submit the latest forecast of the amount of C&D materials expected to be generated from the Works, together with a break down of the nature where the total amount of C&D materials expected to be generated from the Works is equal to or exceeding 50,000m³. (PS Clause 1.105(4) refers)
 - (5) All recyclable materials, including metals, paper / cardboard packaging, plastics, etc. will be collected by registered collector for recycling.
 - (6) Conversion factors for reporting purpose:
in-situ: rock = 2.5 tonnes/m³; soil = 2.0 tonnes/m³
 - (7) excavated: rock = 2.0 tonnes/m³; soil = 1.8 tonnes/m³; broken concrete and bitumen = 2.4 tonnes/m³, soil and rock = 1.9 tonnes/m³
 - (8) C&D Waste = 0.9 tonnes/m³; bentonite slurry = 2.8 tonnes/m³
Diesel density: 0.8kg/l
Numbers are rounded off to the nearest three decimal places
The "Total Quantity Generated" equals to the sum of "Reuse in the Contract", "Reuse in Other Projects" and "Disposed as Public Fill"

**APPENDIX I
SUMMARY OF EXCEEDANCES**

Appendix I – Summary of Exceedance

Reporting Quarter: August 2025 – October 2025

(A) Exceedance Report for Air Quality

No Action and no Limit Level exceedance of 24hr TSP monitoring were recorded in this reporting quarter.

No Action/ Limit Level exceedance of 1hr TSP monitoring was recorded in this reporting quarter.

(B) Exceedance Report for Construction Noise

No Action Level exceedance was recorded due to the documented complaint in the reporting quarter.

No Limit Level exceedance for construction noise monitoring was recorded in the reporting quarter.

(C) Exceedance Report for Landfill Gas

(NIL in the reporting quarter)

**APPENDIX J
SUMMARIES OF ENVIRONMENTAL
COMPLAINT, WARNING, SUMMON
AND NOTIFICATION OF SUCCESSFUL
PROSECUTION**

EP No.: EP-458/2013/C
Trunk Road T2

Appendix J – Summary of environmental complaint, warning, summon and notification of successful prosecution

Reporting Quarter: August 2025 – October 2025

Log Ref.	Location	Received Date	Details of Complaint/warning/summon and prosecution	Investigation/Mitigation Action	Status
--	--	--	--	--	--

Remarks: No environmental complaint/warning/summon and prosecution were received in the reporting quarter.

**APPENDIX K
EVENT AND ACTION PLAN**

Event and Action Plan for Air Quality (Dust)

EVENT	ACTION			
	ET	IEC	ER	CONTRACTOR
Action level being exceeded by one sampling	<ol style="list-style-type: none"> 1. Identify source, investigate the causes of complaint and propose remedial measures; 2. Inform IEC and ER; 3. Repeat measurement to confirm finding; 4. Increase monitoring frequency to daily. 	<ol style="list-style-type: none"> 1. Check monitoring data submitted by ET; 2. Check Contractor's working method. 	<ol style="list-style-type: none"> 1. Notify Contractor. 	<ol style="list-style-type: none"> 1. Rectify any unacceptable practice; 2. Amend working methods if appropriate.
Action level being exceeded by two or more consecutive sampling	<ol style="list-style-type: none"> 1. Identify source; 2. Inform IEC and ER; 3. Advise the ER on the effectiveness of the proposed remedial measures; 4. Repeat measurements to confirm findings; 5. Increase monitoring frequency to daily; 6. Discuss with IEC and Contractor on remedial actions required; 7. If exceedance continues, arrange meeting with IEC and ER; 	<ol style="list-style-type: none"> 1. Check monitoring data submitted by ET; 2. Check Contractor's working method; 3. Discuss with ET and Contractor on possible remedial measures; 4. Advise the ET on the effectiveness of the proposed remedial measures; 5. Supervise Implementation of remedial measures. 	<ol style="list-style-type: none"> 1. Confirm receipt of notification of exceedance in writing; 2. Notify Contractor; 3. Ensure remedial measures properly implemented. 	<ol style="list-style-type: none"> 1. Submit proposals for remedial actions to IEC within three working days of notification; 2. Implement the agreed proposals; 3. Amend proposal if appropriate.

EVENT	ACTION			
	ET	IEC	ER	CONTRACTOR
	8. If exceedance stops, cease additional monitoring.			
Limit level being exceeded by one sampling	<ol style="list-style-type: none"> 1. Identify source, investigate the causes of exceedance and propose remedial measures; 2. Inform Contractor ,IEC, ER, and EPD; 3. Repeat measurement to confirm finding; 4. Increase monitoring frequency to daily; 5. Assess effectiveness of Contractor's remedial actions and keep IEC, EPD and ER informed of the results. 	<ol style="list-style-type: none"> 1. Check monitoring data submitted by ET; 2. Check Contractor's working method; 3. Discuss with ET and Contractor on possible remedial measures; 4. Advise the ER on the effectiveness of the proposed remedial measures; 5. Supervise implementation of remedial measures. 	<ol style="list-style-type: none"> 1. Confirm receipt of notification of exceedance in writing; 2. Notify Contractor; 3. Ensure remedial measures properly implemented. 	<ol style="list-style-type: none"> 1. Take immediate action to avoid further exceedance; 2. Submit proposals for remedial actions to IEC within three working days of notification; 3. Implement the agreed proposals; 4. Amend proposal if appropriate.
Limit level being exceeded by two or more consecutive sampling	<ol style="list-style-type: none"> 1. Notify IEC, ER, Contractor and EPD; 2. Identify source; 3. Repeat measurement to confirm findings; 4. Increase monitoring frequency to daily; 	<ol style="list-style-type: none"> 1. Discuss amongst ER, ET, and Contractor on the potential remedial actions; 2. Review Contractor's remedial actions whenever necessary to assure their effectiveness and advise the ER accordingly; 	<ol style="list-style-type: none"> 1. Confirm receipt of notification of exceedance in writing; 2. Notify Contractor; 3. In consolidation with the IEC, agree with the Contractor on the remedial measures to be implemented; 	<ol style="list-style-type: none"> 1. Take immediate action to avoid further exceedance; 2. Submit proposals for remedial actions to IEC within three working days of notification; 3. Implement the agreed proposals;

EVENT	ACTION			
	ET	IEC	ER	CONTRACTOR
	<p>5. Carry out analysis of Contractor's working procedures to determine possible mitigation to be implemented;</p> <p>6. Arrange meeting with IEC and ER to discuss the remedial actions to be taken;</p> <p>7. Assess effectiveness of Contractor's remedial actions and keep IEC, EPD and ER informed of the results;</p> <p>8. If exceedance stops, cease additional monitoring.</p>	<p>3. Supervise the implementation of remedial measures.</p>	<p>4. Ensure remedial measures properly implemented;</p> <p>5. If exceedance continues, consider what portion of the work is responsible and instruct the Contractor to stop that portion of work until the exceedance is abated.</p>	<p>4. Resubmit proposals if problem still not under control;</p> <p>5. Stop the relevant portion of works as determined by the ER until the exceedance is abated.</p>

Event and Action Plan for Construction Noise

EVENT	ACTION			
	ET	IEC	ER	CONTRACTOR
Action Level	<ol style="list-style-type: none"> 1. Notify IEC and Contractor; 2. Carry out investigation; 3. Report the results of investigation to the IEC, ER and Contractor; 4. Discuss with the Contractor and formulate remedial measures; 5. Increase monitoring frequency to check mitigation effectiveness. 	<ol style="list-style-type: none"> 1. Review the analysed results submitted by the ET; 2. Review the proposed remedial measures by the Contractor and advise the ER accordingly; 3. Supervise the implementation of remedial measures. 	<ol style="list-style-type: none"> 1. Confirm receipt of notification of failure in writing; 2. Notify Contractor; 3. Require Contractor to propose remedial measures for the analysed noise problem; 4. Ensure remedial measures are properly implemented. 	<ol style="list-style-type: none"> 1. Submit noise mitigation proposals to IEC; 2. Implement noise mitigation proposals.
Limit Level	<ol style="list-style-type: none"> 1. Identify source; 2. Inform IEC, ER, EPD and Contractor; 3. Repeat measurements to confirm findings; 4. Increase monitoring frequency; 5. Carry out analysis of Contractor's working procedures to determine possible mitigation to be implemented; 6. Inform IEC, ER and EPD the causes and actions taken for the exceedances; 7. Assess effectiveness of Contractor's remedial actions and keep IEC, EPD and ER informed of the results; 8. If exceedance stops, cease additional monitoring. 	<ol style="list-style-type: none"> 1. Discuss amongst ER, ET, and Contractor on the potential remedial actions; 2. Review Contractors remedial actions whenever necessary to assure their effectiveness and advise the ER accordingly; 3. Supervise the implementation of remedial measures. 	<ol style="list-style-type: none"> 1. Confirm receipt of notification of failure in writing; 2. Notify Contractor; 3. Require Contractor to propose remedial measures for the analysed noise problem; 4. Ensure remedial measures properly implemented; 5. If exceedance continues, consider what portion of the work is responsible and instruct the Contractor to stop that portion of work until the exceedance is abated. 	<ol style="list-style-type: none"> 1. Take immediate action to avoid further exceedance; 2. Submit proposals for remedial actions to IEC within 3 working days of notification; 3. Implement the agreed proposals; 4. Resubmit proposals if problem still not under control; 5. Stop the relevant portion of works as determined by the ER until the exceedance is abated.

Limit Levels and Action Plan for Landfill Gas

Parameter	Limit Level	Action
Oxygen	<19%	<ul style="list-style-type: none"> • Ventilate to restore oxygen to >19%
	<18%	<ul style="list-style-type: none"> • Stop works • Evacuate personnel/prohibit entry • Increase ventilation to restore oxygen to >19%
Methane	>10% LEL (i.e. > 0.5% by volume)	<ul style="list-style-type: none"> • Prohibit hot works • Ventilate to restore methane to <10% LEL
	>20% LEL (i.e. > 1% by volume)	<ul style="list-style-type: none"> • Stop works • Evacuate personnel / prohibit entry • Increase ventilation to restore methane to <10% LEL
Carbon Dioxide	>0.5%	<ul style="list-style-type: none"> • Ventilate to restore carbon dioxide to < 0.5%
	>1.5%	<ul style="list-style-type: none"> • Stop works • Evacuate personnel / prohibit entry • Increase ventilation to restore carbon dioxide to <0.5%

APPENDIX L
CONSTRUCTION PROGRAMME

Activity ID	Activity Name	Dur	Start	Finish	2025		
					Aug	Sep	Oct
A229448640	RC Slab, Manhole, drainage pipe construction and massfill	42	01-Aug-25	11-Sep-25	RC Slab, Manhole, drainage pipe construction and massfill		
04 In situ SG at LS/TSS connection (subject to temporary works to maintain tunn							
A229448570	EB & WB in situ Service Gallery CPS - Part 1	7	01-Aug-25	07-Aug-25	EB & WB in situ Service Gallery CPS - Part 1		
A229448580	EB & WB in situ Service Gallery CPS - Part 2	7	08-Aug-25	14-Aug-25	EB & WB in situ Service Gallery CPS - Part 2		
A229448581	Road Diversion	3	15-Aug-25	17-Aug-25	Road Diversion		
A229448590	EB & WB in situ Service Gallery NCPS - Part 1	7	18-Aug-25	24-Aug-25	EB & WB in situ Service Gallery NCPS - Part 1		
A229448600	EB & WB in situ Service Gallery NCPS - Part 2	7	25-Aug-25	31-Aug-25	EB & WB in situ Service Gallery NCPS - Part 2		
05 RC works at MMEP Opening for Service Galleries Works (subject to BYME 8							
A229448650	Stage 1 - Narrow the opening to 3.5m*2m RC works	28	01-Aug-25*	28-Aug-25	Stage 1 - Narrow the opening to 3.5m*2m RC works		
A229448660	Stage 2 - Closing out the opening (after SG installation completion	14	01-Aug-25*	14-Aug-25	Stage 2 - Closing out the opening (after SG installation completion TBC)		
A229449020	Stage 1a - Emergency staircase corridor RC works	21	29-Aug-25	18-Sep-25	Stage 1a - Emergency staircase corridor RC works		
LSCC - Backfilling & Dwall Dismantling							
A229447780	D-wall dismantling at LCS side (from +1.0mPD to +4.0mPD) TBC	45	01-Aug-25	14-Sep-25	D-wall dismantling at LCS side (from +1.0mPD to +4.0mPD) TBC		
A229447781	D-wall dismantling (from +1.0mPD to +4.0mPD) ~3050 m3 TBC	38	15-Sep-25	22-Oct-25	D-wall dismantling		
A229447790	Stage 2b (i) Final Backfilling at LCS side with open cut and allow L	18	23-Oct-25	10-Nov-25			
A229447800	Stage 2b (ii) Final Backfilling (from +1.0mPD to +4.0mPD) (total qt	30	23-Oct-25	21-Nov-25			
LSCC - Tunnel Civil Works							
Eastbound TCW							
LSCC10070	LSCC EB - Fireboard	620	20-Nov-23 A	01-Aug-25	LSCC EB - Fireboard		
LSCC10090	LSCC EB - E&M brackets (CPS)	343	06-Sep-24 A	15-Aug-25	LSCC EB - E&M brackets (CPS)		
LSCC10421	LSCC EB - E&M brackets (NCPS)	343	20-Sep-24 A	29-Aug-25	LSCC EB - E&M brackets (NCPS)		
LSCC10050	LSCC EB - Road Barrier (NCPS)	92	13-Jun-25 A	13-Sep-25	LSCC EB - Road Barrier (NCPS)		
LSCC10110	LSCC EB - TCSS provision	6	15-Aug-25	21-Aug-25	LSCC EB - TCSS provision		
LSCC10431	LSCC EB - Road Barrier (CPS)	15	13-Sep-25*	28-Sep-25	LSCC EB - Road Barrier (CPS)		
Westbound TCW							
LSCC10080	LSCC WB - E&M brackets (CPS)	398	13-Jul-24 A	15-Aug-25	LSCC WB - E&M brackets (CPS)		
LSCC10060	LSCC WB - Fireboard	286	19-Oct-24 A	01-Aug-25	LSCC WB - Fireboard		
LSCC10411	LSCC WB - E&M brackets (NCPS)	309	24-Oct-24 A	29-Aug-25	LSCC WB - E&M brackets (NCPS)		
LSCC10441	LSCC WB - Road Barrier (NCPS)	105	30-May-25 A	12-Sep-25	LSCC WB - Road Barrier (NCPS)		
LSCC10100	LSCC WB - TCSS provision	6	15-Aug-25	21-Aug-25	LSCC WB - TCSS provision		
LSCC10451	LSCC WB - Road Barrier (CPS)	14	12-Sep-25	26-Sep-25	LSCC WB - Road Barrier (CPS)		
07 Tunnel Sub-sea (TSS)							
Additional Excavation by D&Br from CKL							
Eastbound Pilot Tunnel							
CKL1130	EB CKL - Pilot tunnel enlargement (Benching)	360	15-Aug-24 A	09-Aug-25	EB CKL - Pilot tunnel enlargement (Benching)		
TSS - TBM Excavation from Kai Tak							
Westbound - TBM S1281							
TBM1 Tunneling							
CP26-31							
A229449564	WB TBM Tunnelling CH8975-9068 (Pilot tunnel section) (93m 7.0F	40	03-Jul-25 A	11-Aug-25	WB TBM Tunnelling CH8975-9068 (Pilot tunnel section) (93m 7.0R/wk, 15% TRA)		
A229449565	WB TBM Tunnelling CH9068-9137 (cavern) (69m; 9.3R/wk, 10% T	24	11-Aug-25	04-Sep-25	WB TBM Tunnelling CH9068-9137 (cavern) (69m; 9.3R/wk, 10% TRA)		
TBM1 Dismantling							
General							
TA1251	WB TBM - Last 5 Rings Installation	2	04-Sep-25	06-Sep-25	WB TBM - Last 5 Rings Installation		
TA85	WB TBM dismantling - TSS side (46d)	46	04-Sep-25	20-Oct-25	WB TBM dismantling -		
TA325	WB TBM dismantling - CKL side (94d)	94	04-Sep-25	07-Dec-25			
TSS side							
Gantry 4							
TA1551	WB TBM dismantling - Last ring securing + Tailskin Cutting + Erec	8	06-Sep-25	14-Sep-25	WB TBM dismantling - Last ring securing + Tailskin Cutting + Erector Prep		
Gantries 1-3							
TA135	WB TBM dismantling - Gantry 4 Level 3, 2 & 1 dismantling	7	06-Sep-25	13-Sep-25	WB TBM dismantling - Gantry 4 Level 3, 2 & 1 dismantling		

- ◆ ◆ Milestones
- Planned Bar
- Actual Bar

ED/2018/04 Trunk Road T2 and Infrastructure Works
for Developments at South Apron
Three Months Rolling Programme (Aug25-Oct25)



Date	Revision	Checked	Approved

Activity ID	Activity Name	Dur	Start	Finish	2025		
					Aug	Sep	Oct
TA115	WB TBM dismantling - Gantry 1-3 pulling (free up 1st 50m)	1	13-Sep-25	14-Sep-25		WB TBM dismantling - Gantry 1-3 pulling (free up 1st 50m)	
TA275	WB TBM dismantling - Propping all gantries	3	14-Sep-25	17-Sep-25		WB TBM dismantling - Propping all gantries	
TA921	WB TBM dismantling - Gantry 1-3 Level 3 Dismantling	6	17-Sep-25	23-Sep-25		WB TBM dismantling - Gantry 1-3 Level 3 Dismantling	
TA931	WB TBM dismantling - Gantry 1-3 Level 2 Dismantling	4	23-Sep-25	27-Sep-25		WB TBM dismantling - Gantry 1-3 Level 2 Dismantling	
TA1261	WB TBM dismantling - Gantry 1-3 Level 1 Dismantling	4	27-Sep-25	01-Oct-25		WB TBM dismantling - Gantry 1-3 Level 1 Dismantling	
TA285	WB TBM dismantling - Remove all Boggies	4	01-Oct-25	05-Oct-25		WB TBM dismantling - Remove all Boggies	
Back shield		8	06-Sep-25	14-Sep-25			
TA185	WB TBM dismantling - Erector table and cylinders removal	2	06-Sep-25	08-Sep-25		WB TBM dismantling - Erector table and cylinders removal	
TA1451	WB TBM dismantling - Shield systems removal (slurry, gear oil, gre	3	06-Sep-25	09-Sep-25		WB TBM dismantling - Shield systems removal (slurry, gear oil, grease, elec)	
TA1461	WB TBM dismantling - Bottom 3 x Thrust Cylinders	8	06-Sep-25	14-Sep-25		WB TBM dismantling - Bottom 3 x Thrust Cylinders	
TA1471	WB TBM dismantling - Articulation cylinders	5	09-Sep-25	14-Sep-25		WB TBM dismantling - Articulation cylinders	
HAG System Preparation		13	08-Sep-25	21-Sep-25			
TA1271	WB TBM dismantling - Segment Feeder removal	1	08-Sep-25	09-Sep-25		WB TBM dismantling - Segment Feeder removal	
TA1281	WB TBM dismantling - Installation front sliding rail type M under er	1	09-Sep-25	10-Sep-25		WB TBM dismantling - Installation front sliding rail type M under erector	
TA1291	WB TBM dismantling - Installation Banana's frame	2	14-Sep-25	16-Sep-25		WB TBM dismantling - Installation Banana's frame	
TA1301	WB TBM dismantling - Concreting	3	16-Sep-25	19-Sep-25		WB TBM dismantling - Concreting	
TA1311	WB TBM dismantling - Sliding Rails installation	2	19-Sep-25	21-Sep-25		WB TBM dismantling - Sliding Rails installation	
Erector, Cross Beam, MD		28	21-Sep-25	19-Oct-25			
Erector		7	21-Sep-25	28-Sep-25			
TA1321	WB TBM dismantling - Preparation for Pulling Erector	3	21-Sep-25	24-Sep-25		WB TBM dismantling - Preparation for Pulling Erector	
TA1331	WB TBM dismantling - Unbolting Erector & Pulling Erector	1	24-Sep-25	25-Sep-25		WB TBM dismantling - Unbolting Erector & Pulling Erector	
TA1341	WB TBM dismantling - Dismantling Erector	2	25-Sep-25	27-Sep-25		WB TBM dismantling - Dismantling Erector	
TA1351	WB TBM dismantling - Dismantling Trolley	1	27-Sep-25	28-Sep-25		WB TBM dismantling - Dismantling Trolley	
Cross Beam		9	28-Sep-25	07-Oct-25			
TA1361	WB TBM dismantling - Preparation pulling X Beam	3	28-Sep-25	01-Oct-25		WB TBM dismantling - Preparation pulling X Beam	
TA1371	WB TBM dismantling - Pulling X Beam	1	01-Oct-25	02-Oct-25		WB TBM dismantling - Pulling X Beam	
TA1381	WB TBM dismantling - Welding X Beam lifting lugs	1	02-Oct-25	03-Oct-25		WB TBM dismantling - Welding X Beam lifting lugs	
TA1391	WB TBM dismantling - Wire Cutting of X Beam	4	03-Oct-25	07-Oct-25		WB TBM dismantling - Wire Cutting of X Beam	
Main Drive		12	07-Oct-25	19-Oct-25			
TA1401	WB TBM dismantling - Preparation pulling MD	3	07-Oct-25	10-Oct-25		WB TBM dismantling - Preparation pulling MD	
TA1411	WB TBM dismantling - Pulling MD to Trolley to Rotation Device	2	10-Oct-25	12-Oct-25		WB TBM dismantling - Pulling MD to Trolley	
TA1421	WB TBM dismantling - Preparation of MD Rotation	3	12-Oct-25	15-Oct-25		WB TBM dismantling - Preparation of MD Rotation	
TA1431	WB TBM dismantling - MD Rotation	1	15-Oct-25	16-Oct-25		WB TBM dismantling - MD Rotation	
TA1441	WB TBM dismantling - MD Dismantling and Cutting	3	16-Oct-25	19-Oct-25		WB TBM dismantling - MD	
Final Demo		7	19-Oct-25	26-Oct-25			
TA296	WB TBM dismantling - HAG System Rail dismantling & Concrete E	7	19-Oct-25	26-Oct-25		WB TBM dismantling	
TA1581	WB TBM dismantling - Oxycutting area dismantling	2	19-Oct-25	21-Oct-25		WB TBM dismantling	
CKL Side		64	06-Sep-25	09-Nov-25			
Cutterhead		35	06-Sep-25	11-Oct-25			
TA90	WB TBM dismantling - CKL Civil Works #1	12	06-Sep-25	18-Sep-25		WB TBM dismantling - CKL Civil Works #1	
TA901	WB TBM dismantling - Cutterhead dismantling Part 1	8	18-Sep-25	26-Sep-25		WB TBM dismantling - Cutterhead dismantling Part 1	
TA1481	WB TBM dismantling - Cutterhead Rotation and Securing	1	26-Sep-25	27-Sep-25		WB TBM dismantling - Cutterhead Rotation and Securing	
TA1491	WB TBM dismantling - Cutterhead dismantling Part 2	14	27-Sep-25	11-Oct-25		WB TBM dismantling - Cutterhead dismantling	
Spherical Bearing		9	11-Oct-25	20-Oct-25			
TA91	WB TBM dismantling - CKL Civil Works #2	5	11-Oct-25	16-Oct-25		WB TBM dismantling - CKL Civil V	
TA92	WB TBM dismantling - Spherical Bearing	4	16-Oct-25	20-Oct-25		WB TBM dismantling - S	
Shield		20	20-Oct-25	09-Nov-25			
TA1561	WB TBM dismantling - CKL Civil Works #3	5	20-Oct-25	25-Oct-25		WB TBM di	
TA93	WB TBM dismantling - Shield Part 1	15	25-Oct-25	09-Nov-25		WB TBM di	
Eastbound - TBM S1282		124	23-Jul-25 A	24-Nov-25			
TBM2 Tunneling		124	23-Jul-25 A	24-Nov-25			

- ◆ ◆ Milestones
- Planned Bar
- Actual Bar

ED/2018/04 Trunk Road T2 and Infrastructure Works
for Developments at South Apron
Three Months Rolling Programme (Aug25-Oct25)



Date	Revision	Checked	Approved

Activity ID	Activity Name	Dur	Start	Finish	2025		
					Aug	Sep	Oct
CP26-30		124	23-Jul-25 A	24-Nov-25			
EBTBM1420	EB TBM Backfill Operation	15	23-Jul-25 A	07-Aug-25		EB TBM Backfill Operation	
EBTBM1360	EB TBM Tunnelling - Seawall Section 6 Rings CH8641-8654 (11m)	12	07-Aug-25	19-Aug-25		EB TBM Tunnelling - Seawall Section 6 Rings CH8641-8654 (11m; 3.6R/wk, as-built rate)	
EBTBM1260	EB TBM Tunnelling - Seawall Section up to Full Face Rock CH865	14	19-Aug-25	02-Sep-25		EB TBM Tunnelling - Seawall Section up to Full Face Rock CH8654-8675 (21m; 4.8R/wk, 15% TRA)	
EBTBM1530	EB TBM Tunnelling - Seawall Section up to Full Face Rock CH867	15	02-Sep-25	17-Sep-25		EB TBM Tunnelling - Seawall Section up to Full Face Rock CH8675-8698 (23m; 4.8R/wk, 15% TRA)	
EBTBM1270	EB TBM Tunnelling - Seawall Section up to Full Face Rock CH869	14	17-Sep-25	01-Oct-25		EB TBM Tunnelling - Seawall Section up to Full Face Rock CH8698-8718	
EBTBM1280	EB TBM Tunnelling CH8718-8748 up to start of Pilot Tunnel (30m;	16	01-Oct-25	17-Oct-25		EB TBM Tunnelling CH8718-8748	
EBTBM1290	EB TBM Tunnelling CH8748-8831 (Pilot tunnel section) (83m; 7.0F	38	17-Oct-25	24-Nov-25		EB TBM Tunnelling CH8748-8831	
TSS - Tunnel Civil Works		727	26-Nov-23 A	21-Nov-25			
Westbound (WB)		363	24-Nov-24 A	21-Nov-25			
WB TSS - TBM Temporary Services		56	06-Sep-25	01-Nov-25			
TBM slurry pipe relocation		7	11-Oct-25	18-Oct-25			
A229447540	TSS - WB NCPS Wall Pipe Relocation from CP23 to CP24	7	11-Oct-25	18-Oct-25		TSS - WB NCPS Wall Pipe Relocation from CP23 to CP24	
TBM slurry pipe dismantling		56	06-Sep-25	01-Nov-25			
A229447590	TSS - WB NCPS Wall Pipe Dismantling from CP25 to CP29	14	06-Sep-25	20-Sep-25		TSS - WB NCPS Wall Pipe Dismantling from CP25 to CP29	
A229447610	TSS - WB NCPS Wall Pipe Dismantling from FT to CP11	14	06-Sep-25	20-Sep-25		TSS - WB NCPS Wall Pipe Dismantling from FT to CP11	
A229447620	TSS - WB NCPS Wall Pipe Dismantling from CP11 to CP16	14	20-Sep-25	04-Oct-25		TSS - WB NCPS Wall Pipe Dismantling from CP11 to CP16	
A229447630	TSS - WB NCPS Wall Pipe Dismantling from CP16 to CP21	14	04-Oct-25	18-Oct-25		TSS - WB NCPS Wall Pipe Dismantling from CP16 to CP21	
A229447640	TSS - WB NCPS Wall Pipe Dismantling from CP21 to CP25	14	18-Oct-25	01-Nov-25		TSS - WB NCPS Wall Pipe Dismantling from CP21 to CP25	
WB TSS - Service Gallery		123	03-Jul-25 A	02-Nov-25			
CP26-31		123	03-Jul-25 A	02-Nov-25			
TC3010	WB TSS - Service Gallery up from CH8786 to CH8897 (CP29)	42	05-Jul-25 A	16-Aug-25		WB TSS - Service Gallery up from CH8786 to CH8897 (CP29)	
TC3020	WB TSS - Service Gallery up to CP30 (100m)	7	26-Oct-25	02-Nov-25		WB TSS - Service Gallery up to CP30 (100m)	
Same Rate as TBM Excavation (Last SG 170m behind TBM CH)		96	03-Jul-25 A	06-Oct-25			
A229450340	WB TBM Tunnelling CH8975-9068 (Pilot tunnel section) (93m 7.0F	72	03-Jul-25 A	12-Sep-25		WB TBM Tunnelling CH8975-9068 (Pilot tunnel section) (93m 7.0R/wk, 15% TRA)	
A229450350	WB TBM Tunnelling CH9068-9137 (cavern) (69m; 9.3R/wk, 10% T	24	13-Sep-25	06-Oct-25		WB TBM Tunnelling CH9068-9137 (cavern) (69m; 9.3R/wk, 10% TRA)	
WB TSS - Below Road Level Installation		34	01-Aug-25	03-Sep-25			
Service Gallery Civil Provision		18	16-Aug-25	03-Sep-25			
TC1100	WB TSS - Service Gallery Civil Provision up to CP29	18	16-Aug-25	03-Sep-25		WB TSS - Service Gallery Civil Provision up to CP29	
Low Point @ CP12		28	01-Aug-25	28-Aug-25			
TC11290	WB TSS - Low Point Sump Pit waterproofing & testing (after TBM	28	01-Aug-25	28-Aug-25		WB TSS - Low Point Sump Pit waterproofing & testing (after TBM dismantling)	
WB TSS - Corbel		100	21-Jul-25 A	28-Oct-25			
CP21-26		32	21-Jul-25 A	21-Aug-25			
A229424160	WB TSS - Corbel Structure & Curing at CP28	17	21-Jul-25 A	06-Aug-25		WB TSS - Corbel Structure & Curing at CP28	
TC11200	WB TSS - Corbel Structure & Curing up to CH8875 (R1017W)	15	07-Aug-25	21-Aug-25		WB TSS - Corbel Structure & Curing up to CH8875 (R1017W)	
CP26-31		4	18-Oct-25	21-Oct-25			
TC1930	WB TSS - Corbel Structure up to CP29 (25m)	4	18-Oct-25	21-Oct-25		WB TSS - Corbel Structure up to CP29 (25m)	
Concrete curing time before ISSG arrival		7	22-Oct-25	28-Oct-25			
TC1330	WB TSS - Corbel Structure up to CP29 (concrete curing)	7	22-Oct-25	28-Oct-25		WB TSS - Corbel Structure up to CP29 (concrete curing)	
WB TSS - OHVD		7	05-Aug-25	11-Aug-25			
TC11470	WB TSS - OHVD from CH8530 to CP26	4	05-Aug-25	08-Aug-25		WB TSS - OHVD from CH8530 to CP26	
TC11400	WB TSS - OHVD up to CP*26.5" blocked by CP27 WB Tym	3	09-Aug-25	11-Aug-25		WB TSS - OHVD up to CP*26.5" blocked by CP27 WB Tym	
WB TSS - Fire Board - Tunnel Crown with deletion up Ch8924		100	28-Jul-25 A	05-Nov-25			
D12555	WB TSS - Fire board - Tunnel Crown up to CP27	7	28-Jul-25 A	04-Aug-25		WB TSS - Fire board - Tunnel Crown up to CP27	
D12565	WB TSS - Fire board - Tunnel Crown up to CP28	8	29-Oct-25	05-Nov-25		WB TSS - Fire board - Tunnel Crown up to CP28	
WB TSS - Fire Board - Road level with deletion up Ch8924		268	21-Feb-25 A	15-Nov-25			
TC11430	WB TSS - Fire Board - Wall & OHVD Soffit from CP25 to CP26	268	21-Feb-25 A	15-Nov-25		WB TSS - Fire Board - Wall & OHVD Soffit from CP25 to CP26	
WB TSS - Road Barrier		86	01-Aug-25	25-Oct-25			
CPS		86	01-Aug-25	25-Oct-25			
A229447850	WB TSS - Road Barrier CPS up to CP26	6	01-Aug-25	08-Aug-25		WB TSS - Road Barrier CPS up to CP26	
A229447650	WB TSS - Road Barrier CPS up to CP28	6	07-Aug-25	14-Aug-25		WB TSS - Road Barrier CPS up to CP28	

- ◆ ◆ Milestones
- Planned Bar
- Actual Bar

ED/2018/04 Trunk Road T2 and Infrastructure Works
for Developments at South Apron
Three Months Rolling Programme (Aug25-Oct25)



Date	Revision	Checked	Approved

Activity ID	Activity Name	Dur	Start	Finish	2025		
					Aug	Sep	Oct
A229447860	WB TSS - Road Barrier CPS up to CP27	6	14-Oct-25	21-Oct-25			WB TSS - Road Barrier CPS up to CP27
TC1040	WB TSS - Road Barrier CPS up to CP29	4	22-Oct-25	25-Oct-25			WB TSS - Road Barrier CPS up to CP29
NCPS		16	20-Sep-25	16-Oct-25			
A229446430	WB TSS - Road Barrier NCPS up to CP26	6	20-Sep-25	27-Sep-25			WB TSS - Road Barrier NCPS up to CP26
A229446420	WB TSS - Road Barrier NCPS up to CP27	6	27-Sep-25	11-Oct-25			WB TSS - Road Barrier NCPS up to CP27
A229425611	WB TSS - Road Barrier NCPS up to CP28	4	11-Oct-25	16-Oct-25			WB TSS - Road Barrier NCPS up to CP28
WB TSS - E&M Brackets		363	24-Nov-24 A	21-Nov-25			
TC11030	WB TSS - E&M Brackets up to CP26	143	02-Jul-25 A	21-Nov-25			
NCPS		250	24-Nov-24 A	01-Aug-25			
TC11460	WB TSS - E&M Brackets NCPS from CH8450 to CP25	250	24-Nov-24 A	01-Aug-25			WB TSS - E&M Brackets NCPS from CH8450 to CP25
Eastbound (EB)		711	26-Nov-23 A	05-Nov-25			
EB TSS - TBM Temporary Services		7	11-Oct-25	18-Oct-25			
TBM slurry pipe relocation		7	11-Oct-25	18-Oct-25			
A229447680	TSS - EB NCPS Wall Pipe Relocation from CP23 to CP24	7	11-Oct-25	18-Oct-25			TSS - EB NCPS Wall Pipe Relocation from CP23 to CP24
EB TSS - Service Gallery		97	01-Aug-25	05-Nov-25			
CP21-26		97	01-Aug-25	05-Nov-25			
A229428552	EB TSS - Service Gallery up to CP 25	13	02-Sep-25	16-Sep-25			EB TSS - Service Gallery up to CP 25
A229428562	EB TSS - Service Gallery up to CP 26	13	17-Oct-25	01-Nov-25			EB TSS - Service Gallery up to CP 26
Same Rate as TBM Excavation (Last SG 170m behind TBM CH)		97	01-Aug-25	05-Nov-25			
EBTBM1380	EB TSS - Service Gallery up to CH8473	10	01-Aug-25	10-Aug-25			EB TSS - Service Gallery up to CH8473
EBTBM1390	TRA: Stoppage 1 before Full Face Rock	18	10-Aug-25	28-Aug-25			TRA: Stoppage 1 before Full Face Rock
EBTBM1400	EB TSS - Service Gallery up to CH8484	10	28-Aug-25	07-Sep-25			EB TSS - Service Gallery up to CH8484
EBTBM1410	EB TSS - Service Gallery up to CH8495 (11m; 4.8R/wk) and allow	7	07-Sep-25	14-Sep-25			EB TSS - Service Gallery up to CH8495 (11m; 4.8R/wk) and allow start of CP25 EB Tym
EBTBM1500	EB TSS - Service Gallery up to CH8505 (10m; 4.8R/wk)	7	14-Sep-25	21-Sep-25			EB TSS - Service Gallery up to CH8505 (10m; 4.8R/wk)
EBTBM1430	EB TSS - Service Gallery up to CH8548 (43m; 4.8R/wk)	29	21-Sep-25	20-Oct-25			EB TSS - Service Gallery up to CH8548 (43m; 4.8R/wk)
EBTBM1440	EB TSS - Service Gallery up to CH8578	16	20-Oct-25	05-Nov-25			EB TSS - Service Gallery up to CH8578
EB TSS - Below Road Level Installation		193	17-Feb-25 A	28-Aug-25			
Low Point Sump Pit		193	17-Feb-25 A	28-Aug-25			
Low Point @ CP12		193	17-Feb-25 A	28-Aug-25			
TC11330	EB TSS - Low Point Sump Pit waterproofing & testing (after TBM dismantling)	193	17-Feb-25 A	28-Aug-25			EB TSS - Low Point Sump Pit waterproofing & testing (after TBM dismantling)
EB TSS - Corbel		703	26-Nov-23 A	28-Oct-25			
CP21-26		703	26-Nov-23 A	28-Oct-25			
A229415982	EB TSS - Corbel Stoppage at CP23	641	26-Nov-23 A	27-Aug-25			EB TSS - Corbel Stoppage at CP23
A229415952	EB TSS - Corbel Structure up to CP24	8	18-Oct-25	28-Oct-25			EB TSS - Corbel Structure up to CP24
EB TSS - OHVD		93	01-Aug-25	01-Nov-25			
TC305	EB - ISSG Assembly (subject to ISSG availability)	14	01-Aug-25*	14-Aug-25			EB - ISSG Assembly (subject to ISSG availability)
CP21-26		4	28-Oct-25	01-Nov-25			
TC320	EB TSS - OHVD up to CP24	4	28-Oct-25	01-Nov-25			EB TSS - OHVD up to CP24
EB TSS - Road Barrier		8	28-Oct-25	05-Nov-25			
NCPS		8	28-Oct-25	05-Nov-25			
TC10160	EB TSS - Road Barrier NCPS up to CP24	8	28-Oct-25	05-Nov-25			EB TSS - Road Barrier NCPS up to CP24
08 CKL Tunnel		340	25-Nov-24 A	30-Oct-25			
Westbound (WB)		14	01-Aug-25	14-Aug-25			
WB CKL - Before TBM breakthrough		14	01-Aug-25	14-Aug-25			
Westbound (WB) Civil Works		14	01-Aug-25	14-Aug-25			
WB Type A		14	01-Aug-25	14-Aug-25			
E&M Brackets		14	01-Aug-25	14-Aug-25			
A229450100	CKL WB - E&M Bracket up to CP32	14	01-Aug-25	14-Aug-25			CKL WB - E&M Bracket up to CP32
WB EVB Portal		14	01-Aug-25	14-Aug-25			
A229450180	CKL WB EVB Portal - Road Barrier	14	01-Aug-25	14-Aug-25			CKL WB EVB Portal - Road Barrier
Eastbound (EB)		340	25-Nov-24 A	30-Oct-25			

- ◆ Milestones
- █ Planned Bar
- █ Actual Bar

ED/2018/04 Trunk Road T2 and Infrastructure Works
for Developments at South Apron
Three Months Rolling Programme (Aug25-Oct25)



Date	Revision	Checked	Approved

Activity ID	Activity Name	Dur	Start	Finish	2025		
					Aug	Sep	Oct
EB CKL - Before TBM breakthrough							
Eastbound (EB) Structure Works							
EB Type C							
OHVD							
A2050	EB Type C - OHVD Formwork Modification & Relocation	212	25-Nov-24 A	14-Aug-25	EB Type C - OHVD Formwork Modification & Relocation		
EB Type A D&Br							
OHVD							
A1800	EB D&Br - A1 OHVD Bay 5	21	15-Aug-25	04-Sep-25	EB D&Br - A1 OHVD Bay 5		
Eastbound (EB) Civil Works							
EB Type A							
A8980	CKL EB Type A - E&M Bracket	39	15-Aug-25	22-Sep-25	CKL EB Type A - E&M Bracket		
A229444530	EB - Type A - Road Barrier	36	10-Sep-25	30-Oct-25			
EB Type C							
A229444520	CKL EB Type C2/C3 - Road Barrier	42	31-Jul-25 A	10-Sep-25	CKL EB Type C2/C3 - Road Barrier		
A229450140	CKL EB Type C - MIMEP module installation	6	01-Aug-25	06-Aug-25	CKL EB Type C - MIMEP module installation		
A229450120	CKL EB Type C2/C3 - Black paint	7	10-Sep-25	17-Sep-25	CKL EB Type C2/C3 - Black paint		
A229450110	CKL EB Type C2/C3 - E&M Bracket	27	23-Sep-25	19-Oct-25	CKL EB Type C2/C3 - E&M Bracket		
EB Type A D&Br							
A229444700	EB Type A Dr&BI - MIMEP module installation	36	01-Aug-25	15-Sep-25	EB Type A Dr&BI - MIMEP module installation		
EB EVB Portal							
A229450150	CKL EB EVB Portal - Road Barrier	21	01-Aug-25	21-Aug-25	CKL EB EVB Portal - Road Barrier		
A229450160	CKL EB EVB Portal - Black paint	7	01-Aug-25	07-Aug-25	CKL EB EVB Portal - Black paint		
09 Cross Passages							
Cross Passages @ TSS & CKL Tunnel (CP7 to CP33)							
CP25 by Mini TBM							
TD0100	CP25 - EB - Tympanum Civil works CH8489	27	14-Sep-25	11-Oct-25	CP25 - EB - Tympanum Civil works CH8489		
A7950	CP25 - CP TBM cycle	18	11-Oct-25	29-Oct-25			
A8260	CP25 - Internal & Collar Structure & ABWF	60	29-Oct-25	28-Dec-25			
CP27 by Mini TBM							
TD0310	CP27 - WB - Tympanum Civil works CH8688 R0936W	27	17-Sep-25	14-Oct-25	CP27 - WB - Tympanum Civil works CH8688 R0936W		
CP28 by D&Br							
TD1030	CP28 - WB - Sawcut and breakin	6	01-Aug-25	06-Aug-25	CP28 - WB - Sawcut and breakin		
TD1250	CP28 - Advance excavation from WB (15m Length; 0.17m/d)	88	07-Aug-25	02-Nov-25			
CP29 by D&Br							
TD1310	CP29 - WB - Temporary Platform setup & Tympanum	35	13-Sep-25	17-Oct-25	CP29 - WB - Temporary Platform setup & Tympanum		
TD1320	CP29 - WB - Sawcut and break in	6	22-Oct-25	27-Oct-25	CP29 - WB - Sawcut and break in		
TD1330	CP29 - excavation from WB	88	28-Oct-25	23-Jan-26			
CP32 by D&BI							
A229438446	CP32 - Backfill	26	01-Aug-25	26-Aug-25	CP32 - Backfill		
A229438436	CP32 - Lining Structure	26	27-Aug-25	21-Sep-25	CP32 - Lining Structure		
A229422590	CP32 - Collar	26	22-Sep-25	17-Oct-25	CP32 - Collar		
CP33 by D&BI							
A1900	CP33 - Rock Plug Excavation Preparation Works	40	01-Aug-25	09-Sep-25	CP33 - Rock Plug Excavation Preparation Works		
A1710	CP33 - Rock Plug Excavation	26	10-Sep-25	05-Oct-25	CP33 - Rock Plug Excavation		
A1720	CP33 - CP33/Type E Junction	67	06-Oct-25	11-Dec-25			
10 East Ventilation Building - EVB							
E&M Works (by BYME)							
EVB1210	EVB - E&M works (B/F)	410	15-Mar-24 A	04-Aug-25	EVB - E&M works (B/F)		
EVB1300	EVB - E&M works (LG3/F)	385	26-Apr-24 A	12-Aug-25	EVB - E&M works (LG3/F)		
EVB1360	EVB - E&M works (LG2/F)	356	21-May-24 A	01-Aug-25	EVB - E&M works (LG2/F)		
EVB1440	EVB - E&M works (LG1/F)	340	10-Jul-24 A	29-Aug-25	EVB - E&M works (LG1/F)		

- ◆ Milestones
- █ Planned Bar
- █ Actual Bar

ED/2018/04 Trunk Road T2 and Infrastructure Works
for Developments at South Apron
Three Months Rolling Programme (Aug25-Oct25)



Date	Revision	Checked	Approved












Activity ID	Activity Name	Dur	Start	Finish	2025		
					Aug	Sep	Oct
EVB1500	EVB - E&M works (G/F)	337	07-Aug-24 A	23-Sep-25	EVB - E&M works (G/F)		
EVB Remaining Works (TBC)		198	13-Jun-25 A	27-Dec-25			
Facade works		138	13-Jun-25 A	28-Oct-25			
EVB1606	EVB - Aluminium Fins Installation	138	13-Jun-25 A	28-Oct-25	EVB - Aluminium Fins Installation		
Logistic Deck & Tower Crane Removal		15	29-Oct-25	12-Nov-25			
EVB1621	EVB - Tower Crane TC2 Removal TC2	15	29-Oct-25	12-Nov-25	EVB - Tower Crane TC2 Removal TC2		
Landscape works		60	29-Oct-25	27-Dec-25			
EVB1650	EVB - Landscape - Above G/F	60	29-Oct-25	27-Dec-25	EVB - Landscape - Above G/F		
VO - Recovery Vehicle Base (RVB) Construction		45	01-Aug-25	14-Sep-25			
EVB1810	RVB - Rock Excavation & Site Formation	45	01-Aug-25	14-Sep-25	RVB - Rock Excavation & Site Formation		
11 Tunnel E&M Installation		262	01-May-25 A	17-Jan-26			
WB - E&M Works		90	01-Aug-25	29-Oct-25			
WB - LV Cabling & LV Power On		90	01-Aug-25	29-Oct-25			
TF170	WB CKL - CP32-EVB Portal E&M installation	90	01-Aug-25*	29-Oct-25	WB CKL - CP32-EVB Portal E&M installation		
E&MC1180	01b. WB SUS CP1 to CP12 - E&M Installation (Final Stage)	60	29-Aug-25	28-Oct-25	01b. WB SUS CP1 to CP12 - E&M Installation (Final Stage)		
EB - E&M Works		262	01-May-25 A	17-Jan-26			
EB - LV Cabling & LV Power On		262	01-May-25 A	17-Jan-26			
E&MC1080	02. EB TSS - CP12-16 E&M installation	92	01-May-25 A	01-Aug-25	02. EB TSS - CP12-16 E&M installation		
E&MC1150	01b. EB SUS to TSS CP12 - E&M Installation (Final Stage)	60	13-Sep-25	12-Nov-25	01b. EB SUS to TSS CP12 - E&M Installation (Final Stage)		
E&MC1130	11. EB CKL - CP31 to EVB Portal - E&M installation	90	19-Oct-25	17-Jan-26	11. EB CKL - CP31 to EVB Portal - E&M installation		
E&MC1140	12. EB CKL - BT & S01 - E&M installation	90	19-Oct-25	17-Jan-26	12. EB CKL - BT & S01 - E&M installation		
14 Projectwide Final Works		283	29-Jan-25 A	07-Nov-25			
Tunnel Cladding		283	29-Jan-25 A	07-Nov-25			
Eastbound		261	29-Jan-25 A	16-Oct-25			
Typical Subframe & Cladding		261	29-Jan-25 A	16-Oct-25			
EB CPS		24	28-Aug-25	20-Sep-25			
VE10220	1. VE Panel - EB SUS (CPS) 400m	24	28-Aug-25	20-Sep-25	1. VE Panel - EB SUS (CPS) 400m		
EB NCPS		261	29-Jan-25 A	16-Oct-25			
VE10601	4. VE Panel - EB TSS CP12-17 (NCPS) 500m	237	29-Jan-25 A	22-Sep-25	4. VE Panel - EB TSS CP12-17 (NCPS) 500m		
VE10571	1. VE Panel - EB SUS (NCPS) 400m	24	21-Sep-25	14-Oct-25	1. VE Panel - EB SUS (NCPS) 400m		
VE10611	5. VE Panel - EB TSS CP17-21 (NCPS) 400m	24	23-Sep-25	16-Oct-25	5. VE Panel - EB TSS CP17-21 (NCPS) 400m		
Westbound		266	15-Feb-25 A	07-Nov-25			
Typical Subframe & Cladding		266	15-Feb-25 A	07-Nov-25			
WB CPS		24	15-Oct-25	07-Nov-25			
VE10021	1. VE Panel - WB SUS (CPS) 400m	24	15-Oct-25*	07-Nov-25	1. VE Panel - WB SUS (CPS) 400m		
VE10022	2. VE Panel - WB LSCC to CP7 (CPS) 150m	10	28-Oct-25	07-Nov-25	2. VE Panel - WB LSCC to CP7 (CPS) 150m		
WB NCPS		201	15-Feb-25 A	03-Sep-25			
VE10701	4. VE Panel - WB TSS CP12-17 (NCPS) 500m (subject to GTECH	177	15-Feb-25 A	10-Aug-25	4. VE Panel - WB TSS CP12-17 (NCPS) 500m (subject to GTECH h/o End Jun25)		
VE10731	5. VE Panel - WB TSS CP17-23 (NCPS) 600m	24	10-Aug-25*	03-Sep-25	5. VE Panel - WB TSS CP17-23 (NCPS) 600m		
Tunnel Pavement		30	01-Aug-25	30-Aug-25			
Westbound		30	01-Aug-25	30-Aug-25			
AGR10090	Pavement - WB Initial Layers CP1 to CP18	30	01-Aug-25	30-Aug-25	Pavement - WB Initial Layers CP1 to CP18		
Infrastructure Works		307	07-Jan-25 A	10-Nov-25			
06 Road S20		131	31-Mar-25 A	23-Sep-25			
Addition of Planter (Non Critical)		109	31-Mar-25 A	26-Aug-25			
A1140	S20 - Construction of Remaining Planter	109	31-Mar-25 A	26-Aug-25	S20 - Construction of Remaining Planter		
Run-in Remaining Works		107	08-May-25 A	23-Sep-25			
A1100	S20 - Run-in Remaining Works	107	08-May-25 A	23-Sep-25	S20 - Run-in Remaining Works		
VO - Modification of Irrigation System at Charging Station Run-in		12	01-Aug-25	15-Aug-25			
A1070	S20 - Shrubs Reinstatement (Non Critical)	12	01-Aug-25	15-Aug-25	S20 - Shrubs Reinstatement (Non Critical)		
07 Road L10(N)		213	01-Mar-25 A	29-Sep-25			


- ◆ Milestones
- Planned Bar
- Actual Bar

ED/2018/04 Trunk Road T2 and Infrastructure Works
for Developments at South Apron
Three Months Rolling Programme (Aug25-Oct25)



Date	Revision	Checked	Approved

Activity ID	Activity Name	Dur	Start	Finish	2025		
					Aug	Sep	Oct
L10(N) Landscape (KD-26)							
LN10110	L10(N) - Landscape softwork (TBC)	26	30-Aug-25	29-Sep-25			L10(N) - Landscape softwork (TBC)
L10(N) Remaining works							
LN10100	Road L10N - Drainage T&C	21	01-Aug-25	21-Aug-25			Road L10N - Drainage T&C
LN10150	Road L10N - Final Paving works & Road Marking	20	07-Sep-25	26-Sep-25			Road L10N - Final Paving works & Road Marking
L10 (N) Remaining Road Works (Subject to Manpower)							
A229450270	L10 (N) - Remaining Road Signage	136	01-Mar-25 A	27-Aug-25			L10 (N) - Remaining Road Signage
A229450280	L10 (N) - Remaining Road Lighting	30	01-Aug-25	06-Sep-25			L10 (N) - Remaining Road Lighting
08 Road L10(S) & L18							
L10(S) & L18 Landscape (KD-24)							
A229445710	L10 (S) & L18 - Landscape softwork (TBC)	25	01-Aug-25*	29-Aug-25			L10 (S) & L18 - Landscape softwork (TBC)
L10(S) & L18 Remaining works							
Roadside Area adjacent to L10(S)							
Roadworks							
A229448810	Roadside Area adjacent to L10S - Road works	30	01-Aug-25*	30-Aug-25			Roadside Area adjacent to L10S - Road works
Landscape							
A229448820	Roadside Area adjacent to L10S - Landscape (TBC)	30	30-Sep-25	29-Oct-25			
Miscellaneous Road Works							
A1190	L10 (S) Carriageway - Construction of Remaining Islands	161	07-Jan-25 A	06-Aug-25			L10 (S) Carriageway - Construction of Remaining Islands
Preparation for Road Opening (L10S)							
A229450210	L10 (S) Carriageway - Final Paving Works & Road Marking	75	26-Apr-25 A	02-Aug-25			L10 (S) Carriageway - Final Paving Works & Road Marking
10 Lam Chak Street / Kai Hing Road Modification							
LCS/KHR Modification (KD-19)							
VO - Additional Road Lighting at Stage 1 Area							
A229450080	VO - Additional Road Lighting installation	30	11-Oct-25	10-Nov-25			

- ◆ Milestones
-  Planned Bar
-  Actual Bar

ED/2018/04 Trunk Road T2 and Infrastructure Works
for Developments at South Apron
Three Months Rolling Programme (Aug25-Oct25)



Date	Revision	Checked	Approved

Activity ID	Activity Name	Original Duration	Early Start	Early Finish	Late Start	Late Finish	Actual Start	Actual Finish	Predecessor Details	2025			
										Aug 44	Sep 45	Oct 46	Nov 47
Trunk Road T2 - Traffic Control & Surveillance System & Associated Works		840	01-Sep-25	03-Jul-26	01-Apr-24	31-Oct-26	29-Aug-23						
Access Dates		75	01-Sep-25	15-Nov-25	02-Apr-24	07-Aug-25							
AC1010b	Portion 2 - LSCC to CP7 (NCP Side) - WB	0	01-Sep-25		02-Oct-24								
AC1010c	Portion 2 - LSCC to CP7 (Under OHVD) - WB	0	01-Sep-25		15-May-25								
AC1010d	Portion 2 - LSCC to CP7 (VSL Signage Anchors & Niche Cabinet) - EB & WB	0	01-Sep-25		28-Jan-25								
AC1010f	Portion 2 - LSCC to CP7 (CP Side) - EB	0	01-Sep-25		02-Oct-24								
AC1010g	Portion 2 - LSCC to CP7 (Under OHVD) - EB	0	01-Sep-25		15-May-25								
AC1010h	Portion 2 - LSCC to CP7 (NCP Side) - EB	0	01-Sep-25		02-Oct-24								
AC1030	Portion 4 - TKO-LTT (LT Interchange)	0	01-Sep-25		02-Apr-24								
AC1040	Underpass S21	0	01-Sep-25		16-Jan-25								
AC1050i	Portion 2 - LS - CKL Tunnel CP7 to CP11 (Niche cabinet) - EB	0	01-Sep-25		15-Feb-25								
AC1050j	Portion 2 - LS - CKL Tunnel CP7 to CP11 (Niche cabinet) - WB	0	01-Sep-25		31-Jan-25								
AC1060i	Portion 2 - LS - CKL Tunnel CP11 to CP16 (Niche Cabinet) - EB & WB	0	01-Sep-25		15-May-25								
AC1070i	Portion 2 - LS - CKL Tunnel CP16 to CP21 (Niche Cabinet) - EB & WB	0	01-Sep-25		07-Aug-25								
AC1080b	Portion 2 - LS - CKL Tunnel CP24 to CP26 (Service Gallery) - EB	0	01-Sep-25		13-Feb-25								
AC1080f	Portion 2 - LS - CKL Tunnel CP24 to CP26 (Road Level) - WB	0	01-Sep-25		04-Sep-24								
AC1080i	Portion 2 - LS - CKL Tunnel CP21 to CP24 (Niche Cabinet) - WB	0	01-Sep-25		14-Feb-25								
AC1090c	Portion 2 - LS - CKL Tunnel CP26 to CP30 (Road Level) - WB	0	01-Sep-25		27-Aug-24								
AC1090d	Portion 2 - LS - CKL Tunnel CP26 to CP30 (Service Gallery) - WB	0	01-Sep-25		19-Dec-24								
AC1090e	Portion 2 - LS - CKL Main Tunnel CP29 to CP32 (Road Level) - EB	0	01-Sep-25		02-Sep-24								
AC1090f	Portion 2 - LS - CKL Main Tunnel CP29 to CP32 (Service Gallery) - EB	0	01-Sep-25		21-Jan-25								
AC1090g	Portion 2 - LS - CKL Main Tunnel CP30 to CP32 (Road Level) - WB	0	01-Sep-25		17-Sep-24								
AC1090h	Portion 2 - LS - CKL Main Tunnel CP30 to CP32 (Service Gallery) - WB	0	01-Sep-25		21-Jan-25								
AC1080a	Portion 2 - LS - CKL Tunnel CP21 to CP26 (Road Level) - EB	0	15-Sep-25		29-Jul-24								
AC1090a	Portion 2 - LS - CKL Tunnel CP26 to CP29 (Road Level) - EB	0	15-Sep-25		07-Sep-24								
AC1120a	Portion 2 - LS - CKL Final Connection (Service Gallery) - WB	0	15-Sep-25		01-Mar-25								
AC1120	Portion 2 - LS - CKL Final Connection (Road Level) - WB	0	30-Sep-25		25-Sep-24								
AC1090b	Portion 2 - LS - CKL Tunnel CP26 to CP29 (Service Gallery) - EB	0	15-Oct-25		17-Jan-25								
AC1110	Portion 2 - LS - CKL Final Connection (Service Gallery) - EB	0	15-Nov-25		01-Mar-25								
Milestones of Contract T2		0	01-Sep-25	01-Sep-25	27-Mar-25	27-Mar-25							
KD1050	Commencement of Project-wide FSD Inspection - Contract T2	0	01-Sep-25		27-Mar-25								
Summary by Cost Center		553	01-Sep-25	03-Jul-26	01-Apr-24	21-May-25	01-Apr-24						
Cost Center B - Central System		108	01-Sep-25	09-Jan-26	16-Aug-24	11-Apr-25	22-Jul-25						
SC1090	SAT Plan Submission & Approval for Central System	78	01-Sep-25	30-Oct-25	11-Apr-25	11-Apr-25	22-Jul-25		DS3500: SS				
SC1080	Site Installation of Central System	95	16-Sep-25	09-Jan-26	16-Aug-24	22-Jan-25			SW1100: SS, SW1120: SS, SW1960: SS, SW1090: SS, SW1670: SS, SW1770: SS				
Cost Center C - Traffic Control Devices		468	01-Sep-25	15-Apr-26	23-Sep-24	11-Apr-25	23-Sep-24						

Activity ID	Activity Name	Original Duration	Early Start	Early Finish	Late Start	Late Finish	Actual Start	Actual Finish	Predecessor Details	2025			
										Aug 44	Sep 45	Oct 46	Nov 47
SC1200	SCT Plan Submission & Approval for Traffic Control Devices	0	01-Sep-25	05-Sep-25	23-Sep-24	22-Feb-25	23-Sep-24		DS2980: SS				
SC1210	Site Installation of Traffic Control Devices	166	01-Sep-25	15-Apr-26	22-Feb-25	22-Feb-25	05-Mar-25		SW1110: SS				
SC1220	SAT Plan Submission & Approval for Traffic Control Devices	84	01-Sep-25	10-Dec-25	30-Dec-24	11-Apr-25			DS3540: SS				
Cost Center D - Communication System		336	01-Sep-25	10-Jan-26	16-Aug-24	22-Jan-25	28-Nov-24						
SC1350	SAT Plan Submission & Approval for Communication System	0	01-Sep-25	09-Sep-25	28-Nov-24	31-Dec-24	28-Nov-24		DS3580: SS				
SC1330	Site Installation of Communication System	55	06-Nov-25	10-Jan-26	16-Aug-24	22-Jan-25			SW1100: SS, SW1120: SS, SW1960: SS				
Cost Center E - CCTV System		332	01-Sep-25	29-Dec-25	18-Nov-24	28-Mar-25	18-Nov-24						
SC1480	SAT Plan Submission & Approval for CCTV System	0	01-Sep-25	14-Oct-25	18-Nov-24	28-Mar-25	18-Nov-24		DS3620: SS				
SC1470	Site Installation of CCTV System	76	01-Sep-25	29-Dec-25	25-Nov-24	25-Nov-24	31-Mar-25		SW1060: SS, SW1940: SS				
Cost Center F - PABX System		404	01-Sep-25	03-Jul-26	27-Dec-24	21-May-25	27-Dec-24						
SC1590	Site Installation of PABX System	120	01-Sep-25	11-Nov-25	27-Dec-24	07-Apr-25	27-Dec-24		SW2380: SS				
SC1620	SCT of PABX System	241	11-Sep-25	03-Jul-26	28-Jan-25	21-May-25			SW2770: SS, SW2770a: SS				
Cost Center G - ET System		251	01-Sep-25	30-Oct-25	27-Dec-24	21-Apr-25	27-Dec-24						
SC1740	SAT Plan Submission & Approval for ET System	0	01-Sep-25	08-Sep-25	27-Dec-24	21-Apr-25	27-Dec-24		DS3700: SS				
SC1720	Site Installation of ET System	74	01-Sep-25	30-Oct-25	15-Feb-25	22-Feb-25	15-Feb-25		SW2340: SS				
Cost Center H - PA System		190	01-Sep-25	28-Oct-25	01-Nov-24	07-May-25	01-Nov-24						
SC1860	Site Installation of PA System	130	01-Sep-25	28-Oct-25	01-Nov-24	31-Mar-25	01-Nov-24		SW2370: SS, SW3170: FF				
SC1870	SAT Plan Submission & Approval for PA System	0	01-Sep-25	10-Sep-25	18-Nov-24	07-May-25	18-Nov-24		DS3740: SS				
Cost Center I - Radio System		132	01-Sep-25	07-Jan-26	22-Apr-24	21-Apr-25	04-Jul-25						
SC2000	SAT Plan Submission & Approval for Radio System	84	01-Sep-25	11-Oct-25	21-Apr-25	21-Apr-25	04-Jul-25		DS3780: SS				
SC1990	Site Installation of Radio System	106	01-Sep-25	07-Jan-26	22-Feb-25	22-Feb-25	18-Aug-25		SW2390: SS				
SC1930	Installation Drawing Preparation, Submission & Approval for Radio System	60	01-Sep-25	12-Nov-25	22-Apr-24	06-Feb-25			DS6130: SS				
Cost Center J - Detection System		425	01-Sep-25	02-Apr-26	07-Oct-24	16-Apr-25	02-Nov-24						
SC2110	SCT Plan Submission & Approval for Detection System	0	01-Sep-25	08-Sep-25	02-Nov-24	17-Jan-25	02-Nov-24		DS3260: SS				
SC2120	Site Installation of Detection System	156	01-Sep-25	02-Apr-26	07-Oct-24	25-Nov-24	31-Mar-25		SW1070: SS, SW1250: SS				
SC2130	SAT Plan Submission & Approval for Detection System	84	01-Sep-25	10-Dec-25	04-Jan-25	16-Apr-25			DS3820: SS				
Cost Center K - Manual Fallback System		284	01-Sep-25	20-Nov-25	25-Nov-24	22-Feb-25	31-Dec-24						
SC2240	Site Installation of Manual Fallback System	0	01-Sep-25	20-Nov-25	25-Nov-24	25-Nov-24	31-Dec-24		EM1110: FS				
SC2270	SAT Plan Submission & Approval for Manual Fallback System	84	01-Sep-25	30-Oct-25	22-Feb-25	22-Feb-25	22-Jul-25		DS3860: SS				
Cost Center L - Speed Enforcement System		439	01-Sep-25	31-Mar-26	10-Dec-24	21-May-25	28-Aug-24						
SC2370	SCT Plan Submission & Approval for Speed Enforcement System	98					28-Aug-24	21-Aug-25	DS3380: SS				
SC2380	Reliability Test Plan Submission & Approval for Speed Enforcement System	84	01-Sep-25	11-Oct-25	21-Dec-24	11-Apr-25	21-Dec-24		DS3940: SS				
SC2340	Installation Drawing Preparation, Submission & Approval for Speed Enforcement System	60	01-Sep-25	25-Sep-25	10-Mar-25	10-Mar-25	12-Jul-25		DS6290: SS				
SC2400	SCT of Speed Enforcement System	102	01-Sep-25	31-Mar-26	21-May-25	21-May-25	21-Aug-25		DS8860: FS				
SC2390	Site Installation of Speed Enforcement System	37	01-Sep-25	15-Oct-25	10-Dec-24	22-Mar-25			SW2330: SS				
Cost Center M - Power Distribution System		98	01-Sep-25	14-Jan-26	01-Apr-24	21-Mar-25	01-Apr-24						
SC2480	Site Installation of Power Distribution System	98	01-Sep-25	14-Jan-26	01-Apr-24	21-Mar-25	01-Apr-24		SW1920: SS, SW2250: SS, SW1650: SS				
Operation Facilities		283	01-Sep-25	10-Dec-25	19-Aug-24	11-Apr-25	31-Dec-24						
SC2680	Site Installation of Operation Facilities	0	01-Sep-25	20-Nov-25	07-Nov-24	07-Nov-24	31-Dec-24		EM1120: FS				
SC2630	Installation Drawing Preparation, Submission & Approval for Operation Facilities	53	01-Sep-25	04-Nov-25	19-Aug-24	22-Oct-24			DS6250: SS				
SC2710	SAT Plan Submission & Approval for Operation Facilities	84	01-Sep-25	10-Dec-25	30-Dec-24	11-Apr-25			DS3900: SS				
Design & Submissions		304	01-Sep-25	01-Sep-25	27-Aug-24	25-Jun-25	29-Aug-23						
FSP Submissions (42 Working Days after Commencement of FSP)		304	01-Sep-25	01-Sep-25	27-Aug-24	25-Jun-25	29-Aug-23						
FSP Batch 1 Submission		304	01-Sep-25	01-Sep-25	27-Aug-24	25-Jun-25	29-Aug-23						
Central System		304	01-Sep-25	01-Sep-25	27-Aug-24	25-Jun-25	29-Aug-23						
Traffic Plan Review & Combine		140	01-Sep-25	01-Sep-25	27-Aug-24	27-Aug-24	28-Dec-23						
DS7300	Traffic Plan Review & Combine Workshop	140	01-Sep-25	01-Sep-25	27-Aug-24	27-Aug-24	28-Dec-23		DS1830: FS 22				
IT Security Risk Assessment Plan		30	01-Sep-25	01-Sep-25	25-Jun-25	25-Jun-25	29-Aug-23						



■ Remaining Work ◆ ◆ Milestone
■ Critical Activity
■ Actual Work

Date	Revision	Checked	Approved
31-Aug-25	Rev. 0	MY	

Activity ID	Activity Name	Original Duration	Early Start	Early Finish	Late Start	Late Finish	Actual Start	Actual Finish	Predecessor Details	2025			
										Aug 44	Sep 45	Oct 46	Nov 47
DS7440	Approval on IT Security Risk Assessment Plan	30	01-Sep-25	01-Sep-25	25-Jun-25	25-Jun-25	29-Aug-23		DS7430: FS				
Interface Coordination & Integration with Other Parties		72	01-Sep-25	26-Nov-25	06-Apr-24	03-Jul-24							
Interfacing Coordination with T2		72	01-Sep-25	26-Nov-25	06-Apr-24	03-Jul-24							
Preliminary Interfacing Management Plan (PIMP)		72	01-Sep-25	26-Nov-25	06-Apr-24	03-Jul-24							
DS6890	Prepare & Submit PIMP with T2	24	01-Sep-25	27-Sep-25	06-Apr-24	04-May-24			DS2680: FS 211				
DS6900	Comment on PIMP with T2	24	29-Sep-25	28-Oct-25	06-May-24	03-Jun-24			DS6890: FS				
DS6910	Resubmit PIMP with T2	12	30-Oct-25	12-Nov-25	04-Jun-24	18-Jun-24			DS6900: FS				
DS6920	Approval of PIMP with T2	12	13-Nov-25	26-Nov-25	19-Jun-24	03-Jul-24			DS6910: FS				
Drawing & Installation Method Statement Submissions		60	01-Sep-25	12-Nov-25	22-Apr-24	10-Mar-25	26-Jul-25						
Installation Drawing Submission		60	01-Sep-25	12-Nov-25	22-Apr-24	10-Mar-25	26-Jul-25						
Radio System		60	01-Sep-25	12-Nov-25	22-Apr-24	06-Feb-25							
DS6130	Prepare & Submit Installation Drawing for Radio System	12	01-Sep-25	13-Sep-25	22-Apr-24	06-May-24			DS2154: FS				
DS6140	Comment on Installation Drawing for Radio System	24	15-Sep-25	14-Oct-25	07-Dec-24	06-Jan-25			DS6130: FS				
DS6150	Resubmit Installation Drawing for Radio System	12	15-Oct-25	28-Oct-25	07-Jan-25	20-Jan-25			DS6140: FS				
DS6160	Approval of Installation Drawing for Radio System	12	30-Oct-25	12-Nov-25	21-Jan-25	06-Feb-25			DS6150: FS, SC1930: FF				
Operation Facility		53	01-Sep-25	04-Nov-25	19-Aug-24	22-Oct-24							
DS6250	Prepare & Submit Installation Drawing for Operation Facility	5	01-Sep-25	05-Sep-25	19-Aug-24	23-Aug-24			DS2532: FS				
DS6260	Comment on Installation Drawing for Operation Facility	24	06-Sep-25	04-Oct-25	24-Aug-24	21-Sep-24			DS6250: FS				
DS6270	Resubmit Installation Drawing for Operation Facility	12	06-Oct-25	20-Oct-25	23-Sep-24	07-Oct-24			DS6260: FS				
DS6280	Approval of Installation Drawing for Operation Facility	12	21-Oct-25	04-Nov-25	08-Oct-24	22-Oct-24			DS6270: FS, SC2630: FF				
Speed Enforcement System		38	01-Sep-25	25-Sep-25	13-Feb-25	10-Mar-25	26-Jul-25						
DS6300	Comment on Installation Drawing for Speed Enforcement System	24					26-Jul-25	04-Aug-25	DS6290: FS				
DS6310	Resubmit Installation Drawing for Speed Enforcement System	12	01-Sep-25	11-Sep-25	13-Feb-25	24-Feb-25	05-Aug-25		DS6300: FS				
DS6320	Approval of Installation Drawing for Speed Enforcement System	12	12-Sep-25	25-Sep-25	25-Feb-25	10-Mar-25			DS6310: FS, SC2340: FF				
SCT Plan Submissions		412	01-Sep-25	08-Sep-25	10-Jan-25	22-Feb-25	24-Dec-24						
Traffic Control Devices		387	01-Sep-25	05-Sep-25	18-Feb-25	22-Feb-25	11-Feb-25						
DS8910	Resubmission of SCT Plan for Traffic Control Devices	12					11-Feb-25	08-Aug-25	DS3010: FS				
DS8920	Approval of SCT Plan for Traffic Control Devices	24	01-Sep-25	05-Sep-25	18-Feb-25	22-Feb-25	09-Aug-25		DS8910: FS, SC1200: FF				
Detection System		64	01-Sep-25	08-Sep-25	10-Jan-25	17-Jan-25	24-Jun-25						
DS9150	Resubmission of SCT Plan for Detection System	12					24-Jun-25	11-Aug-25	DS9100: FS				
DS9160	Approval of SCT Plan for Detection System	24	01-Sep-25	08-Sep-25	10-Jan-25	17-Jan-25	12-Aug-25		SC2110: FF, DS9150: FS				
Speed Enforcement System		412					24-Dec-24	21-Aug-25					
DS8850	Resubmission of SCT Plan for Speed Enforcement System	12					24-Dec-24	11-Aug-25	DS3410: FS				
DS8860	Approval of SCT Plan for Speed Enforcement System	24					12-Aug-25	21-Aug-25	DS8850: FS, SC2370: FF				
SAT Plan Submissions		454	01-Sep-25	10-Dec-25	21-Dec-24	07-May-25	14-Jan-25						
Central System		49	01-Sep-25	30-Oct-25	13-Feb-25	11-Apr-25	22-Jul-25						
DS3500	Submission of Central System SAT Plan	18					22-Jul-25	18-Aug-25	DS2940: FS				
DS3510	Comment on SAT Plan/ Workshops (System Briefing & Comment Discussion)	24	01-Sep-25	15-Sep-25	13-Feb-25	27-Feb-25	19-Aug-25		DS3500: FS				
DS3520	Resubmission of SAT Plan for Central System	12	16-Sep-25	29-Sep-25	28-Feb-25	13-Mar-25			DS3510: FS				
DS3530	Approval of SAT Plan for Central System	24	30-Sep-25	30-Oct-25	14-Mar-25	11-Apr-25			SC1090: FF, DS3520: FS				
Traffic Control Devices		84	01-Sep-25	10-Dec-25	30-Dec-24	11-Apr-25							
DS3540	Submission of Traffic Control Devices System SAT Plan	24	01-Sep-25	27-Sep-25	30-Dec-24	27-Jan-25			DS2980: FS				
DS3550	Comment on SAT Plan/ Workshops (System Briefing & Comment Discussion)	24	29-Sep-25	28-Oct-25	28-Jan-25	27-Feb-25			DS3540: FS				
DS3560	Resubmission of SAT Plan for Traffic Control Devices	12	30-Oct-25	12-Nov-25	28-Feb-25	13-Mar-25			DS3550: FS				
DS3570	Approval of SAT Plan for Traffic Control Devices	24	13-Nov-25	10-Dec-25	14-Mar-25	11-Apr-25			SC1220: FF, DS3560: FS				
Communication System		404	01-Sep-25	09-Sep-25	21-Dec-24	31-Dec-24	30-Apr-25						
DS9110	Resubmission of SAT Plan for Communication System	12					30-Apr-25	12-Aug-25	DS3610: FS				
DS9120	Approval of SAT Plan for Communication System	24	01-Sep-25	09-Sep-25	21-Dec-24	31-Dec-24	13-Aug-25		SC1350: FF, DS9110: FS				
CCTV System		390	01-Sep-25	14-Oct-25	15-Feb-25	28-Mar-25	14-Jan-25						
DS3640	Resubmission of SAT Plan for CCTV System	12	01-Sep-25	13-Sep-25	15-Feb-25	28-Feb-25	14-Jan-25		DS3630: FS				
DS3650	Approval of SAT Plan for CCTV System	24	15-Sep-25	14-Oct-25	01-Mar-25	28-Mar-25			SC1480: FF, DS3640: FS				



■ Remaining Work ◆ Milestone
■ Critical Activity
■ Actual Work

Date	Revision	Checked	Approved
31-Aug-25	Rev. 0	MY	

Activity ID	Activity Name	Original Duration	Early Start	Early Finish	Late Start	Late Finish	Actual Start	Actual Finish	Predecessor Details	2025			
										Aug 44	Sep 45	Oct 46	Nov 47
ET System		162	01-Sep-25	08-Sep-25	14-Apr-25	21-Apr-25	19-Feb-25						
DS3720	Resubmission of SAT Plan for ET System	12					19-Feb-25	11-Aug-25	DS3710: FS				
DS3730	Approval of SAT Plan for ET System	24	01-Sep-25	08-Sep-25	14-Apr-25	21-Apr-25	12-Aug-25		SC1740: FF, DS3720: FS				
PA System		364	01-Sep-25	10-Sep-25	25-Apr-25	07-May-25	11-Apr-25						
DS9130	Resubmission of SAT Plan for PA System	12					11-Apr-25	13-Aug-25	DS3770: FS				
DS9140	Approval of SAT Plan for PA System	24	01-Sep-25	10-Sep-25	25-Apr-25	07-May-25	14-Aug-25		SC1870: FF, DS9130: FS				
Radio System		62	01-Sep-25	11-Oct-25	12-Mar-25	21-Apr-25	04-Jul-25						
DS3780	Submission of Radio System SAT Plan	24					04-Jul-25	31-Jul-25	DS3220: FS 48				
DS3790	Comment on SAT Plan/ Workshops (System Briefing & Comment Discussion)	24					01-Aug-25	21-Aug-25	DS3780: FS				
DS3800	Resubmission of SAT Plan for Radio System	12	01-Sep-25	11-Sep-25	12-Mar-25	22-Mar-25	22-Aug-25		DS3790: FS				
DS3810	Approval of SAT Plan for Radio System	24	12-Sep-25	11-Oct-25	24-Mar-25	21-Apr-25			SC2000: FF, DS3800: FS				
Detection System		84	01-Sep-25	10-Dec-25	04-Jan-25	16-Apr-25							
DS3820	Submission of Detection System SAT Plan	24	01-Sep-25	27-Sep-25	04-Jan-25	04-Feb-25			DS3260: FS 72				
DS3830	Comment on SAT Plan/ Workshops (System Briefing & Comment Discussion)	24	29-Sep-25	28-Oct-25	05-Feb-25	04-Mar-25			DS3820: FS				
DS3840	Resubmission of SAT Plan for Detection System	12	30-Oct-25	12-Nov-25	05-Mar-25	18-Mar-25			DS3830: FS				
DS3850	Approval of SAT Plan for Detection System	24	13-Nov-25	10-Dec-25	19-Mar-25	16-Apr-25			SC2130: FF, DS3840: FS				
Manual Fallback Control System		49	01-Sep-25	30-Oct-25	23-Dec-24	22-Feb-25	22-Jul-25						
DS3860	Submission of Manual Fallback Control System SAT Plan	24					22-Jul-25	18-Aug-25	DS3300: FS				
DS3870	Comment on SAT Plan/ Workshops (System Briefing & Comment Discussion)	24	01-Sep-25	15-Sep-25	23-Dec-24	08-Jan-25	19-Aug-25		DS3860: FS				
DS3880	Resubmission of SAT Plan for Manual Fallback Control System	12	16-Sep-25	29-Sep-25	09-Jan-25	22-Jan-25			DS3870: FS				
DS3890	Approval of SAT Plan for Manual Fallback Control System	24	30-Sep-25	30-Oct-25	23-Jan-25	22-Feb-25			SC2270: FF, DS3880: FS				
Operation Facility		84	01-Sep-25	10-Dec-25	30-Dec-24	11-Apr-25							
DS3900	Submission of Operation Facility SAT Plan	24	01-Sep-25	27-Sep-25	30-Dec-24	27-Jan-25			DS3340: FS				
DS3910	Comment on SAT Plan/ Workshops (System Briefing & Comment Discussion)	24	29-Sep-25	28-Oct-25	28-Jan-25	27-Feb-25			DS3900: FS				
DS3920	Resubmission of SAT Plan for Operation Facility	12	30-Oct-25	12-Nov-25	28-Feb-25	13-Mar-25			DS3910: FS				
DS3930	Approval of SAT Plan for Operation Facility	24	13-Nov-25	10-Dec-25	14-Mar-25	11-Apr-25			SC2710: FF, DS3920: FS				
Speed Enforcement System		87	01-Sep-25	11-Oct-25	03-Mar-25	11-Apr-25	22-Feb-25						
DS3960	Resubmission of Reliability Test Plan for Speed Enforcement System	12	01-Sep-25	11-Sep-25	03-Mar-25	13-Mar-25	22-Feb-25		DS3950: FS				
DS3970	Approval of Reliability Test Plan for Speed Enforcement System	24	12-Sep-25	11-Oct-25	14-Mar-25	11-Apr-25			SC2380: FF, DS3960: FS				
Training Document & O&M Manual Submission for T2/TKOLTT TCSS		65	01-Sep-25	18-Nov-25	06-Jun-26	22-Aug-26							
DS3980	Submit Document for System Description	6	01-Sep-25	06-Sep-25	06-Jun-26	12-Jun-26			DS3580: SS 30				
DS4010	Submit System Administration Manual	11	08-Sep-25	19-Sep-25	13-Jun-26	26-Jun-26			DS3980: FS				
DS4020	Submit Training Manual	48	20-Sep-25	18-Nov-25	27-Jun-26	22-Aug-26			DS4010: FS				
Site Installation and Testing & Commissioning		540	01-Sep-25	14-Feb-26	02-Apr-24	31-Oct-26	01-Apr-24						
Portion 4 - TKO-LTT (LT Interchange)		175	01-Sep-25	10-Jan-26	02-Apr-24	03-Feb-25	30-Jun-25						
SW1020	Inspect Civil Provisions & Submit Inspection Report	12	01-Sep-25	13-Sep-25	02-Apr-24	16-Apr-24			DS6600: FS, DS6680: FS, DS6760: FS, DS6840: FS, AC1030: SS				
SW1030	Rectify Civil Provision Defects by Others	18	15-Sep-25	06-Oct-25	17-Apr-24	08-May-24			SW1020: FS				
Installation Works		175	01-Sep-25	10-Jan-26	23-Apr-24	03-Feb-25	30-Jun-25						
SW1080	Laying of Signal Cable - the 1st Section	38	01-Sep-25	31-Dec-25	23-Apr-24	22-Aug-24	30-Jun-25		DS8480: FS, DS8580: FS				
SW1040	Install Cable Containments	98	24-Sep-25	19-Dec-25	29-May-24	22-Aug-24	25-Aug-25		DS6400: FS, DS6540: FS, SW1030: SS 8				
SW1060	Install CCTV Camera	115	24-Sep-25	10-Jan-26	17-Oct-24	03-Feb-25	25-Aug-25		DS4090: FS, DS6440: FS, SW1040: SS, SW1930: SS				
SW1070	Install Detection Camera	115	24-Sep-25	10-Jan-26	03-Oct-24	17-Jan-25	25-Aug-25		DS4490: FS, DS6440: FS, DS7500: FS, SW1040: SS, SW1930: SS				
SW1110	Install Traffic Control Devices	115	24-Sep-25	10-Jan-26	05-Aug-24	19-Nov-24	25-Aug-25		DS2810: FS, EM1650: FS, DS8250: FS, SW1040: SS, SW1930: SS				



GTECH Services (Hong Kong) Limited

■ Remaining Work
 ◆ Critical Activity
 ■ Actual Work
 ◆ Milestone

Date	Revision	Checked	Approved
31-Aug-25	Rev. 0	MY	

Activity ID	Activity Name	Original Duration	Early Start	Early Finish	Late Start	Late Finish	Actual Start	Actual Finish	Predecessor Details	2025			
										Aug 44	Sep 45	Oct 46	Nov 47
SW1130	Install VLSL on Gantry	14	10-Sep-25	25-Sep-25	02-Sep-24	17-Sep-24			SC1210: FF, DS2810: FS, EM1650: FS, DS8250: FS, SW1040: SS 14				
SW1140	Install PVMS on Gantry	14	10-Sep-25	25-Sep-25	04-Jul-24	19-Jul-24			SC1210: FF, EM1030: FS, DS2810: FS, EM1650: FS, DS8250: FS, SW1040: SS 14				
SW1170	Install Manual Barriers	24	02-Oct-25	31-Oct-25	29-Oct-24	25-Nov-24			SW1130: FS, SW1140: SS 18				
SW1050	Install Equipment Racks	24	08-Oct-25	05-Nov-25	19-Jul-24	15-Aug-24			SW1140: SS 13, SW1030: FS				
SW1100	Install Server Equipment	36	06-Nov-25	17-Dec-25	16-Aug-24	27-Sep-24			DS4440: FS, DS4340: FS, SW1050: FS				
SW1120	Install Equipment in Kiosk C	12	06-Nov-25	19-Nov-25	13-Sep-24	27-Sep-24			DS4340: FS, DS4440: FS, SW1050: FS				
Portion 1 - South Apron Up to SUS		96	01-Sep-25	24-Dec-25	31-May-24	25-Nov-24							
SW1210	Inspect Civil Provisions & Submit Inspection Report	12	01-Sep-25	13-Sep-25	31-May-24	14-Jun-24			AC1000: SS				
SW1220	Rectify Civil Provision Defects by Others	18	15-Sep-25	06-Oct-25	15-Jun-24	06-Jul-24			SW1210: FS				
Installation Works		96	01-Sep-25	24-Dec-25	18-Jul-24	25-Nov-24							
SW1350	Signal Cable Laying - the 2nd Section	54	01-Sep-25	05-Nov-25	21-Sep-24	25-Nov-24			SW1260: FS 33				
SW1230	Install Cable Containments - the 1st Section	48	08-Oct-25	03-Dec-25	18-Jul-24	11-Sep-24			SC2480: FF, DS6404: FS, DS6540: FS, SW1220: FS				
SW1250	Install Detection Cameras	24	22-Oct-25	19-Nov-25	07-Oct-24	04-Nov-24			DS4490: FS, DS6440: FS, DS7500: FS, SW1230: SS 12, SW2000: SS 12				
SW1240	Install CCTV Camera	24	27-Nov-25	24-Dec-25	07-Oct-24	04-Nov-24			SC1470: FF, DS4090: FS, DS6440: FS, SW1230: SS 42				
Portion 2 - Tunnel Section, Service Gallery, WVB & EVB		540	01-Sep-25	14-Feb-26	29-Jul-24	31-Oct-26	01-Apr-24						
Tunnel Section		309	01-Sep-25	14-Feb-26	29-Jul-24	21-May-25	25-Feb-25						
Tunnel Section - LSCC to CP7		97	01-Sep-25	29-Nov-25	10-Sep-24	07-Apr-25	24-Mar-25						
SW3080	Inspect Civil Provisions & Submit Inspection Report	3	01-Sep-25	03-Sep-25	20-Sep-24	23-Sep-24			AC1010a: SS				
SW3090	Rectify Civil Provision Defects by Others	6	04-Sep-25	10-Sep-25	24-Sep-24	30-Sep-24			SW3080: FS				
East Bound		97	01-Sep-25	29-Nov-25	10-Sep-24	07-Apr-25	24-Mar-25						
SW2461	Signal Cable Laying and Termination (WVB to CP7) (CP Side)	12	01-Sep-25	15-Nov-25	10-Sep-24	25-Nov-24	24-Mar-25		SW1260: SS				
SW2463	Install GOFS (WVB to CP7)	12	01-Sep-25	15-Nov-25	10-Sep-24	25-Nov-24	24-Mar-25		SW2461: SS				
SW2990	Install CCTV Camera	19	01-Sep-25	29-Nov-25	26-Nov-24	26-Feb-25	15-May-25		AC1010g: SS				
SW3000	Install Detection Camera	18	01-Sep-25	29-Nov-25	21-Oct-24	17-Jan-25	15-May-25		AC1010g: SS				
SW3030	Install Traffic Control Devices	9	01-Sep-25	29-Nov-25	22-Nov-24	22-Feb-25	15-May-25		AC1010g: SS				
SW2462	Signal Cable Laying and Termination (WVB to CP7) (NCP Side)	12	01-Sep-25	15-Nov-25	10-Sep-24	25-Nov-24	27-May-25		SW2461: SS				
SW2980a	Install Cable Containment (NCP Side)	9	01-Sep-25	10-Sep-25	02-Oct-24	12-Oct-24			AC1010h: SS, AC1010h: SF				
SW3020a	Install ET (Service Gallery)	5	01-Sep-25	05-Sep-25	18-Feb-25	22-Feb-25			AC1010i: SS				
SW3050	Install PA in Service Gallery	19	01-Sep-25	22-Sep-25	15-Mar-25	07-Apr-25			AC1010i: SS				
SW3060	Install PABX in Service Gallery	19	01-Sep-25	22-Sep-25	15-Mar-25	07-Apr-25			SW3050: SS, AC1010i: SS				
SW3070	Install Radio System in Service Gallery	19	01-Sep-25	22-Sep-25	01-Feb-25	22-Feb-25			AC1010i: SS				
SW2980	Install Cable Containment (CP Side)	9	11-Sep-25	20-Sep-25	02-Oct-24	12-Oct-24			SW3090: FS, AC1010f: SS				
SW3020	Install ET (Road Level)	5	11-Sep-25	16-Sep-25	18-Feb-25	22-Feb-25			SW2980a: FS, AC1010d: SS				
SW3010	Install SEC Camera	7	22-Sep-25	29-Sep-25	15-Mar-25	22-Mar-25			SW2980: FS				
SW3040	Install VLSL (CP Side)	10	22-Sep-25	03-Oct-25	28-Jan-25	11-Feb-25			AC1010d: SS, SW2980: FS				
SW3040a	Install VLSL (NCP Side)	10	04-Oct-25	16-Oct-25	12-Feb-25	22-Feb-25			AC1010d: SS, SW3040: FS, SW2980a: FS				
West Bound		97	01-Sep-25	29-Nov-25	02-Oct-24	07-Apr-25	15-May-25						
SW3110	Install CCTV Camera	19	01-Sep-25	29-Nov-25	26-Nov-24	26-Feb-25	15-May-25		AC1010c: SS				
SW3120	Install Detection Camera	18	01-Sep-25	29-Nov-25	21-Oct-24	17-Jan-25	15-May-25		AC1010c: SS				
SW3150	Install Traffic Control Devices	9	01-Sep-25	29-Nov-25	22-Nov-24	22-Feb-25	15-May-25		AC1010c: SS				
SW3100a	Install Cable Containment (NCP Side)	9	01-Sep-25	10-Sep-25	02-Oct-24	12-Oct-24			AC1010b: SS				
SW3140	Install ET (Road Level)	5	01-Sep-25	05-Sep-25	18-Feb-25	22-Feb-25			AC1010d: SS				
SW3140a	Install ET (Service Gallery)	5	01-Sep-25	05-Sep-25	18-Feb-25	22-Feb-25			AC1010e: SS				
SW3170	Install PA in Service Gallery	19	01-Sep-25	22-Sep-25	15-Feb-25	08-Mar-25			AC1010e: SS				
SW3180	Install PABX in Service Gallery	19	01-Sep-25	22-Sep-25	15-Mar-25	07-Apr-25			AC1010e: SS				

Activity ID	Activity Name	Original Duration	Early Start	Early Finish	Late Start	Late Finish	Actual Start	Actual Finish	Predecessor Details	2025			
										Aug 44	Sep 45	Oct 46	Nov 47
SW3190	Install Radio System in Service Gallery	19	01-Sep-25	22-Sep-25	01-Feb-25	22-Feb-25			AC1010e: SS				
SW3100	Install Cable Containment (CP Side)	9	11-Sep-25	20-Sep-25	02-Oct-24	12-Oct-24			AC1010a: SS, SW3090: FS				
SW3130	Install SEC Camera	7	22-Sep-25	29-Sep-25	15-Mar-25	22-Mar-25			SW3100: FS				
SW3160	Install VLSL (CP Side)	10	22-Sep-25	03-Oct-25	28-Jan-25	11-Feb-25			SW3100: FS, AC1010d: SS				
SW3160a	Install VLSL (NCP Side)	10	04-Oct-25	16-Oct-25	12-Feb-25	22-Feb-25			SW3100a: FS, SW3160: FS, AC1010d: SS				
Tunnel Section - CP7 to CP11		184	01-Sep-25	14-Feb-26	06-Sep-24	17-Apr-25	23-Jun-25						
East Bound		114	01-Sep-25	31-Dec-25	06-Sep-24	17-Apr-25	23-Jun-25						
CP Side		71	01-Sep-25	31-Dec-25	10-Oct-24	17-Apr-25	23-Jun-25						
SW2330a	SEC Camera - SCT Cable Test & Final Circuit Wiring - CP7 to CP21	71	01-Sep-25	31-Dec-25	04-Dec-24	17-Apr-25	23-Jun-25		SW2330: SS				
SW2340b	ET - SCT Cable Test & Final Circuit Wiring - CP7 to CP21	71	01-Sep-25	31-Dec-25	12-Oct-24	22-Feb-25	23-Jun-25		SW2340: SS, SW2330a: SS				
SW2360a	VLSL - SCT Cable Test & Final Circuit Wiring - CP7 to CP21	71	01-Sep-25	31-Dec-25	12-Oct-24	22-Feb-25	23-Jun-25		SW2330a: SS				
SW4060a	TCSS Cabinet - SCT Cable Test & Final Circuit Wiring - CP7 to CP21	71	01-Sep-25	31-Dec-25	10-Oct-24	21-Feb-25	23-Jun-25		SW4060: SS, SW2330a: SS				
SW2330	Install SEC Camera - CP7 to CP11	17	01-Sep-25	19-Sep-25	10-Dec-24	30-Dec-24			EM1130: FS, DS7410: FS, SW2300: FS, AC1050d: SS				
SW2360	Install VLSL - CP7 to CP11	13	15-Sep-25	29-Sep-25	24-Dec-24	09-Jan-25			SW2300: FS, DS2810: FS, EM1650: FS, DS8250: FS, AC1050g: SS, SW2330: SS 12				
OHVD		80	01-Sep-25	05-Dec-25	06-Sep-24	22-Feb-25							
SW2310a	CCTV - SCT Cable Test & Final Circuit Wiring - CP7 to CP21	80	01-Sep-25	05-Dec-25	04-Oct-24	08-Jan-25			SW2310: FS, SW2340d: SS				
SW2320a	Detection Camera - SCT Cable Test & Final Circuit Wiring - CP7 to CP21	80	01-Sep-25	05-Dec-25	06-Sep-24	11-Dec-24			SW2320: FS, SW2340d: SS				
SW2350a	Traffic Control Devices - SCT Cable Test & Final Circuit Wiring - CP7 to CP21	80	01-Sep-25	05-Dec-25	30-Sep-24	04-Jan-25			SW2350: FS, SW2340d: SS				
SW4090	Install LCX Cable - CP7 to CP11	26	31-Oct-25	29-Nov-25	10-Jan-25	22-Feb-25			SW4080: FS, SW4170: FS, SW4270: FS				
Service Gallery		114	01-Sep-25	15-Dec-25	06-Sep-24	24-Mar-25	10-Jul-25						
SW2340d	ET - SCT Cable Test & Final Circuit Wiring - CP7 to CP21	94	01-Sep-25	29-Nov-25	06-Sep-24	05-Dec-24	10-Jul-25		SW2340a: FS, SW2480a: FS, SW2340b: SS 14				
SW2390	Install LCX Bracket - CP7 to CP21	61	01-Sep-25	30-Oct-25	12-Nov-24	09-Jan-25	18-Aug-25		SW2310: SS, DS4390: FS, DS6520: FS, AC1050e: SS, SW2340a: FS, SW2340d: SS 33				
SW2390a	Install LCX Cable - CP7 to CP21	61	16-Sep-25	28-Nov-25	11-Dec-24	07-Mar-25			SW2390: SS 25				
SW2390b	Install RAD Feeder Cable - CP7 to CP21	61	16-Sep-25	28-Nov-25	11-Dec-24	07-Mar-25			SW2390a: SS				
SW2390c	Install RAD Equipment & Coupler - CP7 to CP21	51	16-Oct-25	15-Dec-25	10-Jan-25	24-Mar-25			SW2390b: SS 24				
SW2390d	RAD Connection & SCT - CP7 to CP21	26	31-Oct-25	29-Nov-25	10-Jan-25	22-Feb-25			SW2390c: SS, SW4090: SS				
West Bound		184	01-Sep-25	14-Feb-26	06-Sep-24	25-Mar-25	23-Jun-25						
CP Side		96	01-Sep-25	31-Dec-25	10-Sep-24	22-Feb-25	23-Jun-25						
SW3230a	SEC Camera - SCT Cable Test & Final Circuit Wiring - CP7 to CP21	71	01-Sep-25	31-Dec-25	12-Oct-24	22-Feb-25	23-Jun-25		SW3230: SS				
SW3240b	ET - SCT Cable Test & Final Circuit Wiring - CP7 to CP21	71	01-Sep-25	31-Dec-25	10-Sep-24	10-Jan-25	23-Jun-25		SW3230a: SS				
SW3260a	VLSL - SCT Cable Test & Final Circuit Wiring - CP7 to CP21	71	01-Sep-25	31-Dec-25	12-Oct-24	22-Feb-25	23-Jun-25		SW3230a: SS				
SW4100a	TCSS Cabinet - SCT Cable Test & Final Circuit Wiring - CP7 to CP21	71	01-Sep-25	31-Dec-25	10-Sep-24	10-Jan-25	23-Jun-25		AC1050j: SS, SW4100: SS				
SW3230	Install SEC Camera - CP7 to CP11	17	01-Sep-25	19-Sep-25	09-Jan-25	11-Feb-25			SW3200: FS, AC1050d: SS				
SW3260	Install VLSL - CP7 to CP11	14	01-Sep-25	16-Sep-25	24-Dec-24	10-Jan-25			SW3200: FS, AC1050g: SS, SW3210: SS 16, SW3240: SS				
OHVD		80	01-Sep-25	05-Dec-25	06-Sep-24	12-Feb-25							
SW3210a	CCTV - SCT Cable Test & Final Circuit Wiring - CP7 to CP21	80	01-Sep-25	05-Dec-25	04-Oct-24	08-Jan-25			SW3210: SS, SW3220a: SS				
SW3220a	Detection Camera - SCT Cable Test & Final Circuit Wiring - CP7 to CP21	80	01-Sep-25	05-Dec-25	06-Sep-24	11-Dec-24			SW3220: FS, SW2340d: SS				
SW3250a	Traffic Control Devices - SCT Cable Test & Final Circuit Wiring - CP7 to CP21	77	01-Sep-25	02-Dec-25	04-Oct-24	04-Jan-25			SW2460: SS, SW3250: SS, SW2340d: SS				
SW4130	Install LCX Cable - CP7 to CP11	26	31-Oct-25	29-Nov-25	10-Jan-25	12-Feb-25			SW4120: FS, SW4220: FS, SW4320: FS				
Service Gallery		165	01-Sep-25	14-Feb-26	26-Sep-24	25-Mar-25	10-Jul-25						

Activity ID	Activity Name	Original Duration	Early Start	Early Finish	Late Start	Late Finish	Actual Start	Actual Finish	Predecessor Details	2025			
										Aug 44	Sep 45	Oct 46	Nov 47
SW3240d	ET - SCT Cable Test & Final Circuit Wiring - CP7 to CP21	94	01-Sep-25	29-Nov-25	14-Oct-24	10-Jan-25	10-Jul-25		SW3240a: FS, SW2340d: SS				
SW3290	Install LCX Bracket - CP7 to CP21	61	01-Sep-25	30-Oct-25	26-Sep-24	23-Nov-24	18-Aug-25		AC1050h: SS, SW3270: FS, SW3250: FS, SW3240d: SS 33				
SW3290a	Cable Test & Install LCX Cable - CP7 to CP21	61	01-Sep-25	13-Nov-25	26-Sep-24	07-Dec-24			SW3290: SS				
SW3290b	Install RAD Feeder Cable - CP7 to CP21	61	01-Sep-25	13-Nov-25	26-Sep-24	07-Dec-24			SW3290a: SS				
SW3290c	Install RAD Equipment & Coupler - CP7 to CP21	78	14-Nov-25	14-Feb-26	09-Dec-24	25-Mar-25			SW3290b: FS				
Tunnel Section - CP11 to CP16		101	16-Sep-25	29-Nov-25	10-Jan-25	03-Mar-25	15-May-25						
East Bound		101	20-Sep-25	29-Nov-25	10-Jan-25	03-Mar-25	15-May-25						
CP Side		50	20-Sep-25	15-Oct-25	10-Jan-25	03-Mar-25	15-May-25						
SW2480	Install ET (Road Level) - CP11 to CP16	16					15-May-25	06-Aug-25	SC1720: SS, DS4190: FS, DS6080: FS, DS6480: FS, AC1060i: SS				
SW4160	Install SEC Camera - CP11 to CP16	17	20-Sep-25	11-Oct-25	12-Feb-25	03-Mar-25			SW2330: FS, AC1060d: SS				
SW2420	Install VLSL - CP11 to CP16	12	30-Sep-25	15-Oct-25	10-Jan-25	23-Jan-25			SW2400: FS, SC1210: FF, DS2810: FS, EM1650: FS, DS8250: FS, AC1060g: SS, SW2360: FS				
OHVD		101	31-Oct-25	29-Nov-25	10-Jan-25	22-Feb-25	01-Jul-25						
SW4170	Install LCX Bracket - CP11 to CP18	45					01-Jul-25	29-Aug-25	SW4080: FS, AC1060b: SS				
SW4180	Install LCX Cable - CP11 to CP18	26	31-Oct-25	29-Nov-25	10-Jan-25	22-Feb-25			SW4170: FS, SW4270: FS, SW4080: FS, SW4090: SS				
West Bound		101	16-Sep-25	29-Nov-25	10-Jan-25	03-Mar-25	15-May-25						
CP Side		31	16-Sep-25	11-Oct-25	10-Jan-25	03-Mar-25	15-May-25						
SW3360	Install ET (Road Level) - CP11 to CP16	16					15-May-25	06-Aug-25	SW3240: FS, AC1060i: SS				
SW3330	Install VLSL - CP11 to CP16	12	16-Sep-25	29-Sep-25	10-Jan-25	23-Jan-25			SW3300: SS 18, AC1060g: SS, SW3260: SS 13				
SW4210	Install SEC Camera - CP11 to CP16	17	20-Sep-25	11-Oct-25	12-Feb-25	03-Mar-25			SW3230: FS, AC1060d: SS				
OHVD		101	31-Oct-25	29-Nov-25	10-Jan-25	22-Feb-25	01-Jul-25						
SW4220	Install LCX Bracket - CP11 to CP18	45					01-Jul-25	29-Aug-25	SW4120: FS, AC1060b: SS				
SW4230	Cable Test & Install LCX Cable - CP11 to CP18	26	31-Oct-25	29-Nov-25	10-Jan-25	22-Feb-25			SW4220: FS, SW4320: FS, SW4120: FS, SW4130: SS				
Tunnel Section - CP16 to CP21		242	01-Sep-25	29-Nov-25	12-Nov-24	22-Mar-25	25-Feb-25						
East Bound		242	01-Sep-25	29-Nov-25	12-Nov-24	22-Mar-25	25-Feb-25						
CP Side		70	01-Sep-25	01-Nov-25	12-Dec-24	22-Mar-25	07-Aug-25						
SW2590	Install ET (Road Level) - CP16 to CP21	70	01-Sep-25	30-Oct-25	12-Dec-24	22-Feb-25	07-Aug-25		SC1720: FF, DS4190: FS, DS6080: FS, DS6480: FS, AC1070i: SS, SW2480: FS				
SW4260	Install SEC Camera - CP16 to CP21	17	13-Oct-25	01-Nov-25	04-Mar-25	22-Mar-25			SW4160: FS, AC1070d: SS				
SW2520	Install VLSL - CP16 to CP21	14	16-Oct-25	01-Nov-25	24-Jan-25	22-Feb-25			SW2510: SS 12, SC1210: FF, DS2810: FS, EM1650: FS, DS8250: FS, AC1070g: SS, SW2420: FS				
OHVD		152	01-Sep-25	29-Nov-25	12-Nov-24	26-Feb-25	30-May-25						
SW2540	Install Traffic Control Devices - CP16 to CP21	31	01-Sep-25	29-Nov-25	12-Nov-24	22-Feb-25	30-May-25		SW2510: FS, SC1210: SS, DS2810: FS, EM1650: FS, DS8250: FS, AC1070b: SS, SW2460: FS				
SW2550	Install CCTV Camera - CP16 to CP21	23	01-Sep-25	29-Nov-25	15-Nov-24	26-Feb-25	30-May-25		SC1470: SS, DS4090: FS, DS6440: FS, AC1070b: SS, SW2430: FS				
SW4270	Install LCX Bracket - CP18 to CP21	26	01-Sep-25	30-Oct-25	12-Nov-24	09-Jan-25	30-Aug-25		SW4170: FS, AC1070b: SS				
SW4280	Install LCX Cable - CP18 to CP21	26	31-Oct-25	29-Nov-25	10-Jan-25	22-Feb-25			SW4270: FS, SW4170: FS, SW4080: FS, SW4180: SS				
Service Gallery		17	01-Sep-25	15-Oct-25	27-Dec-24	08-Mar-25	25-Feb-25						
SW2530	Install PA in Service Gallery - CP16 to CP21	17	01-Sep-25	15-Oct-25	11-Jan-25	08-Mar-25	25-Feb-25		SC1860: FF, DS4240: FS, DS6480: FS, DS6120: FS, AC1070e: SS				
SW2590a	Install ET in Service Gallery - CP16 to CP21	17	01-Sep-25	15-Oct-25	27-Dec-24	22-Feb-25	26-Feb-25		AC1070e: SS				
West Bound		242	01-Sep-25	29-Nov-25	12-Nov-24	22-Mar-25	26-Feb-25						



■ Remaining Work ◆ Milestone
■ Critical Activity
■ Actual Work

Date	Revision	Checked	Approved
31-Aug-25	Rev. 0	MY	

Activity ID	Activity Name	Original Duration	Early Start	Early Finish	Late Start	Late Finish	Actual Start	Actual Finish	Predecessor Details	2025				
										Aug 44	Sep 45	Oct 46	Nov 47	
CP Side														
SW3470	Install ET (Road Level) - CP16 to CP21	70	01-Sep-25	01-Nov-25	12-Dec-24	22-Mar-25	07-Aug-25		AC1070i: SS, SW3360: FS					
SW3440	Install VLSL - CP16 to CP21	14	30-Sep-25	17-Oct-25	24-Jan-25	22-Feb-25			SW3410: SS 12, AC1070g: SS, SW3330: FS					
SW4310	Install SEC Camera - CP16 to CP21	17	13-Oct-25	01-Nov-25	04-Mar-25	22-Mar-25			SW4210: FS, AC1070d: SS					
OHVD														
SW3420	Install CCTV Camera - CP16 to CP21	23	01-Sep-25	29-Nov-25	15-Nov-24	26-Feb-25	30-May-25		AC1070b: SS, SW3310: FS					
SW3480	Install Traffic Control Devices - CP16 to CP21	31	01-Sep-25	29-Nov-25	12-Nov-24	22-Feb-25	30-May-25		SW3410: FS, AC1070b: SS, SW3370: FS					
SW4320	Install LCX Bracket - CP18 to CP21	26	01-Sep-25	30-Oct-25	12-Nov-24	09-Jan-25	30-Aug-25		SW4220: FS, AC1070b: SS					
SW4330	Install LCX Cable - CP18 to CP21	26	31-Oct-25	29-Nov-25	10-Jan-25	22-Feb-25			SW4320: FS, SW4220: FS, SW4120: FS, SW4130: SS					
Service Gallery														
SW3450	Install PA in Service Gallery - CP16 to CP21	17	01-Sep-25	15-Oct-25	11-Jan-25	08-Mar-25	26-Feb-25		AC1070h: SS					
SW3470a	Install ET in Service Gallery - CP16 to CP21	17	01-Sep-25	15-Oct-25	27-Dec-24	22-Feb-25	26-Feb-25		AC1070h: SS					
Tunnel Section - CP21 to CP26														
SW2920	Inspect Civil Provisions & Submit Inspection Report	3	15-Sep-25	17-Sep-25	29-Jul-24	31-Jul-24			AC1080a: SS					
SW2930	Rectify Civil Provision Defects by Others	6	18-Sep-25	24-Sep-25	01-Aug-24	07-Aug-24			SW2920: FS					
East Bound														
East Bound - Tunnel Section - CP21 to CP24														
SW4010	Install PABX in Service Gallery	15	01-Sep-25	17-Sep-25	20-Mar-25	07-Apr-25			AC1080j: SS					
SW4020	Install Radio System in Service Gallery	15	01-Sep-25	17-Sep-25	06-Feb-25	22-Feb-25			AC1080j: SS					
SW3960	Install Cable Containment (CP Side)	15	25-Sep-25	14-Oct-25	08-Aug-24	24-Aug-24			SW2930: FS					
SW3960a	Install Cable Containment (NCP Side)	15	15-Oct-25	01-Nov-25	26-Aug-24	11-Sep-24			SW3960: FS					
SW3970	Install VLSL (CP Side)	11	15-Oct-25	27-Oct-25	25-Jan-25	10-Feb-25			SW3960: FS, SW3960: FF					
SW4030	Install Detection Camera	11	15-Oct-25	27-Oct-25	06-Jan-25	17-Jan-25			SW3960: FS					
SW4050	Install SEC Camera	11	15-Oct-25	27-Oct-25	09-May-25	21-May-25			SW3960: FS					
SW3970a	Install VLSL (NCP Side)	11	03-Nov-25	14-Nov-25	11-Feb-25	22-Feb-25			SW3970: FS, SW3960a: FS					
SW4040	Install ET (Road Level)	37	15-Nov-25	29-Dec-25	26-Sep-24	09-Nov-24			SW3960a: FS 11					
SW3980	Install PA in Service Gallery	51	25-Nov-25	24-Jan-26	06-Jan-25	08-Mar-25			AC1080j: SS, SW4040a: SS					
SW4040a	Install ET (Service Gallery)	51	25-Nov-25	24-Jan-26	20-Dec-24	22-Feb-25			AC1080j: SS, SW4040: SS 8					
East Bound - Tunnel Section - CP24 to CP26														
SW2620	Install PA in Service Gallery	9	01-Sep-25	10-Sep-25	27-Feb-25	08-Mar-25			SC1860: FF, DS4240: FS, DS6480: FS, DS6120: FS, AC1080b: SS					
SW2650	Install PABX in Service Gallery	9	01-Sep-25	10-Sep-25	27-Mar-25	07-Apr-25			SC1590: FF, DS4140: FS, DS6040: FS, DS6480: FS, AC1080b: SS					
SW2680a	Install ET (Service Gallery)	4	01-Sep-25	04-Sep-25	19-Feb-25	22-Feb-25			AC1080b: SS					
SW2600	Install Cable Containment (CP Side)	9	25-Sep-25	06-Oct-25	04-Sep-24	13-Sep-24			SC2480: FF, SW2930: FS, DS6404: FS, DS6540: FS					
SW2600a	Install Cable Containment (NCP Side)	9	08-Oct-25	17-Oct-25	14-Sep-24	25-Sep-24			SW2600: FS					
SW2610	Install VLSL (CP Side)	7	08-Oct-25	15-Oct-25	07-Feb-25	14-Feb-25			SW2600: FS, SC1210: FF, DS2810: FS, EM1650: FS, DS8250: FS, SW2600: FF					
SW2630	Install Traffic Control Devices	7	08-Oct-25	15-Oct-25	17-Sep-24	25-Sep-24			SW2600: FS, SC1210: FF, DS2810: FS, EM1650: FS, DS8250: FS					
SW2640	Install CCTV Camera	7	08-Oct-25	15-Oct-25	17-Sep-24	25-Sep-24			SC1470: FF, DS4090: FS, DS6440: FS, SW2600: FS					
SW2670	Install Detection Camera	7	08-Oct-25	15-Oct-25	17-Sep-24	25-Sep-24			SC2120: FF, DS4490: FS, DS6440: FS, DS7500: FS, SW2600: FS					
SW2690	Install SEC Camera	7	08-Oct-25	15-Oct-25	15-Mar-25	22-Mar-25			SC2390: FF, EM1130: FS, DS6320: FS, DS7410: FS, SW2600: FS					
SW2610a	Install VLSL (NCP Side)	7	18-Oct-25	25-Oct-25	15-Feb-25	22-Feb-25			SW2610: FS, SW2600a: FS					



■ Remaining Work ◆ ◆ Milestone
■ Critical Activity
■ Actual Work

Date	Revision	Checked	Approved
31-Aug-25	Rev. 0	MY	

Activity ID	Activity Name	Original Duration	Early Start	Early Finish	Late Start	Late Finish	Actual Start	Actual Finish	Predecessor Details	2025			
										Aug 44	Sep 45	Oct 46	Nov 47
SW2680	Install ET (Road Level)	4	18-Oct-25	22-Oct-25	19-Feb-25	22-Feb-25			SC1720: FF, DS4190: FS, DS6080: FS, DS6480: FS, SW2600a: FS				
SW2660	Install Radio System in Service Gallery	9	13-Nov-25	22-Nov-25	13-Feb-25	22-Feb-25			SC1990: FF, DS4390: FS, DS6160: FS, DS6520: FS, AC1080b: SS				
SW2700	Install GOFS (CP21 to CP26)	50	15-Nov-25	14-Jan-26	15-Jan-25	17-Mar-25			SC2570: FF, DS8560: FS, SW2600a: FS, SW2710: SS				
SW2710	Signal Cable Laying and Termination (CP21 to CP26) (CP Side)	50	15-Nov-25	14-Jan-26	26-Sep-24	25-Nov-24			SW2600: FS, SC2480: FF, SW2640: FS, SW2670: FS, SW2630: FS, SW4040: SS				
SW2710a	Signal Cable Laying and Termination (CP21 to CP26) (NCP Side)	50	15-Nov-25	14-Jan-26	26-Sep-24	25-Nov-24			SW2600a: FS, SW2710: SS				
West Bound		121	01-Sep-25	24-Jan-26	10-Aug-24	28-Apr-25							
SW3620	Inspect Civil Provisions & Submit Inspection Report	3	01-Sep-25	03-Sep-25	10-Aug-24	13-Aug-24			AC1080c: SS				
SW3630	Rectify Civil Provision Defects by Others	6	04-Sep-25	10-Sep-25	14-Aug-24	20-Aug-24			SW3620: FS				
West Bound - Tunnel Section - CP21 to CP24		43	01-Sep-25	22-Oct-25	21-Aug-24	07-Apr-25							
SW3540	Install PA in Service Gallery	15	01-Sep-25	17-Sep-25	20-Feb-25	08-Mar-25			AC1080e: SS				
SW3550	Install PABX in Service Gallery	15	01-Sep-25	17-Sep-25	20-Mar-25	07-Apr-25			AC1080e: SS				
SW3560	Install ET (Road Level)	8	01-Sep-25	09-Sep-25	14-Feb-25	22-Feb-25			AC1080i: SS				
SW3560a	Install ET (Service Gallery)	8	01-Sep-25	09-Sep-25	14-Feb-25	22-Feb-25			AC1080e: SS				
SW3580	Install Radio System in Service Gallery	15	01-Sep-25	17-Sep-25	06-Feb-25	22-Feb-25			AC1080e: SS				
SW3500	Install Cable Containment (CP Side)	15	11-Sep-25	27-Sep-25	21-Aug-24	06-Sep-24			SW3630: FS				
SW3530	Install VLSL (CP Side)	11	25-Sep-25	09-Oct-25	25-Jan-25	10-Feb-25			SW3500: SS 12, AC1080h: SS				
SW3500a	Install Cable Containment (NCP Side)	15	29-Sep-25	17-Oct-25	07-Sep-24	25-Sep-24			SW3500: FS				
SW3510	Install CCTV Camera	11	29-Sep-25	13-Oct-25	12-Sep-24	25-Sep-24			SW3500: FS				
SW3520	Install Detection Camera	11	29-Sep-25	13-Oct-25	12-Sep-24	25-Sep-24			SW3500: FS				
SW3590	Install SEC Camera	11	29-Sep-25	13-Oct-25	11-Mar-25	22-Mar-25			SW3500: FS				
SW3570	Install Traffic Control Devices	11	03-Oct-25	16-Oct-25	12-Sep-24	25-Sep-24			SW3500: SS 18, SW3500: FS				
SW3530a	Install VLSL (NCP Side)	11	10-Oct-25	22-Oct-25	11-Feb-25	22-Feb-25			SW3530: FS, AC1080h: SS				
West Bound - Tunnel Section - CP24 to CP26		121	01-Sep-25	24-Jan-26	04-Sep-24	28-Apr-25							
SW3640	Install Cable Containment (CP Side)	9	01-Sep-25	10-Sep-25	04-Sep-24	13-Sep-24			AC1080f: SS				
SW3690	Install PABX in Service Gallery	9	01-Sep-25	10-Sep-25	27-Mar-25	07-Apr-25			AC1080g: SS				
SW3720	Install Radio System in Service Gallery	9	01-Sep-25	10-Sep-25	13-Feb-25	22-Feb-25			AC1080g: SS				
SW3640a	Install Cable Containment (NCP Side)	9	11-Sep-25	20-Sep-25	14-Sep-24	25-Sep-24			SW3640: FS				
SW3660	Install Detection Camera	7	11-Sep-25	18-Sep-25	17-Sep-24	25-Sep-24			SW3640: FS				
SW3730	Install SEC Camera	7	11-Sep-25	18-Sep-25	15-Mar-25	22-Mar-25			SW3640: FS				
SW3670	Install VLSL (CP Side)	7	15-Sep-25	22-Sep-25	07-Feb-25	14-Feb-25			SW3640: SS 12				
SW3670a	Install VLSL (NCP Side)	7	23-Sep-25	30-Sep-25	15-Feb-25	22-Feb-25			SW3640a: FS, SW3670: FS				
SW3700	Install ET (Road Level)	37	15-Nov-25	29-Dec-25	26-Sep-24	09-Nov-24			SW3640a: FS, SW4040: SS				
SW3740	Install GOFS (CP21 to CP26)	50	15-Nov-25	14-Jan-26	28-Feb-25	28-Apr-25			SW3750: SS, SW3640a: FS				
SW3750	Signal Cable Laying and Termination (CP21 to CP26) (CP Side)	50	15-Nov-25	14-Jan-26	26-Sep-24	25-Nov-24			SW3640: FS, SW3660: FS, SW3510: FS, SW3520: FS, SW3570: FS, SW3500: FS, SW3700: SS				
SW3750a	Signal Cable Laying and Termination (CP21 to CP26) (NCP Side)	50	15-Nov-25	14-Jan-26	26-Sep-24	25-Nov-24			SW3750: SS, SW3640a: FS, SW3500a: FS				
SW3680	Install PA in Service Gallery	51	25-Nov-25	24-Jan-26	06-Jan-25	08-Mar-25			AC1080g: SS, SW3700a: SS				
SW3700a	Install ET (Service Gallery)	51	25-Nov-25	24-Jan-26	20-Dec-24	22-Feb-25			AC1080g: SS, SW3700: SS 8				
Tunnel Section - CP26 to CP32		74	01-Sep-25	28-Nov-25	27-Aug-24	22-Mar-25							
SW2940	Inspect Civil Provisions & Submit Inspection Report	1	01-Sep-25	01-Sep-25	02-Sep-24	02-Sep-24			AC1090e: SS				
SW2950	Rectify Civil Provision Defects by Others	4	02-Sep-25	05-Sep-25	03-Sep-24	06-Sep-24			SW2940: FS				
East Bound		74	01-Sep-25	28-Nov-25	07-Sep-24	22-Mar-25							
East Bound - Tunnel Section - CP26 to CP29		62	15-Sep-25	28-Nov-25	07-Sep-24	22-Mar-25							
SW2720	Install Cable Containment (CP Side)	14	15-Sep-25	30-Sep-25	07-Sep-24	24-Sep-24			SC2480: FF, SW2950: FS, DS6404: FS, DS6540: FS, AC1090a: SS				



Activity ID	Activity Name	Original Duration	Early Start	Early Finish	Late Start	Late Finish	Actual Start	Actual Finish	Predecessor Details	2025			
										Aug 44	Sep 45	Oct 46	Nov 47
SW2720a	Install Cable Containment (NCP Side)	14	02-Oct-25	18-Oct-25	25-Sep-24	12-Oct-24			SW2720: FS				
SW2730	Install VLSL (CP Side)	8	02-Oct-25	11-Oct-25	05-Feb-25	13-Feb-25			SW2720: FS, SC1210: FF, DS2810: FS, EM1650: FS, DS8250: FS				
SW2750	Install Traffic Control Devices	11	02-Oct-25	15-Oct-25	25-Oct-24	06-Nov-24			SW2720: FS, SC1210: FF, DS2810: FS, EM1650: FS, DS8250: FS				
SW2760	Install CCTV Camera	11	02-Oct-25	15-Oct-25	25-Oct-24	06-Nov-24			SC1470: FF, DS4090: FS, DS6440: FS, SW2720: FS				
SW2810	Install Detection Camera	11	02-Oct-25	15-Oct-25	25-Oct-24	06-Nov-24			SC2120: FF, DS4490: FS, DS6440: FS, DS7500: FS, SW2720: FS				
SW2830	Install SEC Camera	11	02-Oct-25	15-Oct-25	11-Mar-25	22-Mar-25			SC2390: FF, EM1130: FS, DS6320: FS, DS7410: FS, SW2720: FS				
SW2840	Install PVMS	8	02-Oct-25	11-Oct-25	14-Feb-25	22-Feb-25			SC1210: FF, EM1030: FS, DS2810: FS, EM1650: FS, DS8250: FS, SW2720: FS				
SW2740	Install PA in Service Gallery	12	15-Oct-25	28-Oct-25	17-Jan-25	03-Feb-25			SC1860: FF, DS4240: FS, DS6480: FS, DS6120: FS, AC1090b: SS				
SW2820a	Install ET (Service Gallery)	8	15-Oct-25	23-Oct-25	14-Feb-25	22-Feb-25			AC1090b: SS				
SW2790	Signal Cable Laying and Termination (CP26 to CP29) (CP Side)	8	16-Oct-25	24-Oct-25	07-Nov-24	15-Nov-24			SW2720: FS, SC2480: FF, SW2760: FS, SW2810: FS, SW2750: FS				
SW2730a	Install VLSL (NCP Side)	8	20-Oct-25	28-Oct-25	14-Feb-25	22-Feb-25			SW2720a: FS, SW2730: FS				
SW2820	Install ET (Road Level)	8	20-Oct-25	28-Oct-25	14-Feb-25	22-Feb-25			SC1720: FF, DS4190: FS, DS6080: FS, DS6480: FS, SW2720a: FS				
SW2770	Install PABX in Service Gallery	14	25-Oct-25	11-Nov-25	28-Jan-25	15-Feb-25			SW2740: SS 9, SC1590: FF, DS4140: FS, DS6040: FS, DS6480: FS, AC1090b: SS				
SW2780	Install GOFS (CP26 to CP29)	8	25-Oct-25	04-Nov-25	08-Mar-25	17-Mar-25			SC2570: FF, DS8560: FS, SW2720a: FS, SW2790: FS				
SW2790a	Signal Cable Laying and Termination (CP26 to CP29) (NCP Side)	8	25-Oct-25	04-Nov-25	16-Nov-24	25-Nov-24			SW2720a: FS, SW2790: FS				
SW2850	Laying of Leaky Cable	8	25-Oct-25	04-Nov-25	14-Feb-25	22-Feb-25			SW2720a: FS, SW2790: FS				
SW2800	Install Radio System in Service Gallery	14	13-Nov-25	28-Nov-25	07-Feb-25	22-Feb-25			SW2770: SS 6, SC1990: FF, DS4390: FS, DS6160: FS, DS6520: FS, AC1090b: SS				
East Bound - Tunnel Section - CP29 to CP32 (CKL Main Tunnel)		38	01-Sep-25	16-Oct-25	12-Sep-24	22-Mar-25							
SW2740a	Install PA in Service Gallery	10	01-Sep-25	11-Sep-25	21-Jan-25	04-Feb-25			SC1860: FF, DS4240: FS, DS6480: FS, DS6120: FS, AC1090f: SS				
SW2820c	Install ET (Service Gallery)	6	01-Sep-25	06-Sep-25	17-Feb-25	22-Feb-25			AC1090f: SS				
SW2720b	Install Cable Containment (CP Side)	12	06-Sep-25	19-Sep-25	12-Sep-24	26-Sep-24			SC2480: FF, SW2950: FS, DS6404: FS, DS6540: FS, AC1090e: SS				
SW2770a	Install PABX in Service Gallery	11	11-Sep-25	23-Sep-25	04-Feb-25	15-Feb-25			SW2740a: SS 9, SC1590: FF, DS4140: FS, DS6040: FS, DS6480: FS, AC1090f: SS				
SW2800a	Install Radio System in Service Gallery	11	18-Sep-25	30-Sep-25	11-Feb-25	22-Feb-25			SW2770a: SS 6, SC1990: FF, DS4390: FS, DS6520: FS, AC1090f: SS				
SW2720c	Install Cable Containment (NCP Side)	12	20-Sep-25	04-Oct-25	27-Sep-24	12-Oct-24			SW2720b: FS				
SW2730b	Install VLSL (CP Side)	7	20-Sep-25	27-Sep-25	07-Feb-25	14-Feb-25			SW2720b: FS, SC1210: FF, DS2810: FS, EM1650: FS, DS8250: FS				
SW2750a	Install Traffic Control Devices	9	20-Sep-25	30-Sep-25	01-Nov-24	11-Nov-24			SW2720b: FS, SC1210: FF, DS2810: FS, EM1650: FS, DS8250: FS				



■ Remaining Work ◆ Milestone
■ Critical Activity
■ Actual Work

Date	Revision	Checked	Approved
31-Aug-25	Rev. 0	MY	

Activity ID	Activity Name	Original Duration	Early Start	Early Finish	Late Start	Late Finish	Actual Start	Actual Finish	Predecessor Details	2025			
										Aug 44	Sep 45	Oct 46	Nov 47
SW2760a	Install CCTV Camera	9	20-Sep-25	30-Sep-25	01-Nov-24	11-Nov-24			SC1470: FF, DS4090: FS, DS6440: FS, SW2720b: FS				
SW2810a	Install Detection Camera	6	20-Sep-25	26-Sep-25	05-Nov-24	11-Nov-24			SC2120: FF, DS4490: FS, DS6440: FS, DS7500: FS, SW2720b: FS				
SW2830a	Install SEC Camera	9	20-Sep-25	30-Sep-25	13-Mar-25	22-Mar-25			SC2390: FF, EM1130: FS, DS7410: FS, SW2720b: FS				
SW2840a	Install PVMS	6	20-Sep-25	26-Sep-25	17-Feb-25	22-Feb-25			SC1210: FF, EM1030: FS, DS2810: FS, EM1650: FS, DS8250: FS, SW2720b: FS				
SW2790b	Signal Cable Laying and Termination (CP29 to CP32) (CP Side)	6	02-Oct-25	09-Oct-25	12-Nov-24	18-Nov-24			SW2720b: FS, SC2480: FF, SW2760a: FS, SW2810a: FS, SW2750a: FS				
SW2730c	Install VLSL (NCP Side)	7	06-Oct-25	14-Oct-25	15-Feb-25	22-Feb-25			SW2720c: FS, SW2730b: FS				
SW2820b	Install ET (Road Level)	9	06-Oct-25	16-Oct-25	13-Feb-25	22-Feb-25			SC1720: FF, DS4190: FS, DS6080: FS, DS6480: FS, SW2720c: FS				
SW2780a	Install GOFS (CP29 to CP32)	6	10-Oct-25	16-Oct-25	11-Mar-25	17-Mar-25			SC2570: FF, DS8560: FS, SW2720c: FS, SW2790b: FS				
SW2790c	Signal Cable Laying and Termination (CP29 to CP32) (NCP Side)	6	10-Oct-25	16-Oct-25	19-Nov-24	25-Nov-24			SW2720c: FS, SW2790b: FS				
SW2850a	Laying of Leaky Cable	6	10-Oct-25	16-Oct-25	17-Feb-25	22-Feb-25			SW2720c: FS, SW2790b: FS				
West Bound		54	01-Sep-25	05-Nov-25	27-Aug-24	22-Mar-25							
West Bound - Tunnel Section - CP26 to CP30		54	01-Sep-25	05-Nov-25	27-Aug-24	22-Mar-25							
SW3760	Install Cable Containment (CP Side)	19	01-Sep-25	22-Sep-25	27-Aug-24	17-Sep-24			AC1090c: SS				
SW3800	Install PA in Service Gallery	16	01-Sep-25	18-Sep-25	19-Dec-24	08-Jan-25			AC1090d: SS				
SW3820a	Install ET (Service Gallery)	10	01-Sep-25	11-Sep-25	12-Feb-25	22-Feb-25			AC1090d: SS				
SW3810	Install PABX in Service Gallery	18	19-Sep-25	11-Oct-25	09-Jan-25	01-Feb-25			AC1090d: SS, SW3800: FS				
SW3760a	Install Cable Containment (NCP Side)	19	23-Sep-25	16-Oct-25	19-Sep-24	12-Oct-24			SW3760: FS				
SW3770	Install CCTV Camera	15	23-Sep-25	11-Oct-25	16-Oct-24	01-Nov-24			SW3760: FS				
SW3780	Install Detection Camera	15	23-Sep-25	11-Oct-25	16-Oct-24	01-Nov-24			SW3760: FS				
SW3790	Install VLSL (CP Side)	11	23-Sep-25	06-Oct-25	25-Jan-25	10-Feb-25			SW3760: FS				
SW3820	Install ET (Road Level)	10	23-Sep-25	04-Oct-25	12-Feb-25	22-Feb-25			SW3760: FS				
SW3830	Install Traffic Control Devices	15	23-Sep-25	11-Oct-25	16-Oct-24	01-Nov-24			SW3760: FS, SW3760: FF				
SW3850	Install SEC Camera	15	23-Sep-25	11-Oct-25	06-Mar-25	22-Mar-25			SW3760: FS				
SW3880	Install PVMS	10	23-Sep-25	04-Oct-25	12-Feb-25	22-Feb-25			SW3760: FS				
SW3790a	Install VLSL (NCP Side)	11	08-Oct-25	20-Oct-25	11-Feb-25	22-Feb-25			SW3790: FS				
SW3840	Install Radio System in Service Gallery	18	13-Oct-25	03-Nov-25	03-Feb-25	22-Feb-25			AC1090d: SS, SW3810: FS				
SW3870	Signal Cable Laying and Termination (CP26 to CP30) (CP Side)	10	13-Oct-25	23-Oct-25	02-Nov-24	13-Nov-24			SW3760: FS, SW3770: FS, SW3780: FS, SW3830: FS				
SW3860	Install GOFS (CP26 to CP30)	10	24-Oct-25	05-Nov-25	06-Mar-25	17-Mar-25			SW3760a: FS, SW3870: FS				
SW3870a	Signal Cable Laying and Termination (CP26 to CP30) (NCP Side)	10	24-Oct-25	05-Nov-25	14-Nov-24	25-Nov-24			SW3760a: FS, SW3870: FS				
SW3890	Laying of Leaky Cable	10	24-Oct-25	05-Nov-25	12-Feb-25	22-Feb-25			SW3760a: FS, SW3870: FS				
West Bound - Tunnel Section - CP30 to CP32 (CKL Main Tunnel)		28	01-Sep-25	03-Oct-25	17-Sep-24	22-Mar-25							
SW3760b	Install Cable Containment (CP Side)	10	01-Sep-25	11-Sep-25	17-Sep-24	28-Sep-24			AC1090g: SS				
SW3800a	Install PA in Service Gallery	8	01-Sep-25	09-Sep-25	21-Jan-25	01-Feb-25			AC1090h: SS				
SW3820c	Install ET (Service Gallery)	5	01-Sep-25	05-Sep-25	18-Feb-25	22-Feb-25			AC1090h: SS				
SW3810a	Install PABX in Service Gallery	9	10-Sep-25	19-Sep-25	03-Feb-25	12-Feb-25			AC1090h: SS, SW3800a: FS				
SW3760c	Install Cable Containment (NCP Side)	10	12-Sep-25	23-Sep-25	30-Sep-24	12-Oct-24			SW3760b: FS				
SW3770a	Install CCTV Camera	8	12-Sep-25	20-Sep-25	05-Nov-24	13-Nov-24			SW3760b: FS				
SW3780a	Install Detection Camera	8	12-Sep-25	20-Sep-25	05-Nov-24	13-Nov-24			SW3760b: FS				
SW3790b	Install VLSL (CP Side)	6	12-Sep-25	18-Sep-25	10-Feb-25	15-Feb-25			SW3760b: FS				
SW3820b	Install ET (Road Level)	5	12-Sep-25	17-Sep-25	18-Feb-25	22-Feb-25			SW3760b: FS				
SW3830a	Install Traffic Control Devices	8	12-Sep-25	20-Sep-25	05-Nov-24	13-Nov-24			SW3760b: FS, SW3760b: FF				
SW3850a	Install SEC Camera	8	12-Sep-25	20-Sep-25	14-Mar-25	22-Mar-25			SW3760b: FS				
SW3880a	Install PVMS	5	12-Sep-25	17-Sep-25	18-Feb-25	22-Feb-25			SW3760b: FS				



■ Remaining Work ◆ Milestone
■ Critical Activity
■ Actual Work

Date	Revision	Checked	Approved
31-Aug-25	Rev. 0	MY	

Activity ID	Activity Name	Original Duration	Early Start	Early Finish	Late Start	Late Finish	Actual Start	Actual Finish	Predecessor Details	2025			
										Aug 44	Sep 45	Oct 46	Nov 47
SW3790c	Install VLS (NCP Side)	6	19-Sep-25	25-Sep-25	17-Feb-25	22-Feb-25			SW3790b: FS				
SW3840a	Install Radio System in Service Gallery	9	20-Sep-25	30-Sep-25	13-Feb-25	22-Feb-25			AC1090h: SS, SW3810a: FS				
SW3870b	Signal Cable Laying and Termination (CP30 to CP32) (CP Side)	5	22-Sep-25	26-Sep-25	14-Nov-24	19-Nov-24			SW3760b: FS, SW3770a: FS, SW3780a: FS, SW3830a: FS				
SW3860a	Install GOFS (CP30 to CP32)	5	27-Sep-25	03-Oct-25	12-Mar-25	17-Mar-25			SW3760c: FS, SW3870b: FS				
SW3870c	Signal Cable Laying and Termination (CP30 to CP32) (NCP Side)	5	27-Sep-25	03-Oct-25	20-Nov-24	25-Nov-24			SW3760c: FS, SW3870b: FS				
SW3890a	Laying of Leaky Cable	5	27-Sep-25	03-Oct-25	18-Feb-25	22-Feb-25			SW3760c: FS, SW3870b: FS				
Tunnel Section - TSS/CKL Final Connection		64	15-Sep-25	01-Dec-25	25-Sep-24	22-Mar-25							
East Bound		14	15-Nov-25	01-Dec-25	01-Mar-25	17-Mar-25							
SW3910	Remaining TCSS Installations (Service Gallery)	14	15-Nov-25	01-Dec-25	01-Mar-25	17-Mar-25			AC1110: SS				
West Bound		47	15-Sep-25	11-Nov-25	25-Sep-24	22-Mar-25							
SW3940a	Remaining TCSS Installations (Service Gallery)	14	15-Sep-25	30-Sep-25	01-Mar-25	17-Mar-25			AC1120a: SS				
SW3940	Remaining TCSS Installations (Road Level)	14	30-Sep-25	17-Oct-25	25-Sep-24	12-Oct-24			AC1120: SS				
SW3950	Cable Laying and Termination	5	06-Nov-25	11-Nov-25	18-Mar-25	22-Mar-25			SW3860: FS, SW3890: FS, SW3870a: FS, SW3940: FS, SW3860a: FS, SW3890a: FS, SW3870c: FS, SW3940a: FS				
West Ventilation Building		484	01-Sep-25	09-Dec-25	06-Sep-24	21-Apr-25	01-Apr-24						
Installation Works		484	01-Sep-25	09-Dec-25	06-Sep-24	21-Apr-25	01-Apr-24						
SW1650	Install Cable Containments	24	01-Sep-25	04-Sep-25	06-Sep-24	10-Sep-24	01-Apr-24		DS6400: FS, DS6540: FS				
SW1740	Signal Cable Laying	15	01-Sep-25	31-Oct-25	26-Sep-24	25-Nov-24	24-Mar-25		SW1650: SS				
SW1710a	Install LCX Bracket	21	01-Sep-25	30-Sep-25	13-Nov-24	12-Dec-24	25-Apr-25		SW4340: FS, DS3250: FS				
SW1730	Install ET Equipment	12	01-Sep-25	13-Sep-25	27-Sep-24	12-Oct-24			SC1720: FF, DS4190: FS, DS6080: FS, DS6480: FS, SW1690: SS				
SW1670	Install Network Equipment	36	16-Sep-25	30-Oct-25	15-Oct-24	25-Nov-24			SC1330: FF, DS4340: FS, DS4440: FS, SW1700: SS, SW1660: FS				
SW1680	Install Manual Fallback Control Equipment	24	16-Sep-25	15-Oct-25	29-Oct-24	25-Nov-24			SC2240: FF, DS6240: FS, DS7370: FS, DS8310: FS, SW1700: SS, EM1110: FS				
SW1700	Install Operation Facilities Equipment	14	16-Sep-25	02-Oct-25	15-Oct-24	30-Oct-24			SC2680: FF, EM1120: FS, SW1730: FS 1				
SW1710b	Install LCX Cable	28	02-Oct-25	05-Nov-25	13-Dec-24	16-Jan-25			SW1710a: FS, DS3790: FS 5				
SW1710	Install RAD Equipment & Coupler	28	07-Nov-25	09-Dec-25	18-Jan-25	22-Feb-25			SC1990: FF, DS4390: FS, DS6520: FS, SW1710b: FS 1				
SW1710c	RAD Connection & SCT	28	07-Nov-25	09-Dec-25	19-Mar-25	21-Apr-25			SW1710: SS				
East Ventilation Building		110	01-Sep-25	15-Dec-25	12-Aug-24	31-Oct-26	23-Jun-25						
SW2960	Inspect Civil Provisions & Submit Inspection Report	12	01-Sep-25	13-Sep-25	24-Sep-26	09-Oct-26			AC1010: SS, KD1010: FS				
SW2970	Rectify Civil Provision Defects by Others	18	15-Sep-25	06-Oct-25	10-Oct-26	31-Oct-26			SW2960: FS				
Installation Works		110	01-Sep-25	15-Dec-25	12-Aug-24	22-Feb-25	23-Jun-25						
SW1750	Install Cable Containments	24	01-Sep-25	15-Oct-25	12-Aug-24	24-Sep-24	23-Jun-25		SC2480: FF, DS6400: FS, DS6540: FS				
SW1790	Install PABX Equipment	20	01-Sep-25	15-Oct-25	24-Sep-24	07-Nov-24	23-Jun-25		SC1590: SS, DS4140: FS, DS6040: FS, DS6480: FS, SW1750: SS				
SW1820	Install PA Equipment	12	01-Sep-25	30-Sep-25	08-Oct-24	07-Nov-24	23-Jun-25		SC1860: FF, DS4240: FS, DS6480: FS, DS6120: FS				
SW1830	Install ET Equipment	12	01-Sep-25	13-Sep-25	25-Oct-24	07-Nov-24			SC1720: FF, DS4190: FS, DS6080: FS, DS6480: FS, SW1820: SS				
SW1760	Position Equipment Rack	12	16-Oct-25	30-Oct-25	25-Sep-24	09-Oct-24			SW1750: FS				
SW1770	Install Network Equipment	36	16-Oct-25	27-Nov-25	25-Sep-24	07-Nov-24			SC1330: FF, DS4340: FS, DS4440: FS, SW1760: SS				
SW1780	Install Manual Fallback Control Equipment	24	23-Oct-25	20-Nov-25	10-Oct-24	07-Nov-24			SC2240: FF, DS6240: FS, DS7370: FS, DS8310: FS, SW1770: SS 6, EM1110: FS				



■ Remaining Work ◆ Milestone
■ Critical Activity
■ Actual Work

Date	Revision	Checked	Approved
31-Aug-25	Rev. 0	MY	

Activity ID	Activity Name	Original Duration	Early Start	Early Finish	Late Start	Late Finish	Actual Start	Actual Finish	Predecessor Details	2025			
										Aug 44	Sep 45	Oct 46	Nov 47
SW1800	Install Operation Facilities Equipment	14	05-Nov-25	20-Nov-25	23-Oct-24	07-Nov-24			SC2680: FF, DS6280: FS, SW1770: SS, EM1120: FS				
SW1810	Install Radio Equipment	12	13-Nov-25	26-Nov-25	10-Feb-25	22-Feb-25			SC1990: FF, DS4390: FS, DS6160: FS, DS6520: FS, SW1790: FS				
SW1840	Signal Cable Laying	15	28-Nov-25	15-Dec-25	08-Nov-24	25-Nov-24			SW1770: FS, SW1780: FS, SW1800: FS, SW1820: FS, SW1830: FS, SW1790: FS				
Site Commissioning Test		36	12-Nov-25	23-Dec-25	08-Apr-25	21-May-25							
TC1290	SCT of PABX System	36	12-Nov-25	23-Dec-25	08-Apr-25	21-May-25			SW2380: FS, SW2440: FS, SW2560: FS, SW2650: FS, SW2770: FS, SC1620: FF, SW3280: FS, SW3350: FS, SW3460: FS, SW3690: FS, SW3550: FS, SW3060: FS, SW3180: FS, SW3810: FS, SW4010: FS, SW4070: FS, SW4110: FS, SW4150: FS, SW4200: FS, SW4250: FS, SW4300: FS, SW2770a: FS, SW3810a: FS, DS8640: FS, SW1790: FS, SW1690: FS				
Portion 3 - CKL Branch Tunnel in TKO-LTT Site		99	01-Sep-25	29-Dec-25	30-Jul-24	22-Feb-25							
SW1850	Inspect Civil Provisions & Submit Inspection Report	3	01-Sep-25	03-Sep-25	30-Jul-24	01-Aug-24			AC1020: SS				
SW1860	Rectify Civil Provision Defects by Others	7	04-Sep-25	11-Sep-25	02-Aug-24	09-Aug-24			SW1850: FS				
Installation Works		89	12-Sep-25	29-Dec-25	10-Aug-24	22-Feb-25							
SW1890	Install Cable Containments	36	12-Sep-25	25-Oct-25	10-Aug-24	21-Sep-24			SC2480: FF, DS6404: FS, DS6540: FS, SW1860: FS				
SW1910	Laying of Leaky Cable	51	15-Oct-25	13-Dec-25	20-Dec-24	22-Feb-25			SW1890: SS 26				
SW1920	Signal Cable Laying	51	15-Oct-25	13-Dec-25	10-Sep-24	11-Nov-24			SW1890: SS 26				
SW1870	Install CCTV Camera	51	30-Oct-25	29-Dec-25	25-Sep-24	25-Nov-24			SC1470: FF, DS4090: FS, DS6440: FS, SW1860: FS, SW1890: FS, SW1920: SS 12				
SW1880	Install Detection Camera	51	30-Oct-25	29-Dec-25	25-Sep-24	25-Nov-24			SC2120: FF, DS4490: FS, DS6440: FS, DS7500: FS, SW1860: FS, SW1890: FS, SW1870: SS				
SW1900	Install Traffic Control Devices	51	30-Oct-25	29-Dec-25	25-Sep-24	25-Nov-24			SC1210: FF, DS2810: FS, EM1650: FS, DS8250: FS, SW1870: SS, SW1880: SS, SW2220: SS, SW1890: FS				



High Level 3-month Look Ahead Programme

Activities	Jul-25	Aug-25	Sep-25
Lam Tin Interchange			
Site Formation - Area 1G1, 1G2 & 5	■		
Site Formation - Slope Stabilisation	■		
Soft Landscape	■	■	
Stage 1 & 2 Commissioning Outstanding Works	■	■	■

High Level 3-month Look Ahead Programme

Activities	Oct-25	Nov-25	Dec-25
Lam Tin Interchange			
Soft Landscape			
Stage 1 & 2 Commissioning Outstanding Works			