

## Appendix E - 1-hour TSP Monitoring Results

Location AM1 - Tin Hau Temple			
Date	Time	Weather	Particulate Concentration ( $\mu\text{g}/\text{m}^3$ )
6-Dec-23	11:16	Cloudy	100.7
6-Dec-23	12:16	Cloudy	87.4
6-Dec-23	13:16	Cloudy	49.4
12-Dec-23	11:14	Sunny	47.5
12-Dec-23	12:14	Sunny	58.9
12-Dec-23	13:14	Sunny	62.7
18-Dec-23	11:14	Cloudy	93.1
18-Dec-23	12:14	Cloudy	89.3
18-Dec-23	13:14	Cloudy	70.3
23-Dec-23	9:00	Sunny	49.4
23-Dec-23	10:00	Sunny	38.0
23-Dec-23	11:00	Sunny	38.0
29-Dec-23	11:13	Fine	41.8
29-Dec-23	12:13	Fine	53.2
29-Dec-23	13:13	Fine	64.6
Average			63.0
Maximum			100.7
Minimum			38.0

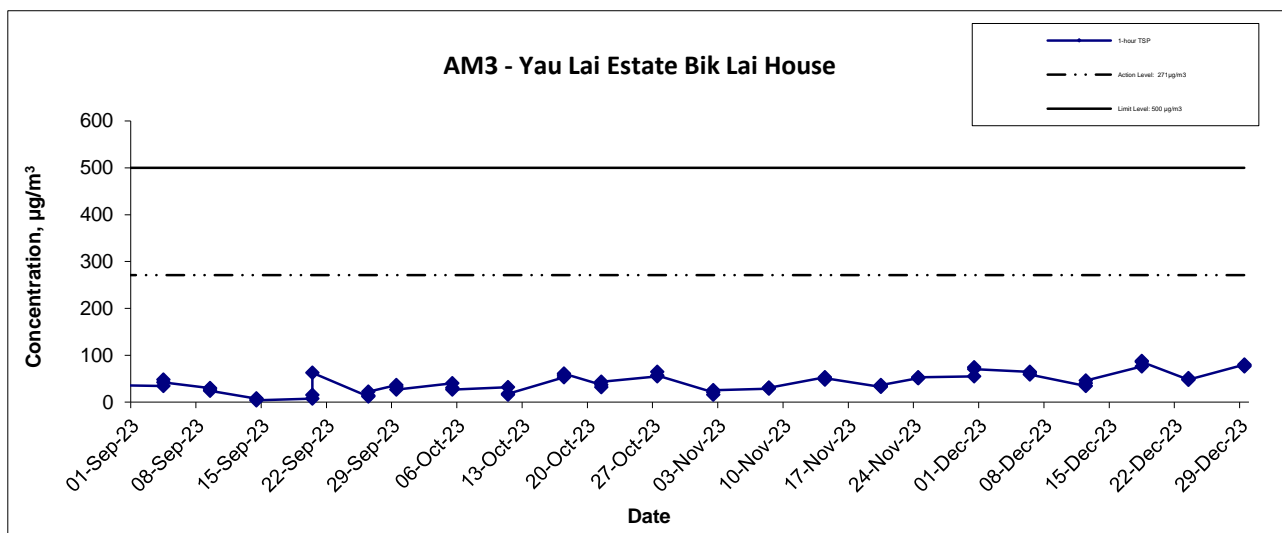
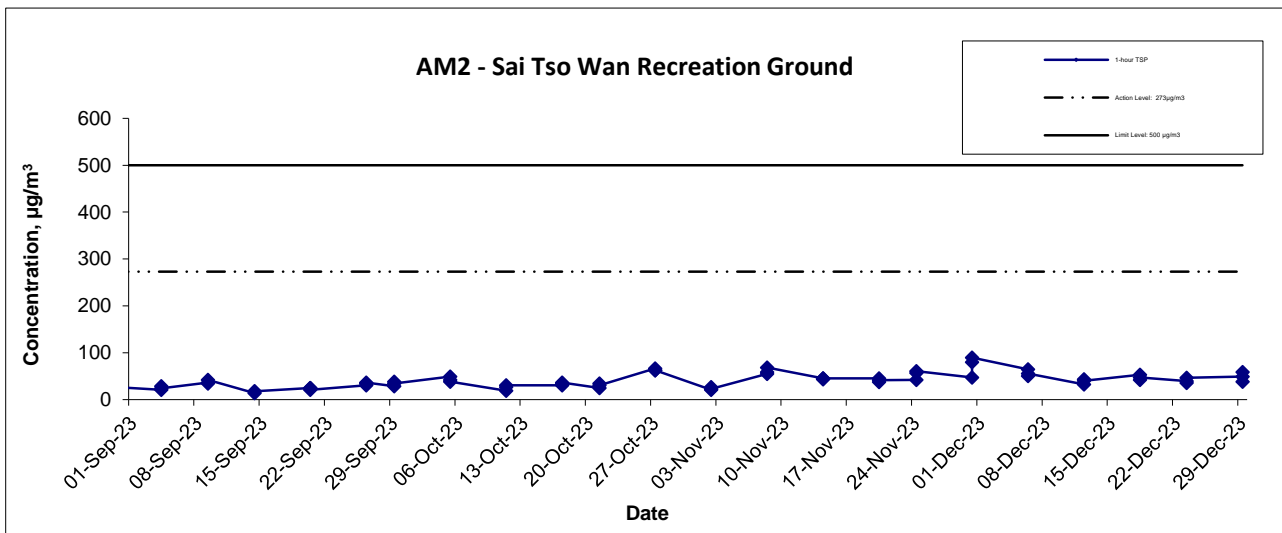
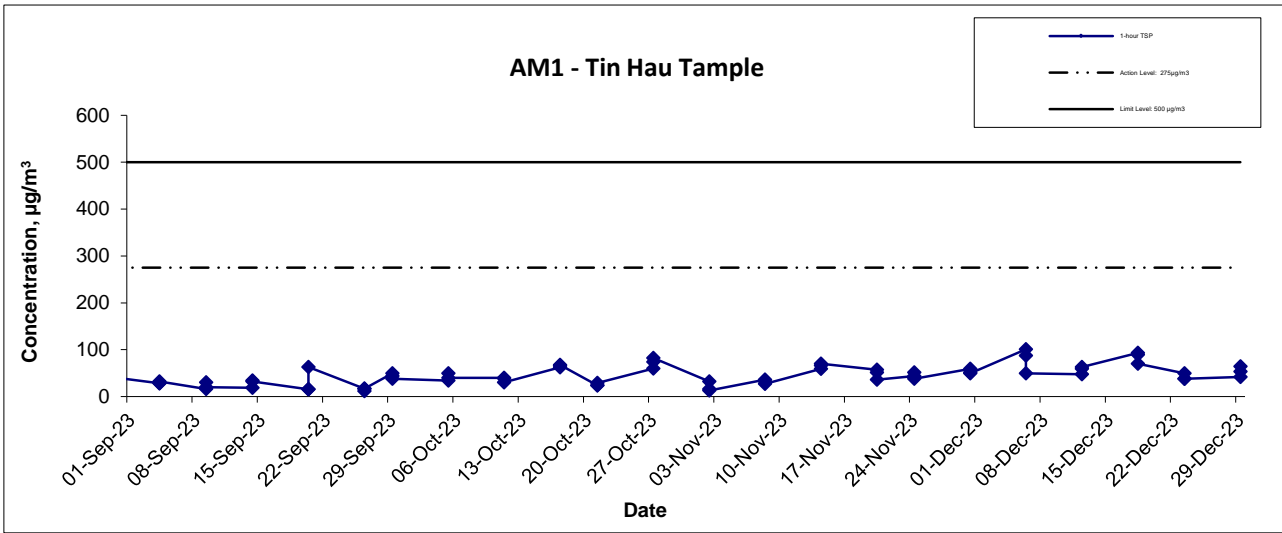
Location AM2 - Sai Tso Wan Recreation Ground			
Date	Time	Weather	<i>Particulate Concentration ( <math>\mu\text{g}/\text{m}^3</math> )</i>
6-Dec-23	9:25	Fine	64.8
6-Dec-23	10:25	Fine	50.4
6-Dec-23	11:25	Fine	55.8
12-Dec-23	9:00	Fine	32.3
12-Dec-23	10:00	Fine	43.7
12-Dec-23	11:00	Fine	39.9
18-Dec-23	16:00	Fine	53.2
18-Dec-23	17:00	Fine	41.8
18-Dec-23	18:00	Fine	47.5
23-Dec-23	11:00	Sunny	39.6
23-Dec-23	12:00	Sunny	36.0
23-Dec-23	13:00	Sunny	46.8
29-Dec-23	13:50	Fine	49.4
29-Dec-23	14:50	Fine	38.0
29-Dec-23	15:50	Fine	58.9
Average			46.5
Maximum			64.8
Minimum			32.3

## Appendix E - 1-hour TSP Monitoring Results

Location AM3 - Yau Lai Estate Bik Lai House			
Date	Time	Weather	<i>Particulate Concentration ( <math>\mu\text{g}/\text{m}^3</math> )</i>
6-Dec-23	13:42	Cloudy	64.6
6-Dec-23	14:42	Cloudy	62.7
6-Dec-23	15:42	Cloudy	58.9
12-Dec-23	13:32	Sunny	34.2
12-Dec-23	14:32	Sunny	39.9
12-Dec-23	15:32	Sunny	45.6
18-Dec-23	13:52	Cloudy	76.0
18-Dec-23	14:52	Cloudy	87.4
18-Dec-23	15:52	Cloudy	85.5
23-Dec-23	14:02	Fine	47.5
23-Dec-23	15:02	Fine	51.3
23-Dec-23	16:02	Fine	47.5
29-Dec-23	14:00	Fine	79.8
29-Dec-23	15:00	Fine	77.9
29-Dec-23	16:00	Fine	76.0
		Average	62.3
		Maximum	87.4
		Minimum	34.2

Location AM4 - Sitting-out Area at Cha Kwo Ling Village			
Date	Time	Weather	<i>Particulate Concentration ( <math>\mu\text{g}/\text{m}^3</math> )</i>
6-Dec-23	9:09	Cloudy	106.4
6-Dec-23	10:09	Cloudy	70.3
6-Dec-23	11:09	Cloudy	62.7
12-Dec-23	9:00	Sunny	53.2
12-Dec-23	10:00	Sunny	34.2
12-Dec-23	11:00	Sunny	43.7
18-Dec-23	9:01	Cloudy	53.2
18-Dec-23	10:01	Cloudy	51.3
18-Dec-23	11:01	Cloudy	53.2
23-Dec-23	13:00	Fine	39.9
23-Dec-23	14:00	Fine	49.4
23-Dec-23	15:00	Fine	51.3
29-Dec-23	9:04	Fine	72.2
29-Dec-23	10:04	Fine	70.3
29-Dec-23	11:04	Fine	53.2
		Average	57.6
		Maximum	106.4
		Minimum	34.2

### 1-hr TSP Concentration Levels

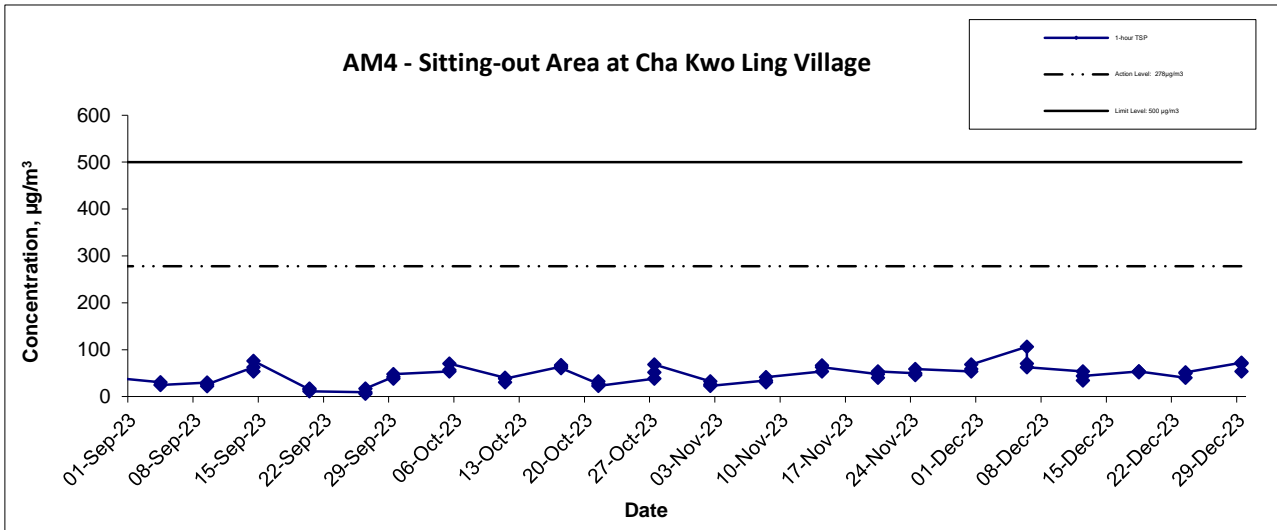


Contract No. ED/2018/04  
 Trunk Road T2 and Infrastructure Works for Developments at the Former South Apron  
 Graphical Presentation of 1-hour TSP Monitoring Results

Scale	N.T.S	Project No.	MA20003
Date	Dec-23	Appendix	E



### 1-hr TSP Concentration Levels



**Notes:**

1. The major activitie(s) being carried out on site during the reporting period is/are presented in Section 1.10
2. The weather conditions during the reporting month are presented in Appendix C.
3. Other factors which might affect the monitoring results are presented in Section 2.18.

Contract No. ED/2018/04 Trunk Road T2 and Infrastructure Works for Developments at the Former South Apron  Graphical Presentation of 1-hour TSP Monitoring Results	Scale N.T.S	Project No. MA20003	CINOTECH
	Date Dec-23	Appendix E	