

APPENDIX E - 1-HOUR TSP MONITORING RESULTS

Appendix E - 1-hour TSP Monitoring Results

Location AM1 - Tin Hau Temple			
Date	Time	Weather	Particulate Concentration ($\mu\text{g}/\text{m}^3$)
1-Dec-22	13:15	Cloudy	29.4
1-Dec-22	14:15	Cloudy	25.2
1-Dec-22	15:15	Cloudy	18.9
7-Dec-22	16:40	Sunny	21.6
7-Dec-22	17:40	Sunny	18.0
7-Dec-22	18:40	Sunny	25.2
13-Dec-22	13:00	Fine	104.5
13-Dec-22	14:00	Fine	98.8
13-Dec-22	15:00	Fine	114.0
19-Dec-22	9:32	Sunny	41.4
19-Dec-22	10:32	Sunny	36.0
19-Dec-22	11:32	Sunny	46.8
23-Dec-22	12:55	Sunny	46.8
23-Dec-22	13:55	Sunny	37.8
23-Dec-22	14:55	Sunny	54.0
29-Dec-22	16:00	Sunny	28.8
29-Dec-22	17:00	Sunny	25.2
29-Dec-22	18:00	Sunny	36.0
		Average	44.9
		Maximum	114.0
		Minimum	18.0

Location AM2 - Sai Tso Wan Recreation Ground			
Date	Time	Weather	<i>Particulate Concentration ($\mu\text{g}/\text{m}^3$)</i>
1-Dec-22	9:30	Cloudy	8.0
1-Dec-22	10:30	Cloudy	10.0
1-Dec-22	11:30	Cloudy	10.0
7-Dec-22	16:10	Fine	18.0
7-Dec-22	17:10	Fine	20.0
7-Dec-22	18:10	Fine	20.0
13-Dec-22	16:10	Fine	22.8
13-Dec-22	17:10	Fine	32.3
13-Dec-22	18:10	Fine	19.0
19-Dec-22	15:25	Sunny	37.8
19-Dec-22	16:25	Sunny	36.0
19-Dec-22	17:25	Sunny	36.0
23-Dec-22	16:00	Sunny	46.0
23-Dec-22	17:00	Sunny	44.0
23-Dec-22	18:00	Sunny	50.0
29-Dec-22	9:10	Sunny	86.4
29-Dec-22	10:10	Sunny	88.2
29-Dec-22	11:10	Sunny	99.0
		Average	38.0
		Maximum	99.0
		Minimum	8.0

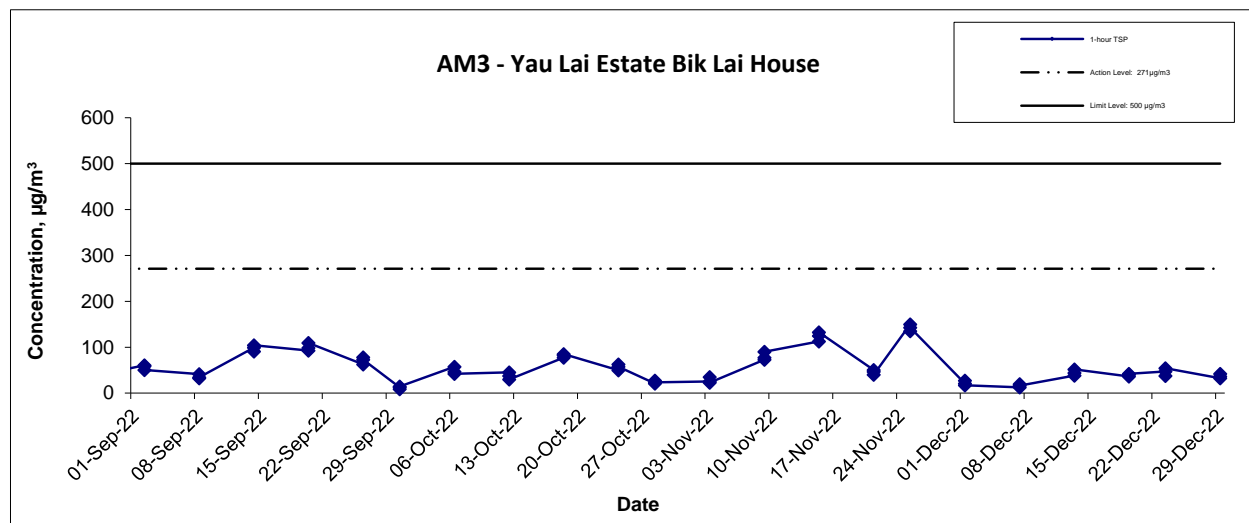
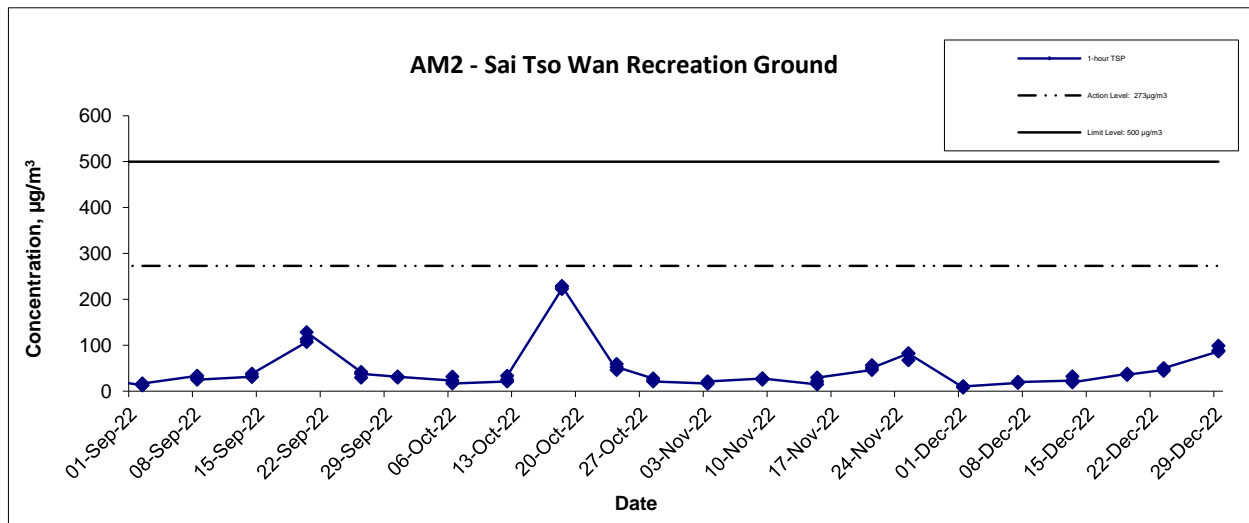
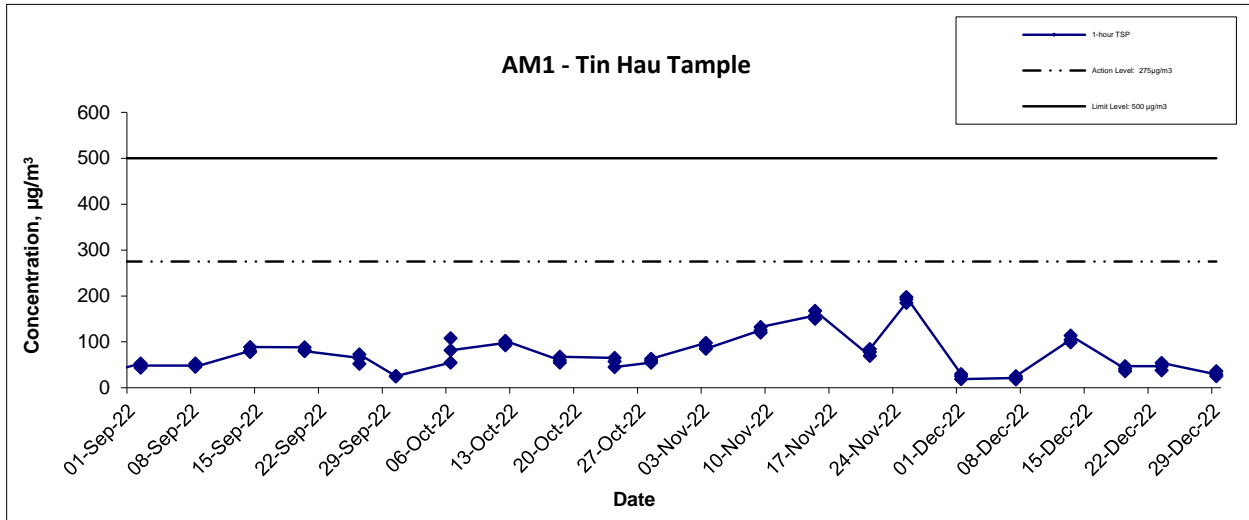
APPENDIX E - 1-HOUR TSP MONITORING RESULTS
Appendix E - 1-hour TSP Monitoring Results

Location AM3 - Yau Lai Estate Bik Lai House			
Date	Time	Weather	<i>Particulate Concentration ($\mu\text{g}/\text{m}^3$)</i>
1-Dec-22	9:10	Cloudy	21.0
1-Dec-22	10:10	Cloudy	27.3
1-Dec-22	11:10	Cloudy	16.8
7-Dec-22	9:00	Sunny	12.6
7-Dec-22	10:00	Sunny	19.8
7-Dec-22	11:00	Sunny	16.2
13-Dec-22	9:00	Fine	38.0
13-Dec-22	10:00	Fine	43.7
13-Dec-22	11:00	Fine	51.3
19-Dec-22	9:32	Sunny	36.0
19-Dec-22	10:32	Sunny	40.0
19-Dec-22	11:32	Sunny	42.0
23-Dec-22	12:55	Sunny	46.8
23-Dec-22	13:55	Sunny	37.8
23-Dec-22	14:55	Sunny	54.0
29-Dec-22	9:05	Sunny	32.3
29-Dec-22	10:05	Sunny	41.8
29-Dec-22	11:05	Sunny	36.1
		Average	34.1
		Maximum	54.0
		Minimum	12.6

Location AM4 - Sitting-out Area at Cha Kwo Ling Village			
Date	Time	Weather	<i>Particulate Concentration ($\mu\text{g}/\text{m}^3$)</i>
1-Dec-22	16:20	Cloudy	16.8
1-Dec-22	17:20	Cloudy	23.1
1-Dec-22	18:20	Cloudy	25.2
7-Dec-22	13:00	Cloudy	30.0
7-Dec-22	14:00	Cloudy	44.0
7-Dec-22	15:00	Cloudy	40.0
13-Dec-22	16:10	Fine	60.8
13-Dec-22	17:10	Fine	66.5
13-Dec-22	18:10	Fine	74.1
19-Dec-22	15:10	Sunny	150.0
19-Dec-22	16:10	Sunny	132.0
19-Dec-22	17:10	Sunny	122.0
23-Dec-22	16:05	Sunny	41.4
23-Dec-22	17:05	Sunny	50.4
23-Dec-22	18:05	Sunny	45.0
29-Dec-22	13:00	Sunny	39.9
29-Dec-22	14:00	Sunny	53.2
29-Dec-22	15:00	Sunny	43.7
		Average	58.8
		Maximum	150.0
		Minimum	16.8

APPENDIX E - 1-HOUR TSP MONITORING RESULTS

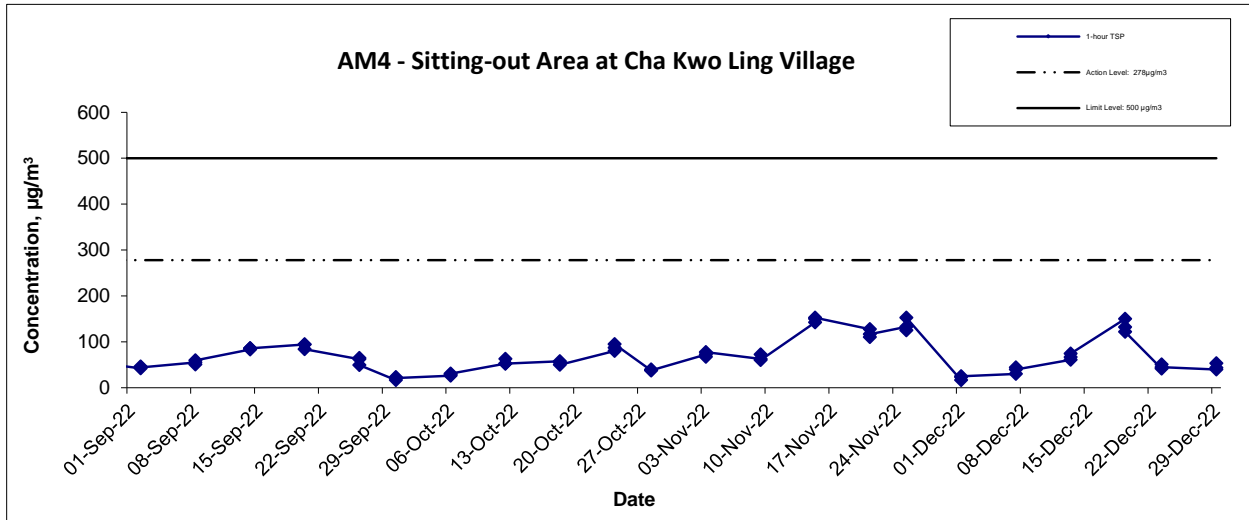
1-hr TSP Concentration Levels



Contract No. ED/2018/04 Trunk Road T2 and Infrastructure Works for Developments at the Former South Apron Graphical Presentation of 1-hour TSP Monitoring Results	Scale	Project	
	Date	Appendix	
	N.T.S	MA20003	
	Dec-22	E	

APPENDIX E - 1-HOUR TSP MONITORING RESULTS

1-hr TSP Concentration Levels



Notes:

1. The major activitie(s) being carried out on site during the reporting period is/are presented in Section 1.10
2. The weather conditions during the reporting month are presented in Appendix C.
3. Other factors which might affect the monitoring results are presented in Section 2.18.

Contract No. ED/2018/04 Trunk Road T2 and Infrastructure Works for Developments at the Former South Apron Graphical Presentation of 1-hour TSP Monitoring Results	Scale N.T.S	Project No. MA20003	
	Date Dec-22	Appendix E	