

Appendix F - 24-hour TSP Monitoring Results

Location AM1 - Tin Hau Temple

Start Date	Weather	Filter Weight (g)		Particulate	Elapse Time		Sampling	Flow Rate (m ³ /min.)		Av. flow	Total vol.	Conc.
	Condition	Initial	Final	Weight (g)	Initial	Final	Time(hrs.)	Initial	Final	(m ³ /min)	(m ³)	(µg/m ³)
2-Nov-22	Windy	3.3671	3.4355	0.0684	10961.3	10985.3	24.0	1.23	1.22	1.23	1765.0	38.8
8-Nov-22	Sunny	3.3357	3.4867	0.1510	10985.3	11009.3	24.0	1.23	1.22	1.23	1765.1	85.5
14-Nov-22	Fine	3.3748	3.6510	0.2762	11009.3	11033.3	24.0	1.22	1.22	1.22	1761.4	156.8
19-Nov-22	Cloudy	3.3464	3.6029	0.2565	11033.2	11057.2	24.0	1.22	1.22	1.22	1758.5	145.9
24-Nov-22	Fine	3.3831	3.5950	0.2119	11057.3	11081.3	24.0	1.23	1.23	1.23	1767.0	119.9
30-Nov-22	Cloudy	3.3169	3.4640	0.1471	11081.3	11105.3	24.0	1.23	1.24	1.23	1775.8	82.8
											Min	38.8
											Max	156.8
											Average	105.0

Location AM2 - Sai Tso Wan Recreation Ground

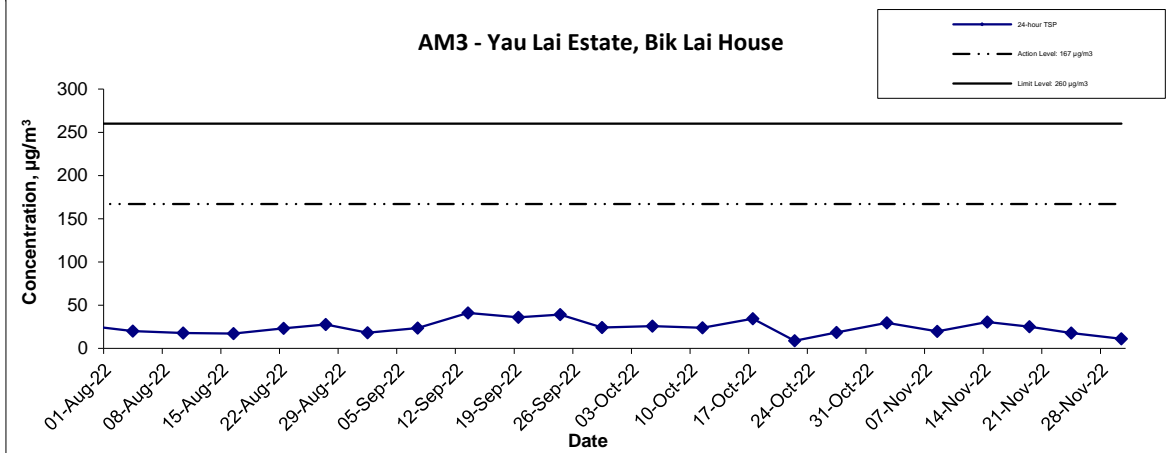
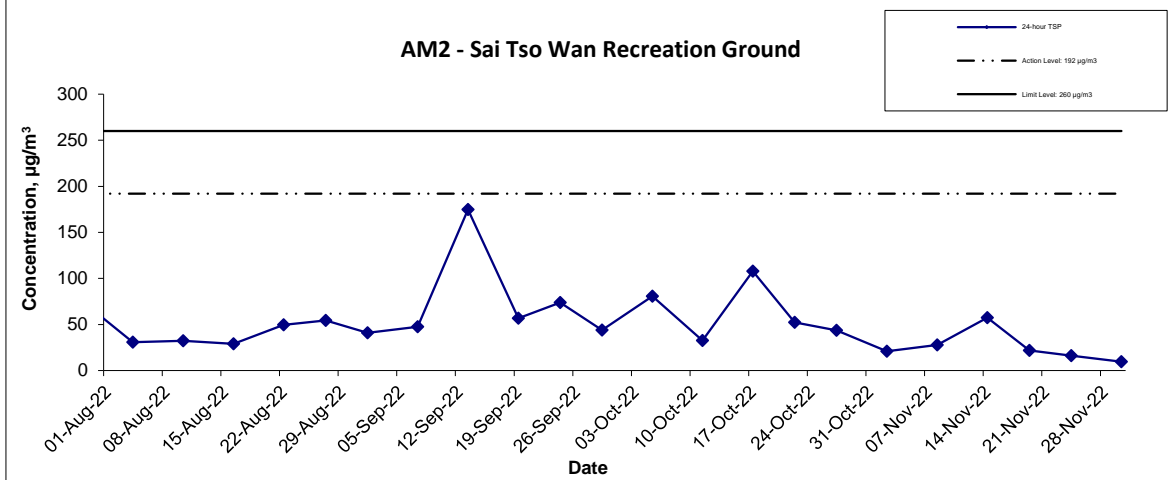
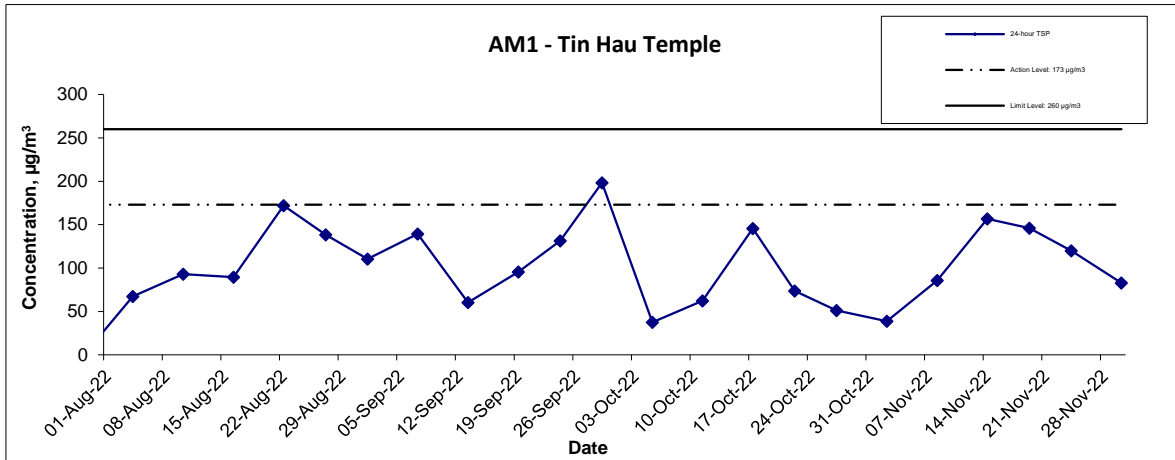
Start Date	Weather	Filter Weight (g)		Particulate	Elapse Time		Sampling	Flow Rate (m ³ /min.)		Av. flow	Total vol.	Conc.
	Condition	Initial	Final	Weight (g)	Initial	Final	Time(hrs.)	Initial	Final	(m ³ /min)	(m ³)	(µg/m ³)
2-Nov-22	Windy	3.3715	3.4085	0.0370	32008.6	32032.6	24.0	1.23	1.23	1.23	1766.6	20.9
8-Nov-22	Sunny	3.3824	3.4317	0.0493	32032.6	32056.6	24.0	1.23	1.23	1.23	1767.5	27.9
14-Nov-22	Fine	3.3475	3.4487	0.1012	32056.6	32080.6	24.0	1.23	1.22	1.22	1763.3	57.4
19-Nov-22	Fine	3.3475	3.3859	0.0384	32080.6	32104.6	24.0	1.22	1.22	1.22	1760.7	21.8
24-Nov-22	Cloudy	3.3747	3.4033	0.0286	32104.6	32128.6	24.0	1.23	1.23	1.23	1768.9	16.2
30-Nov-22	Fine	3.3160	3.3333	0.0173	32128.6	32152.6	24.0	1.23	1.24	1.24	1778.9	9.7
											Min	9.7
											Max	57.4
											Average	25.7

Location AM3 - Yau Lai Estate, Bik Lai House

Start Date	Weather	Filter Weight (g)		Particulate	Elapse Time		Sampling	Flow Rate (m ³ /min.)		Av. flow	Total vol.	Conc.
	Condition	Initial	Final	Weight (g)	Initial	Final	Time(hrs.)	Initial	Final	(m ³ /min)	(m ³)	(µg/m ³)
2-Nov-22	Windy	3.3716	3.4238	0.0522	6233.7	6257.7	24.0	1.23	1.22	1.23	1764.4	29.6
8-Nov-22	Sunny	3.3829	3.4177	0.0348	6257.7	6281.7	24.0	1.23	1.22	1.23	1765.3	19.7
14-Nov-22	Fine	3.3605	3.4140	0.0535	6281.7	6305.7	24.0	1.22	1.22	1.22	1761.2	30.4
19-Nov-22	Fine	3.3569	3.4011	0.0442	6305.7	6329.7	24.0	1.22	1.22	1.22	1758.6	25.1
24-Nov-22	Cloudy	3.3917	3.4230	0.0313	6329.7	6353.7	24.0	1.23	1.23	1.23	1766.7	17.7
30-Nov-22	Cloudy	3.3997	3.4194	0.0197	6377.7	6401.9	24.2	1.23	1.24	1.23	1790.7	11.0
											Min	11.0
											Max	30.4
											Average	22.3

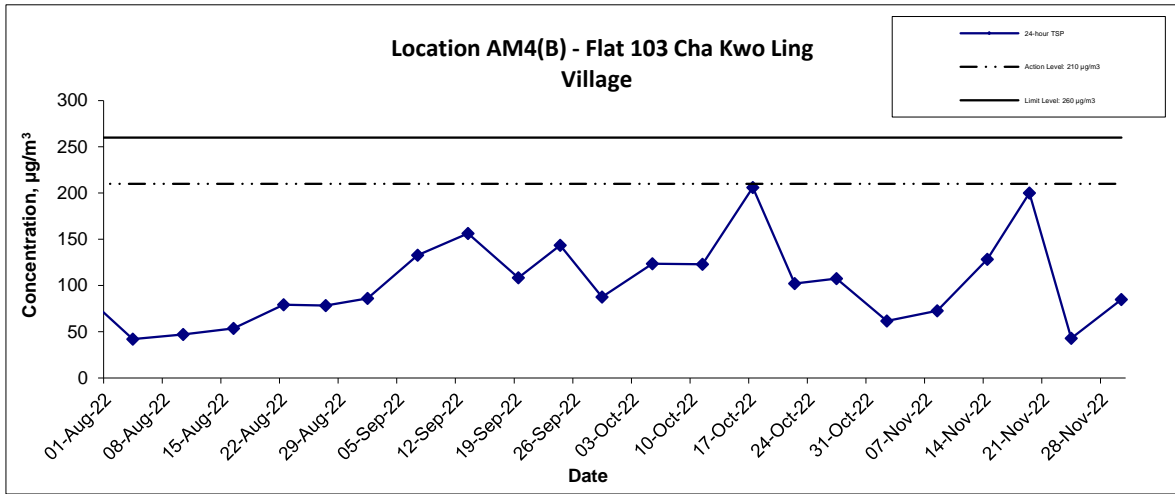
Location AM4(B) - Flat 103 Cha Kwo Ling Village

Start Date	Weather	Filter Weight (g)		Particulate	Elapse Time		Sampling	Flow Rate (m ³ /min.)		Av. flow	Total vol.	Conc.
	Condition	Initial	Final	Weight (g)	Initial	Final	Time(hrs.)	Initial	Final	(m ³ /min)	(m ³)	(µg/m ³)
2-Nov-22	Windy	3.3688	3.4790	0.1102	17271.9	17295.9	24.0	1.24	1.24	1.24	1782.8	61.8
8-Nov-22	Sunny	3.3681	3.4954	0.1273	17295.9	17319.9	24.0	1.22	1.21	1.22	1749.7	72.8
14-Nov-22	Fine	3.3664	3.5905	0.2241	17335.1	17359.1	24.0	1.21	1.21	1.21	1746.0	128.3
19-Nov-22	Fine	3.3432	3.6922	0.3490	17359.1	17383.1	24.0	1.21	1.21	1.21	1743.1	200.2
24-Nov-22	Cloudy	3.3725	3.4477	0.0752	17383.1	17407.1	24.0	1.22	1.22	1.22	1750.9	42.9
30-Nov-22	Cloudy	3.3887	3.5383	0.1496	17407.1	17431.1	24.0	1.22	1.23	1.22	1759.6	85.0
											Min	42.9
											Max	200.2
											Average	98.5



Contract No. ED/2018/04 Trunk Road T2 and Infrastructure Works for Developments at the Former South Apron Graphical Presentation of 24-hour TSP Monitoring Results	Scale N.T.S	Project No. MA20003	CINOTECH
	Date Nov-22	Appendix F	

24-hr TSP Concentration Levels



Notes:

- 1) The major activitie(s) being carried out on site during the reporting period is/are presented in Section 1.10
- 2) The weather conditions during the reporting month are presented in Appendix C.
- 3) Other factors which might affect the monitoring results are presented in Section 2.18.

Contract No. ED/2018/04 Trunk Road T2 and Infrastructure Works for Developments at the Former South Apron Graphical Presentation of 24-hour TSP Monitoring Results	Scale	Project No.	CINOTECH
	Date	Appendix	
	N.T.S	MA20003	
	Nov-22	F	