

Appendix E - 1-hour TSP Monitoring Results

Location AM1 - Tin Hau Temple			
Date	Time	Weather	Particulate Concentration ($\mu\text{g}/\text{m}^3$)
4-Oct-24	11:09	Sunny	16.0
4-Oct-24	12:09	Sunny	14.4
4-Oct-24	13:09	Sunny	46.4
9-Oct-24	12:45	Sunny	37.8
9-Oct-24	13:45	Sunny	43.2
9-Oct-24	14:45	Sunny	34.2
15-Oct-24	9:06	Sunny	65.6
15-Oct-24	10:06	Sunny	60.8
15-Oct-24	11:06	Sunny	54.4
21-Oct-24	11:18	Sunny	56.0
21-Oct-24	12:18	Sunny	62.4
21-Oct-24	13:18	Sunny	41.6
26-Oct-24	9:30	Sunny	64.6
26-Oct-24	10:30	Sunny	45.6
26-Oct-24	11:30	Sunny	55.1
		Average	46.5
		Maximum	65.6
		Minimum	14.4

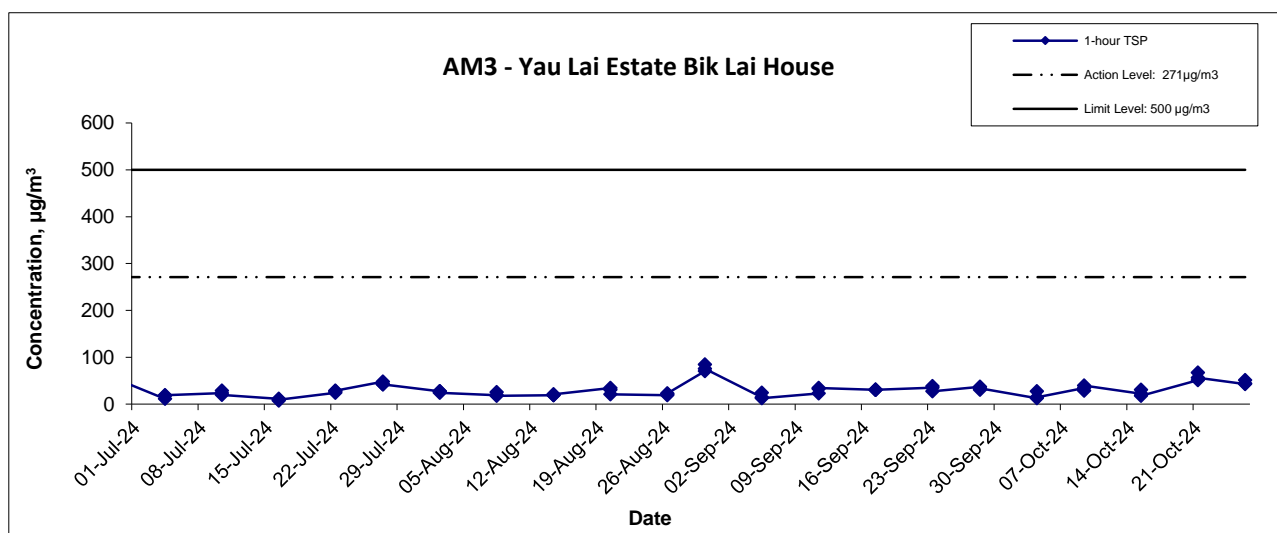
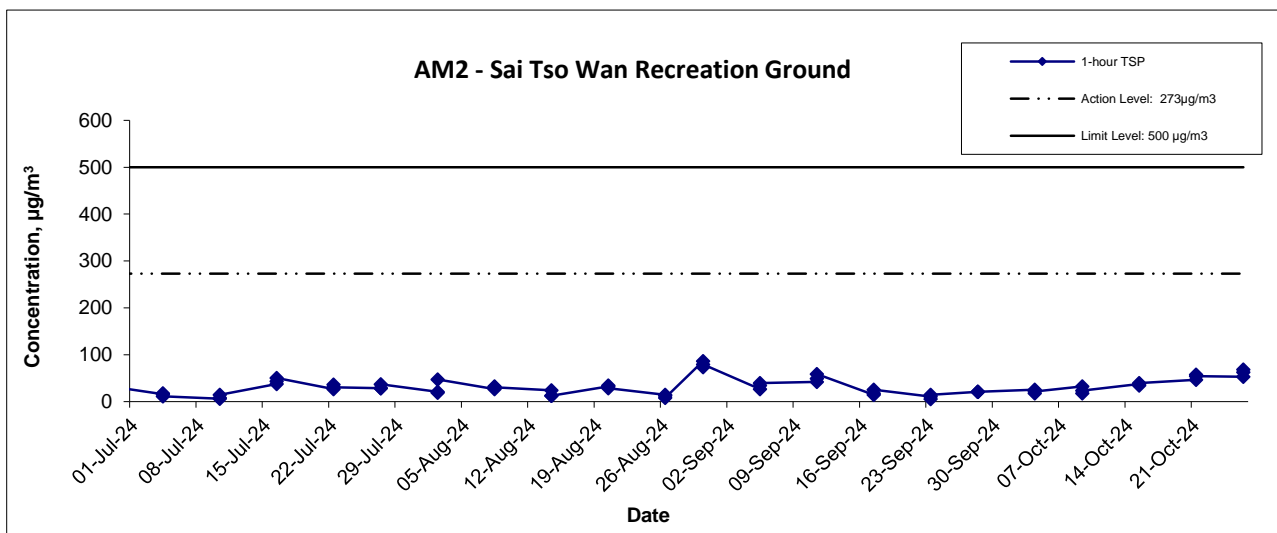
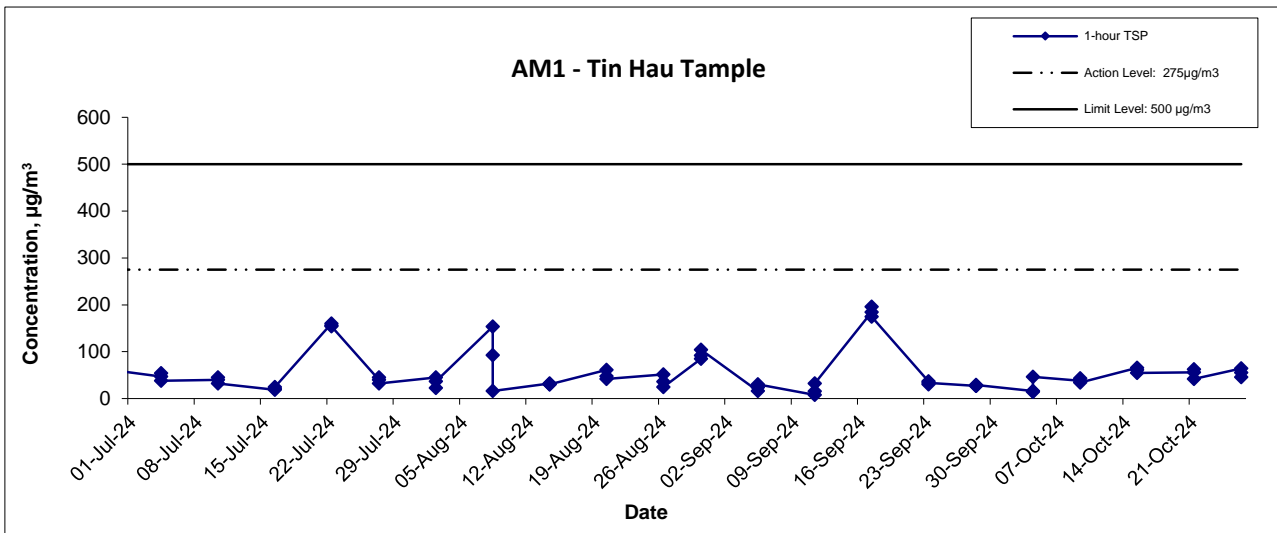
Location AM2 - Sai Tso Wan Recreation Ground			
Date	Time	Weather	<i>Particulate Concentration ($\mu\text{g}/\text{m}^3$)</i>
4-Oct-24	14:00	Sunny	25.2
4-Oct-24	15:00	Sunny	18.0
4-Oct-24	16:00	Sunny	21.6
9-Oct-24	15:40	Sunny	32.4
9-Oct-24	16:40	Sunny	18.0
9-Oct-24	17:40	Sunny	23.4
15-Oct-24	9:00	Sunny	37.8
15-Oct-24	10:00	Sunny	34.2
15-Oct-24	11:00	Sunny	39.6
21-Oct-24	15:38	Sunny	46.8
21-Oct-24	16:38	Sunny	57.6
21-Oct-24	17:38	Sunny	54.0
26-Oct-24	10:00	Sunny	53.2
26-Oct-24	11:00	Sunny	68.4
26-Oct-24	12:00	Sunny	62.7
		Average	39.5
		Maximum	68.4
		Minimum	18.0

Appendix E - 1-hour TSP Monitoring Results

Location AM3 - Yau Lai Estate Bik Lai House			
Date	Time	Weather	<i>Particulate Concentration ($\mu\text{g}/\text{m}^3$)</i>
4-Oct-24	13:48	Sunny	12.8
4-Oct-24	14:48	Sunny	27.2
4-Oct-24	15:48	Sunny	14.4
9-Oct-24	16:00	Sunny	34.2
9-Oct-24	17:00	Sunny	28.8
9-Oct-24	18:00	Sunny	39.6
15-Oct-24	14:31	Sunny	22.4
15-Oct-24	15:31	Sunny	30.4
15-Oct-24	16:31	Sunny	17.6
21-Oct-24	13:50	Sunny	51.2
21-Oct-24	14:50	Sunny	67.2
21-Oct-24	15:50	Sunny	56.0
26-Oct-24	15:30	Sunny	42.5
26-Oct-24	16:30	Sunny	44.2
26-Oct-24	17:30	Sunny	51.0
Average			36.0
Maximum			67.2
Minimum			12.8

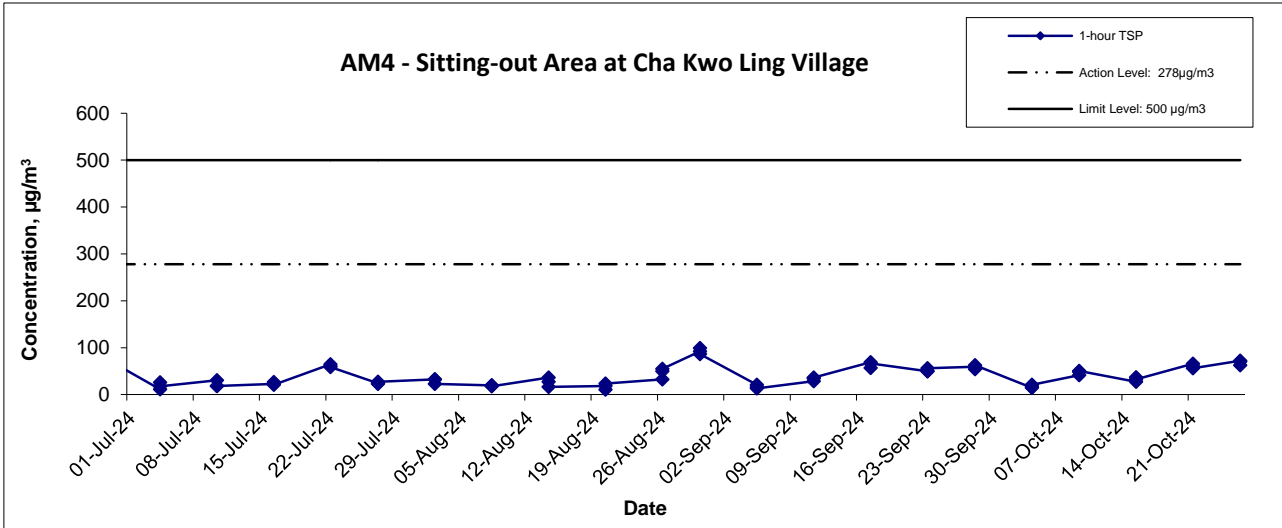
Location AM4 - Sitting-out Area at Cha Kwo Ling Village			
Date	Time	Weather	<i>Particulate Concentration ($\mu\text{g}/\text{m}^3$)</i>
4-Oct-24	9:02	Sunny	14.4
4-Oct-24	10:02	Sunny	16.0
4-Oct-24	11:02	Sunny	20.8
9-Oct-24	9:30	Sunny	41.4
9-Oct-24	10:30	Sunny	48.6
9-Oct-24	11:30	Sunny	50.4
15-Oct-24	11:59	Sunny	27.2
15-Oct-24	12:59	Sunny	36.8
15-Oct-24	13:59	Sunny	32.0
21-Oct-24	9:01	Sunny	65.6
21-Oct-24	10:01	Sunny	60.8
21-Oct-24	11:01	Sunny	56.0
26-Oct-24	12:30	Sunny	72.2
26-Oct-24	13:30	Sunny	70.3
26-Oct-24	14:30	Sunny	62.7
Average			45.0
Maximum			72.2
Minimum			14.4

1-hr TSP Concentration Levels



Contract No. ED/2018/04 Trunk Road T2 and Infrastructure Works for Developments at the Former South Apron Graphical Presentation of 1-hour TSP Monitoring Results	Scale	Project No.	CINOTECH
	Date	Appendix	
	N.T.S	MA20003	
	Oct-24	E	

1-hr TSP Concentration Levels



Notes:

1. The major activitie(s) being carried out on site during the reporting period is/are presented in Section 1.10
2. The weather conditions during the reporting month are presented in Appendix C.
3. Other factors which might affect the monitoring results are presented in Section 2.18.

Contract No. ED/2018/04 Trunk Road T2 and Infrastructure Works for Developments at the Former South Apron Graphical Presentation of 1-hour TSP Monitoring Results	Scale N.T.S	Project No. MA20003	CINOTECH
	Date Oct-24	Appendix E	