

Appendix E - 1-hour TSP Monitoring Results

Location AM1 - Tin Hau Temple			
Date	Time	Weather	Particulate Concentration ($\mu\text{g}/\text{m}^3$)
5-Oct-23	11:23	Sunny	34.2
5-Oct-23	12:23	Sunny	49.4
5-Oct-23	13:23	Sunny	39.9
11-Oct-23	9:00	Sunny	40.0
11-Oct-23	10:00	Sunny	38.4
11-Oct-23	11:00	Sunny	30.4
17-Oct-23	13:00	Fine	62.4
17-Oct-23	14:00	Fine	65.6
17-Oct-23	15:00	Fine	67.2
21-Oct-23	12:27	Fine	24.0
21-Oct-23	13:27	Fine	24.0
21-Oct-23	14:27	Fine	28.8
27-Oct-23	9:00	Sunny	60.0
27-Oct-23	10:00	Sunny	74.0
27-Oct-23	11:00	Sunny	82.0
		Average	48.0
		Maximum	82.0
		Minimum	24.0

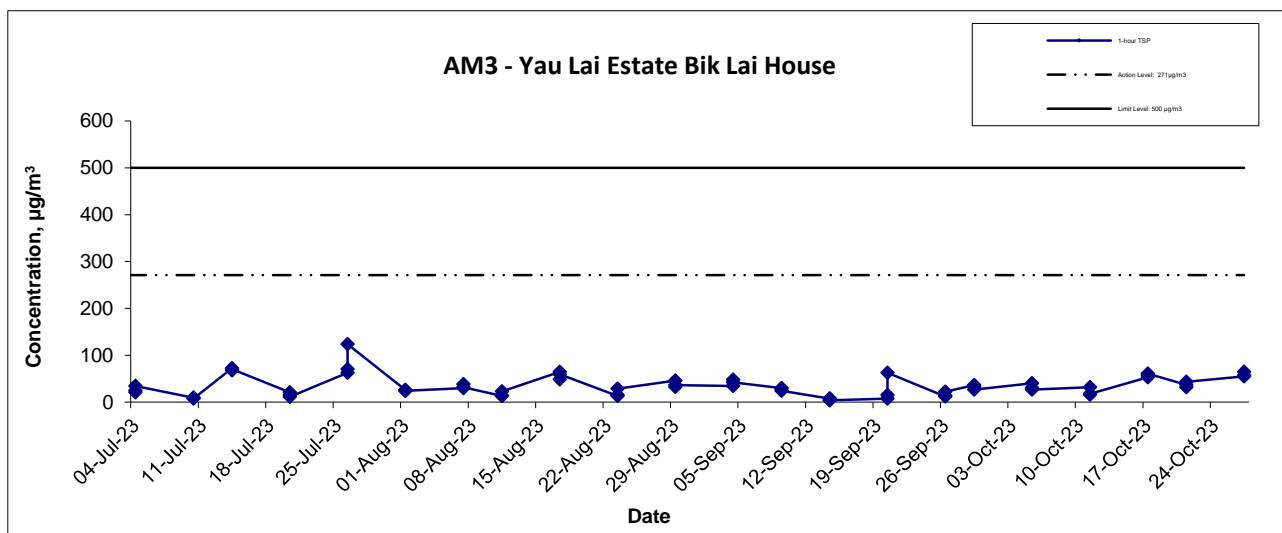
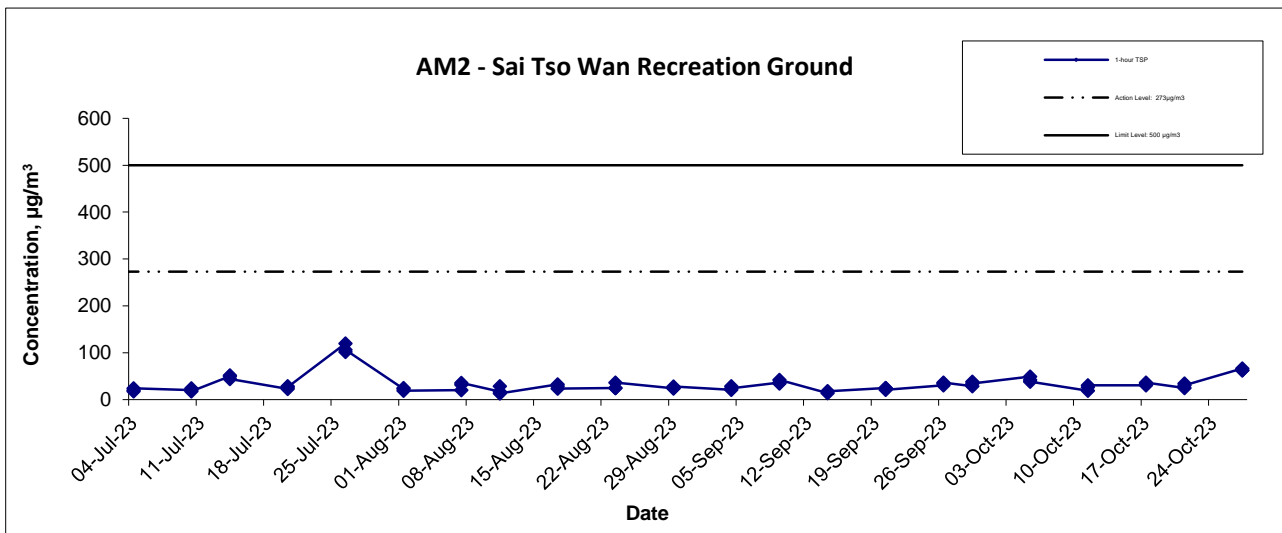
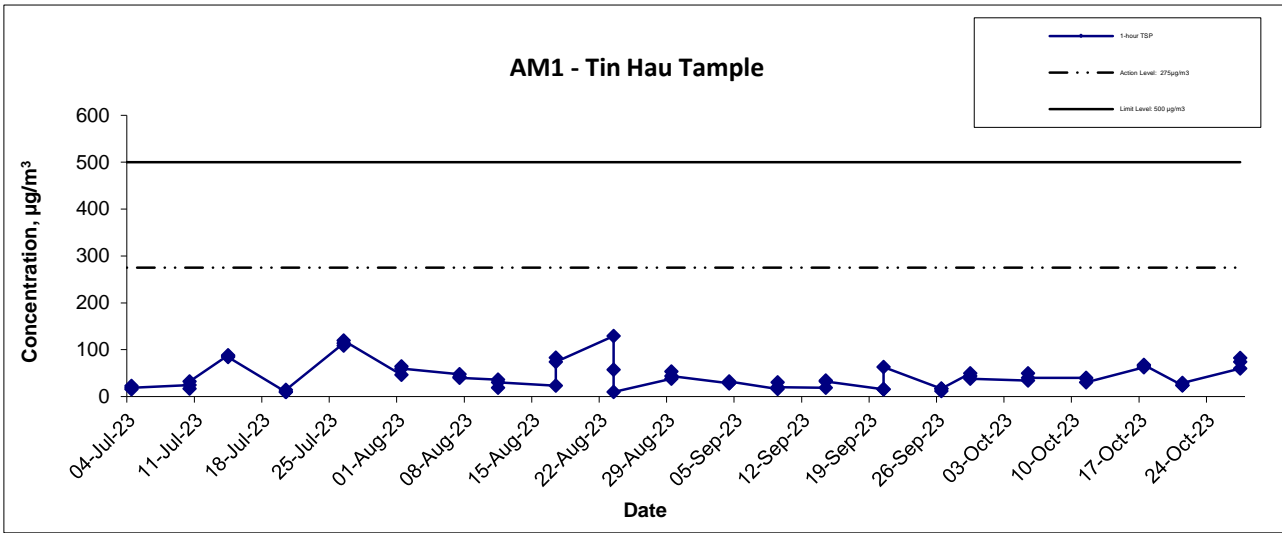
Location AM2 - Sai Tso Wan Recreation Ground			
Date	Time	Weather	<i>Particulate Concentration ($\mu\text{g}/\text{m}^3$)</i>
5-Oct-23	9:10	Sunny	49.4
5-Oct-23	10:10	Sunny	41.8
5-Oct-23	11:10	Sunny	38.0
11-Oct-23	9:05	Fine	19.0
11-Oct-23	10:05	Fine	26.6
11-Oct-23	11:05	Fine	30.4
17-Oct-23	16:00	Fine	30.4
17-Oct-23	17:00	Fine	34.2
17-Oct-23	18:00	Fine	36.1
21-Oct-23	15:39	Fine	24.7
21-Oct-23	16:39	Fine	34.2
21-Oct-23	17:39	Fine	30.4
27-Oct-23	11:00	Sunny	66.5
27-Oct-23	12:00	Sunny	62.7
27-Oct-23	13:00	Sunny	62.7
		Average	39.1
		Maximum	66.5
		Minimum	19.0

Appendix E - 1-hour TSP Monitoring Results

Location AM3 - Yau Lai Estate Bik Lai House			
Date	Time	Weather	<i>Particulate Concentration ($\mu\text{g}/\text{m}^3$)</i>
5-Oct-23	14:13	Sunny	39.9
5-Oct-23	15:13	Sunny	30.4
5-Oct-23	16:13	Sunny	26.6
11-Oct-23	12:15	Fine	32.0
11-Oct-23	13:15	Fine	16.0
11-Oct-23	14:15	Fine	17.6
17-Oct-23	9:00	Fine	52.8
17-Oct-23	10:00	Fine	57.6
17-Oct-23	11:00	Fine	60.8
21-Oct-23	15:37	Fine	36.8
21-Oct-23	16:37	Fine	32.0
21-Oct-23	17:37	Fine	43.2
27-Oct-23	13:00	Sunny	55.1
27-Oct-23	14:00	Sunny	64.6
27-Oct-23	15:00	Sunny	57.0
		Average	41.5
		Maximum	64.6
		Minimum	16.0

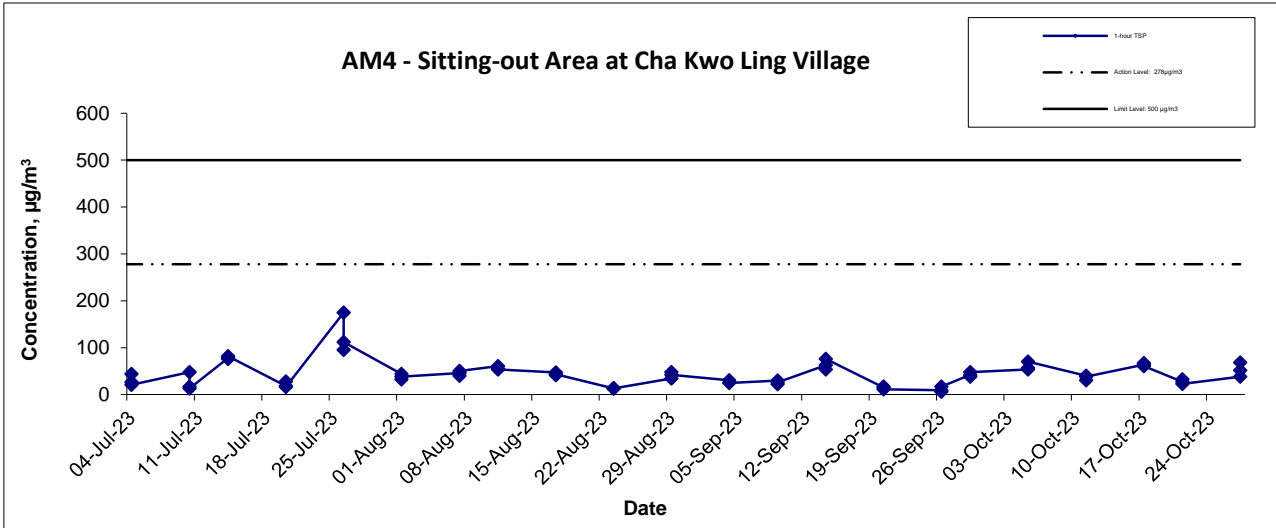
Location AM4 - Sitting-out Area at Cha Kwo Ling Village			
Date	Time	Weather	<i>Particulate Concentration ($\mu\text{g}/\text{m}^3$)</i>
5-Oct-23	9:04	Sunny	53.2
5-Oct-23	10:04	Sunny	57.0
5-Oct-23	11:04	Sunny	70.3
11-Oct-23	9:00	Fine	40.0
11-Oct-23	10:00	Fine	30.4
11-Oct-23	11:00	Fine	38.4
17-Oct-23	16:00	Fine	64.0
17-Oct-23	17:00	Fine	67.2
17-Oct-23	18:00	Fine	60.8
21-Oct-23	9:20	Fine	27.2
21-Oct-23	10:20	Fine	32.0
21-Oct-23	11:20	Fine	22.4
27-Oct-23	15:00	Sunny	38.0
27-Oct-23	16:00	Sunny	51.3
27-Oct-23	17:00	Sunny	68.4
		Average	48.0
		Maximum	70.3
		Minimum	22.4

1-hr TSP Concentration Levels



Contract No. ED/2018/04 Trunk Road T2 and Infrastructure Works for Developments at the Former South Apron Graphical Presentation of 1-hour TSP Monitoring Results	Scale	Project No.	
	Date	Appendix	
	N.T.S	MA20003	E

1-hr TSP Concentration Levels



Notes:

1. The major activitie(s) being carried out on site during the reporting period is/are presented in Section 1.10
2. The weather conditions during the reporting month are presented in Appendix C.
3. Other factors which might affect the monitoring results are presented in Section 2.18.

Contract No. ED/2018/04 Trunk Road T2 and Infrastructure Works for Developments at the Former South Apron Graphical Presentation of 1-hour TSP Monitoring Results	Scale	N.T.S	Project No.	MA20003	
	Date	Oct-23	Appendix	E	