

## Appendix G - Noise Monitoring Results

(0700-1900 hrs on Normal Weekdays)

Location CM1 - Nga Lai House, Yau Lai Estate Phase 1, Yau Tong							
Date	Time	Weather	Unit: dB (A) (30-min)				
			Measured Noise Level			Baseline Level	Construction Noise Level
			L <sub>eq</sub>	L <sub>10</sub>	L <sub>90</sub>	L <sub>eq</sub>	L <sub>eq</sub>
6 Oct 2022	15:00	Sunny	73.4	76.3	71.3	65.5	73
12 Oct 2022	10:35	Sunny	75.3	78.7	67.3	65.5	75
18 Oct 2022	11:32	Cloudy	67.0	68.4	65.3	65.5	62
24 Oct 2022	15:39	Cloudy	71.3	72.5	69.9	65.5	70

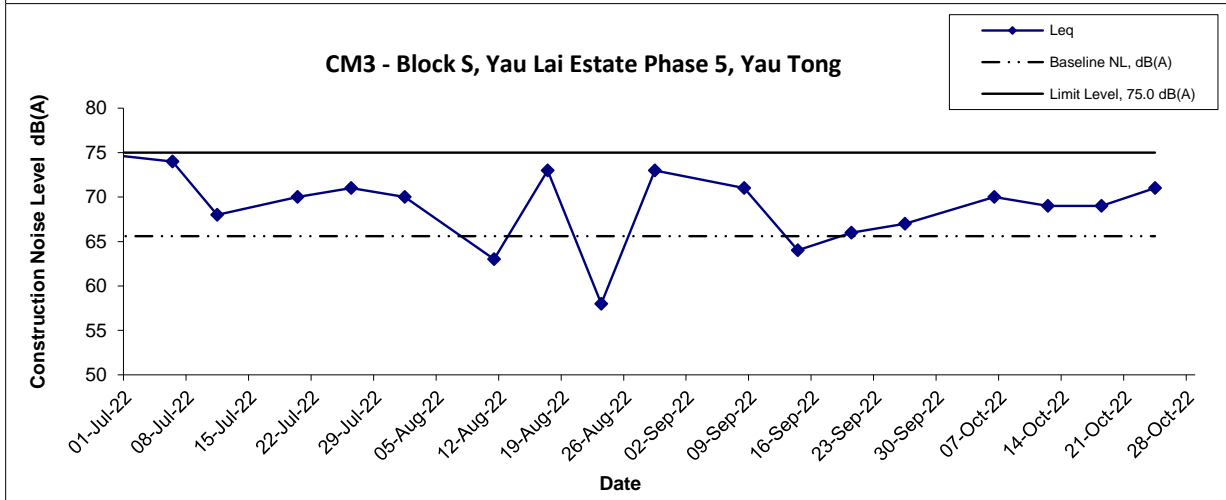
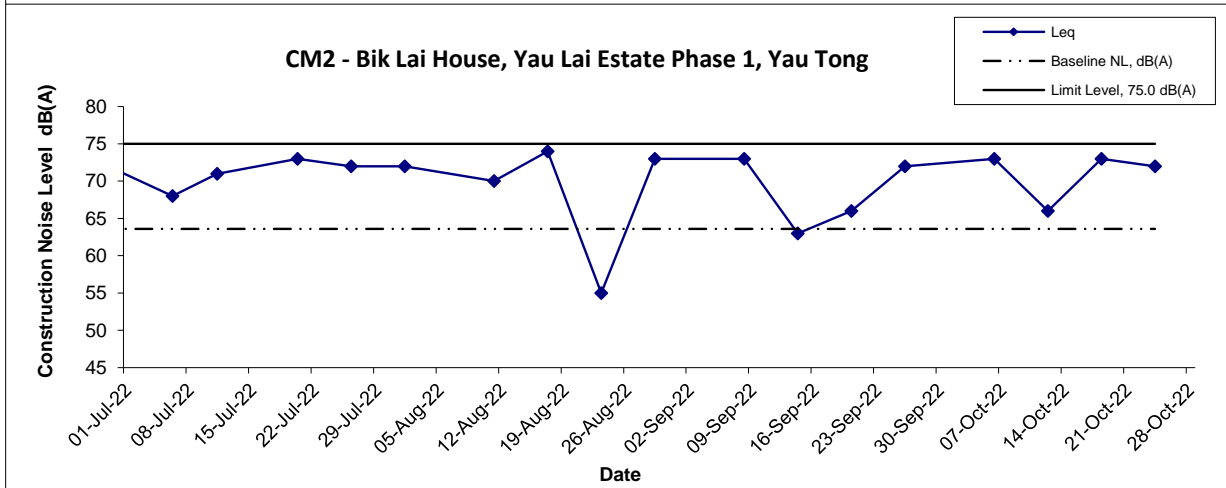
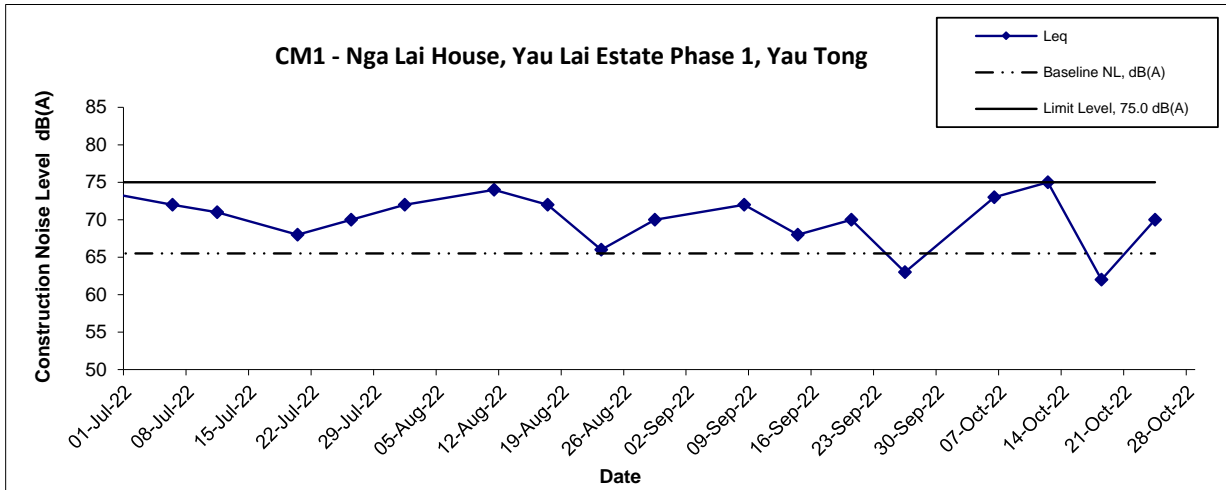
Location CM2 - Bik Lai House, Yau Lai Estate Phase 1, Yau Tong							
Date	Time	Weather	Unit: dB (A) (30-min)				
			Measured Noise Level			Baseline Level	Construction Noise Level
			L <sub>eq</sub>	L <sub>10</sub>	L <sub>90</sub>	L <sub>eq</sub>	L <sub>eq</sub>
6 Oct 2022	16:00	Sunny	73.8	76.1	70.7	63.6	73
12 Oct 2022	11:20	Sunny	67.7	69.1	65.8	63.6	66
18 Oct 2022	22:50	Cloudy	73.7	77.1	68.2	63.6	73
24 Oct 2022	14:59	Cloudy	72.8	74.7	70.5	63.6	72

Location CM3 - Block S, Yau Lai Estate Phase 5, Yau Tong							
Date	Time	Weather	Unit: dB (A) (30-min)				
			Measured Noise Level			Baseline Level	Construction Noise Level
			L <sub>eq</sub>	L <sub>10</sub>	L <sub>90</sub>	L <sub>eq</sub>	L <sub>eq</sub>
6 Oct 2022	14:00	Sunny	71.1	73.6	70.2	65.6	70
12 Oct 2022	9:50	Sunny	70.3	72.1	68.1	65.6	69
18 Oct 2022	10:05	Cloudy	70.7	73.0	67.4	65.6	69
24 Oct 2022	14:13	Cloudy	71.8	73.4	70.1	65.6	71

Location CM4 - Tin Hau Temple, Cha Kwo Ling							
Date	Time	Weather	Unit: dB (A) (30-min)				
			Measured Noise Level			Baseline Level	Construction Noise Level
			L <sub>eq</sub>	L <sub>10</sub>	L <sub>90</sub>	L <sub>eq</sub>	L <sub>eq</sub>
6 Oct 2022	9:00	Sunny	62.6	65.5	58.8	62.0	54
12 Oct 2022	13:44	Sunny	59.7	61.7	55.5	62.0	60 Measured ≤ Baseline
18 Oct 2022	13:32	Sunny	67.3	69.3	59.3	62.0	66
24 Oct 2022	10:35	Cloudy	72.7	74.6	69.2	62.0	72

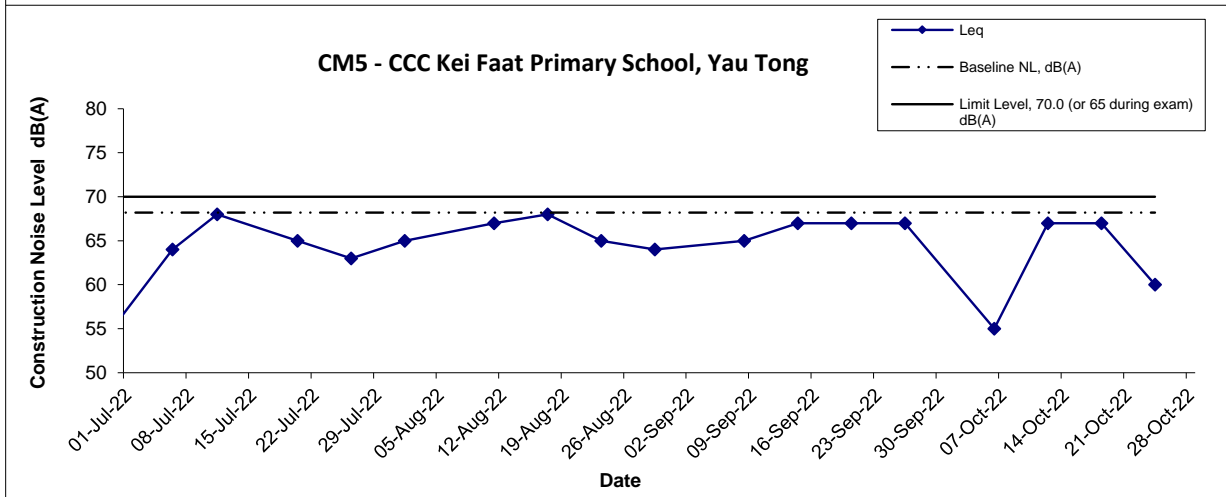
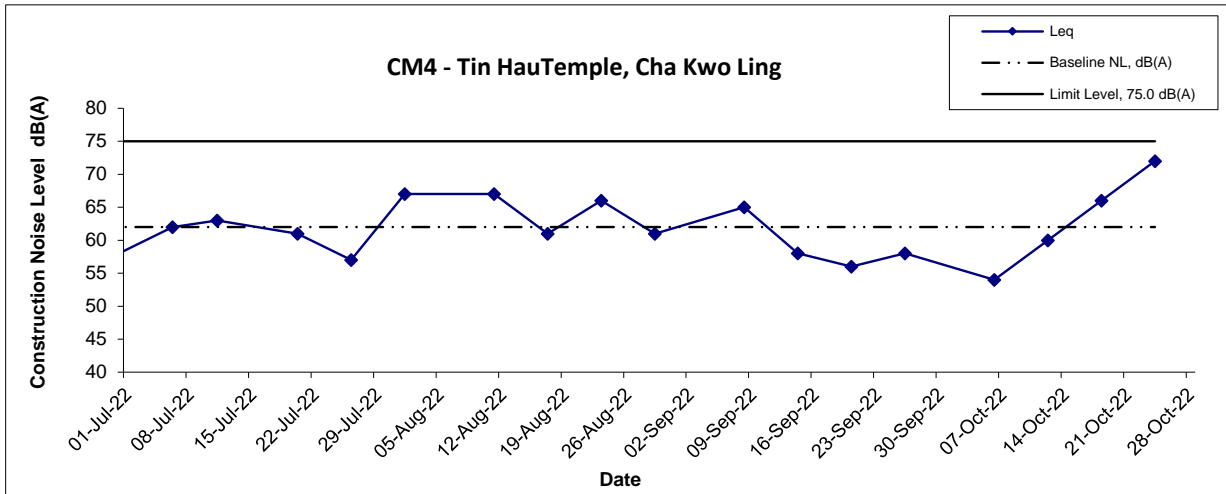
Location CM5 - CCC Kei Faat Primary School, Yau Tong							
Date	Time	Weather	Unit: dB (A) (30-min)				
			Measured Noise Level			Baseline Level	Construction Noise Level
			L <sub>eq</sub>	L <sub>10</sub>	L <sub>90</sub>	L <sub>eq</sub>	L <sub>eq</sub>
6 Oct 2022	13:00	Sunny	68.4	70.4	65.6	68.2	55
12 Oct 2022	9:10	Sunny	67.2	69.2	64.1	68.2	67 Measured ≤ Baseline
18 Oct 2022	9:20	Cloudy	67.0	69.3	63.7	68.2	67 Measured ≤ Baseline
24 Oct 2022	13:30	Cloudy	68.8	71.2	64.9	68.2	60

## Noise Levels



Title Contract No. ED/2018/04 Trunk Road T2 and Infrastructure Works for Developments at the Former South Apron  Graphical Presentation of Construction Noise Monitoring Results	Scale N.T.S  Date Oct 22	Project No. MA20003  Appendix G	
---	--------------------------------------	---	--

## Noise Levels



**Notes:**

- 1) The major activitie(s) being carried out on site during the reporting period is/are presented in Section 1.10
- 2) The weather conditions during the reporting month are presented in Appendix C.
- 3) Other factors which might affect the monitoring results are presented in Section 3.13.

Title Contract No. ED/2018/04 Trunk Road T2 and Infrastructure Works for Developments at the Former South Apron  Graphical Presentation of Construction Noise Monitoring Results	Scale	N.T.S	Project No.	MA20003	CINOTECH
	Date	Oct 22	Appendix	G	