

APPENDIX E - 1-HOUR TSP MONITORING RESULTS

Location AM1 - Tin Hau Temple			
Date	Time	Weather	Particulate Concentration ($\mu\text{g}/\text{m}^3$)
6-Oct-22	13:00	Sunny	55.0
6-Oct-22	14:00	Sunny	107.8
6-Oct-22	15:00	Sunny	81.4
12-Oct-22	13:00	Sunny	97.5
12-Oct-22	14:00	Sunny	92.5
12-Oct-22	15:00	Sunny	102.5
18-Oct-22	12:30	Cloudy	60.0
18-Oct-22	13:30	Cloudy	55.0
18-Oct-22	14:30	Cloudy	67.5
24-Oct-22	11:45	Cloudy	65.0
24-Oct-22	12:45	Cloudy	57.5
24-Oct-22	13:45	Cloudy	45.0
28-Oct-22	13:15	Sunny	54.6
28-Oct-22	14:15	Sunny	58.8
28-Oct-22	15:15	Sunny	63.0
Average			70.9
Maximum			107.8
Minimum			45.0

Location AM2 - Sai Tso Wan Recreation Ground			
Date	Time	Weather	<i>Particulate Concentration ($\mu\text{g}/\text{m}^3$)</i>
6-Oct-22	11:02	Sunny	23.1
6-Oct-22	12:02	Sunny	31.5
6-Oct-22	13:02	Sunny	16.8
12-Oct-22	10:00	Sunny	21.0
12-Oct-22	11:00	Sunny	25.2
12-Oct-22	12:00	Sunny	33.6
18-Oct-22	16:30	Rainy	222.6
18-Oct-22	17:30	Rainy	226.8
18-Oct-22	18:30	Rainy	228.9
24-Oct-22	9:00	Sunny	46.2
24-Oct-22	10:00	Sunny	58.8
24-Oct-22	11:00	Sunny	52.5
28-Oct-22	15:40	Sunny	27.3
28-Oct-22	16:40	Sunny	23.1
28-Oct-22	17:40	Sunny	21.0
Average			70.6
Maximum			228.9
Minimum			16.8

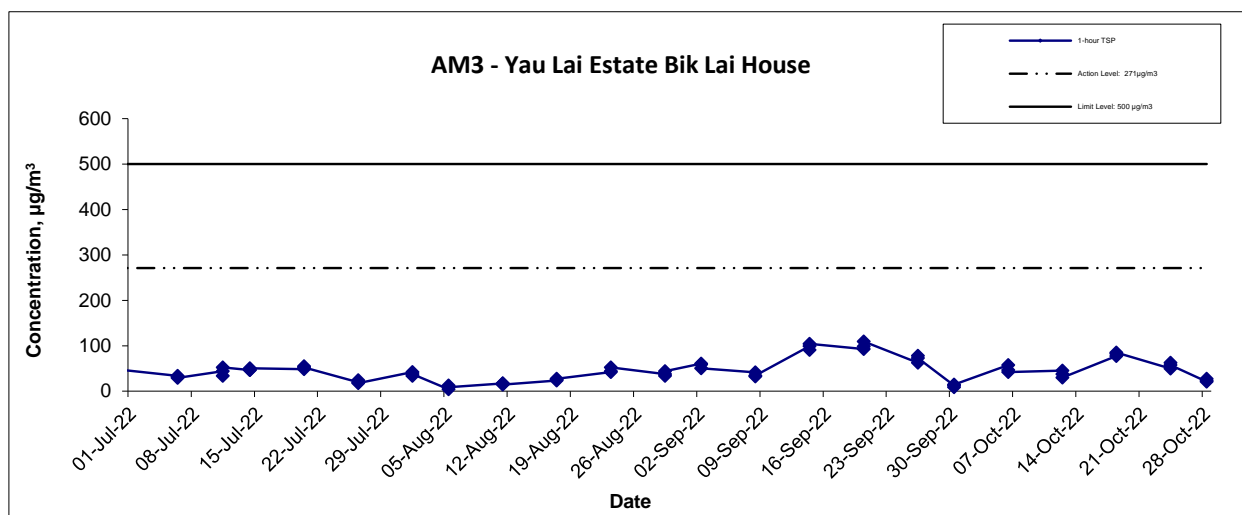
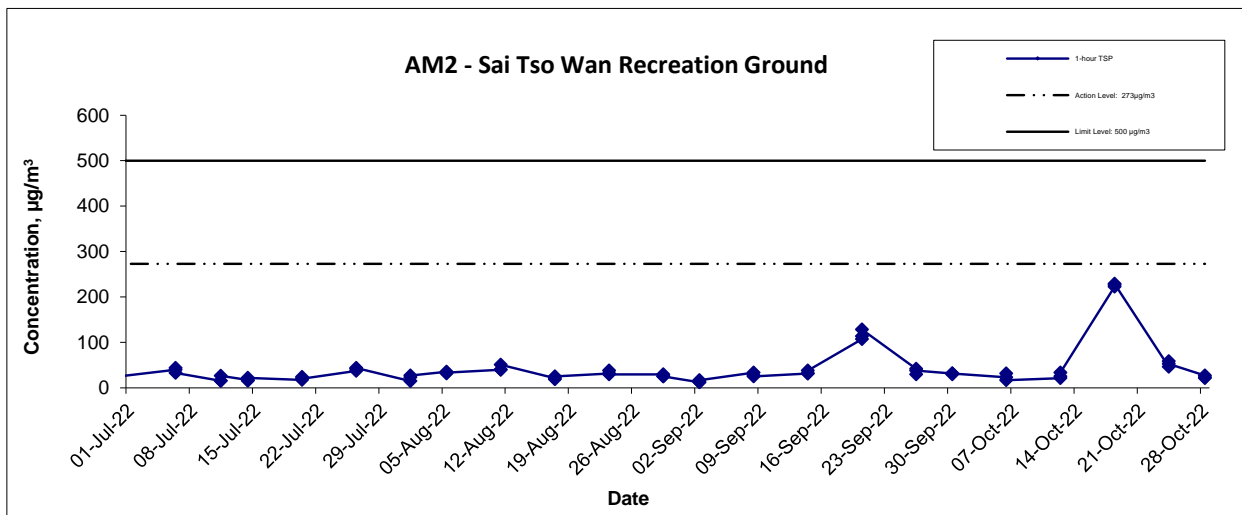
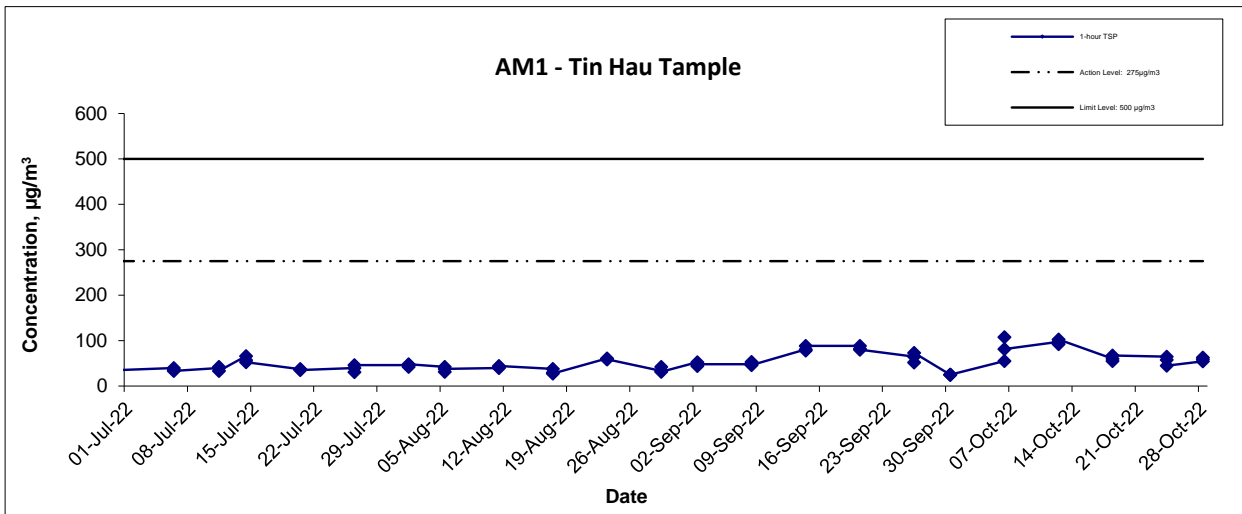
APPENDIX E - 1-HOUR TSP MONITORING RESULTS

Location AM3 - Yau Lai Estate Bik Lai House			
Date	Time	Weather	<i>Particulate Concentration ($\mu\text{g}/\text{m}^3$)</i>
6-Oct-22	16:00	Sunny	57.2
6-Oct-22	17:00	Sunny	46.2
6-Oct-22	18:00	Sunny	41.8
12-Oct-22	10:00	Sunny	45.0
12-Oct-22	11:00	Sunny	37.5
12-Oct-22	12:00	Sunny	30.0
18-Oct-22	9:30	Sunny	77.5
18-Oct-22	10:30	Sunny	82.5
18-Oct-22	11:30	Sunny	85.0
24-Oct-22	14:00	Cloudy	50.0
24-Oct-22	15:00	Cloudy	62.5
24-Oct-22	16:00	Cloudy	57.5
28-Oct-22	11:55	Sunny	21.0
28-Oct-22	12:55	Sunny	27.3
28-Oct-22	13:55	Sunny	23.1
		Average	49.6
		Maximum	85.0
		Minimum	21.0

Location AM4 - Sitting-out Area at Cha Kwo Ling Village			
Date	Time	Weather	<i>Particulate Concentration ($\mu\text{g}/\text{m}^3$)</i>
6-Oct-22	9:00	Sunny	26.4
6-Oct-22	10:00	Sunny	28.6
6-Oct-22	11:00	Sunny	30.8
12-Oct-22	16:00	Sunny	52.5
12-Oct-22	17:00	Sunny	62.5
12-Oct-22	18:00	Sunny	52.5
18-Oct-22	15:45	Rainy	57.5
18-Oct-22	16:45	Rainy	55.0
18-Oct-22	17:45	Rainy	50.0
24-Oct-22	9:00	Cloudy	80.0
24-Oct-22	10:00	Cloudy	87.5
24-Oct-22	11:00	Cloudy	95.0
28-Oct-22	14:35	Sunny	37.8
28-Oct-22	15:35	Sunny	39.9
28-Oct-22	16:35	Sunny	37.8
		Average	52.9
		Maximum	95.0
		Minimum	26.4

APPENDIX E - 1-HOUR TSP MONITORING RESULTS

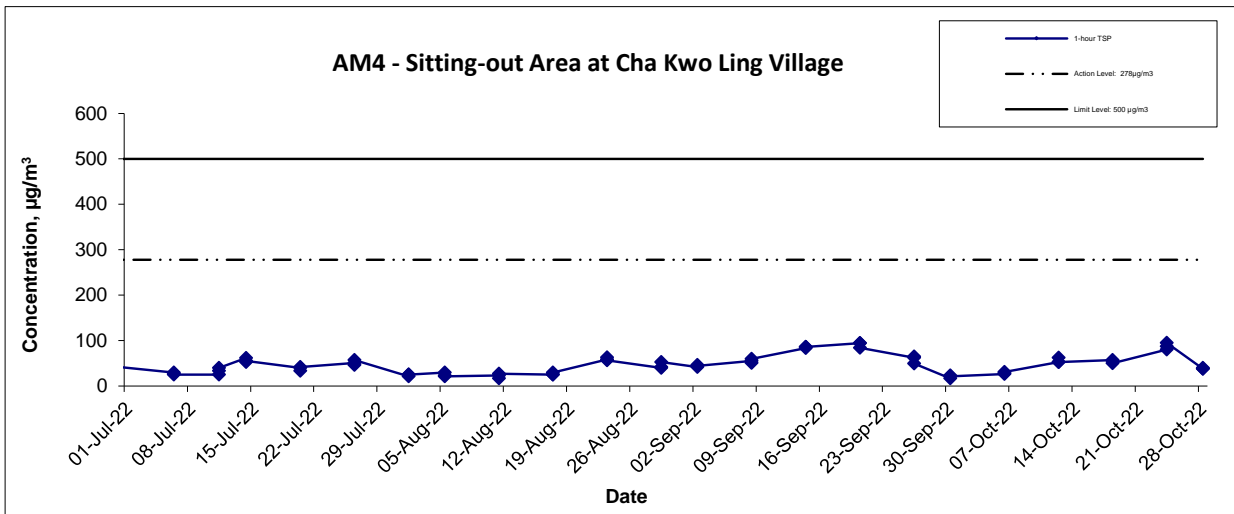
1-hr TSP Concentration Levels



Contract No. ED/2018/04 Trunk Road T2 and Infrastructure Works for Developments at the Former South Apron Graphical Presentation of 1-hour TSP Monitoring Results	Scale	Project No.	
	Date	Appendix	
	N.T.S	MA20003	
	Oct-22	E	

APPENDIX E - 1-HOUR TSP MONITORING RESULTS

1-hr TSP Concentration Levels



Notes:

1. The major activitie(s) being carried out on site during the reporting period is/are presented in Section 1.10
2. The weather conditions during the reporting month are presented in Appendix C.
3. Other factors which might affect the monitoring results are presented in Section 2.17.

Contract No. ED/2018/04 Trunk Road T2 and Infrastructure Works for Developments at the Former South Apron Graphical Presentation of 1-hour TSP Monitoring Results	Scale N.T.S	Project No. MA20003	
	Date Oct-22	Appendix E	