

Appendix F - 24-hour TSP Monitoring Results

Location AM1 - Tin Hau Temple

Start Date	Weather	Filter Weight (g)		Particulate	Elapse Time		Sampling	Flow Rate (m ³ /min.)		Av. flow	Total vol.	Conc.
	Condition	Initial	Final	Weight (g)	Initial	Final	Time(hrs.)	Initial	Final	(m ³ /min)	(m ³)	(µg/m ³)
1-Aug-24	Sunny	3.3307	3.3587	0.0280	13722.6	13746.6	24.0	1.22	1.22	1.22	1755.5	15.9
7-Aug-24	Sunny	3.3475	3.4090	0.0615	13746.6	13770.6	24.0	1.22	1.22	1.22	1752.8	35.1
13-Aug-24	Sunny	3.3392	3.4144	0.0752	13770.6	13794.6	24.0	1.22	1.22	1.22	1755.5	42.8
19-Aug-24	Sunny	3.3464	3.3870	0.0406	13794.6	13818.6	24.0	1.22	1.22	1.22	1757.2	23.1
24-Aug-24	Fine	3.3246	3.3591	0.0345	13818.6	13842.6	24.0	1.22	1.22	1.22	1753.9	19.7
29-Aug-24	Fine	3.3455	3.4166	0.0711	13842.6	13866.6	24.0	1.22	1.22	1.22	1751.3	40.6
											Min	15.9
											Max	42.8
											Average	29.5

Location AM2 - Sai Tso Wan Recreation Ground

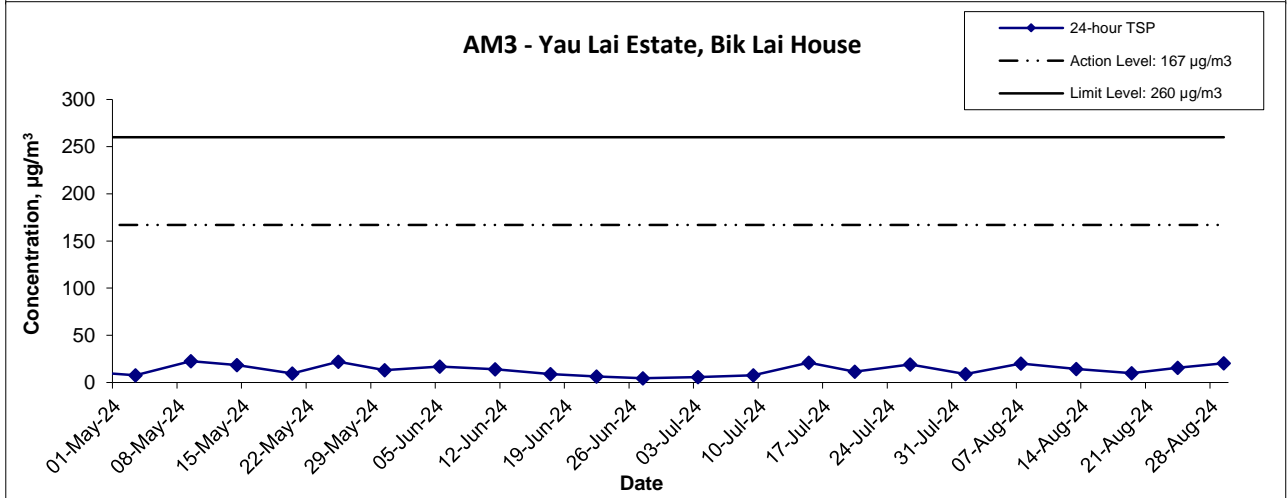
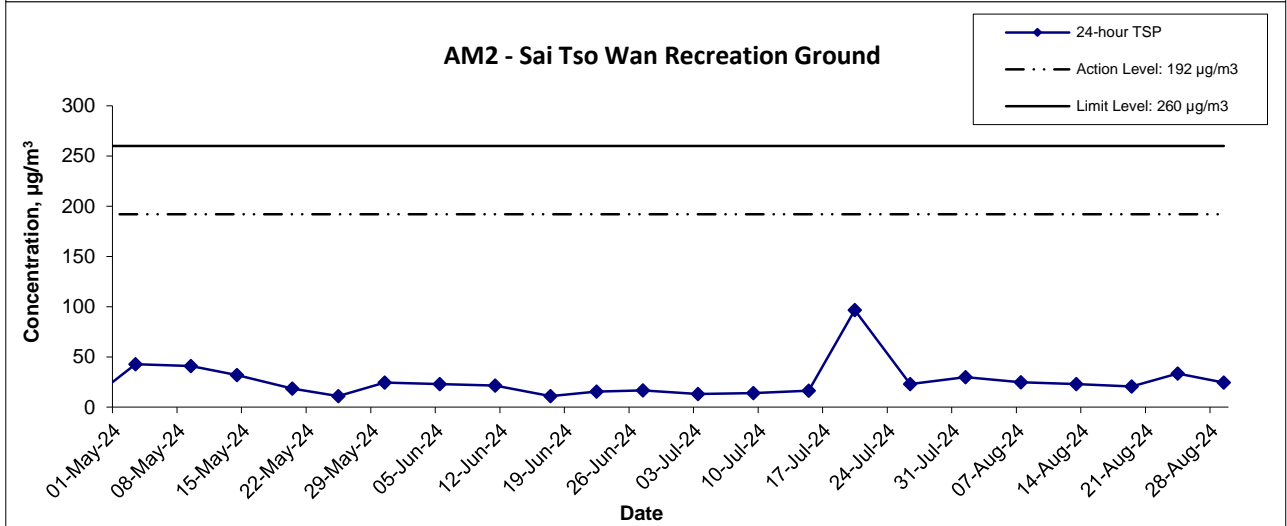
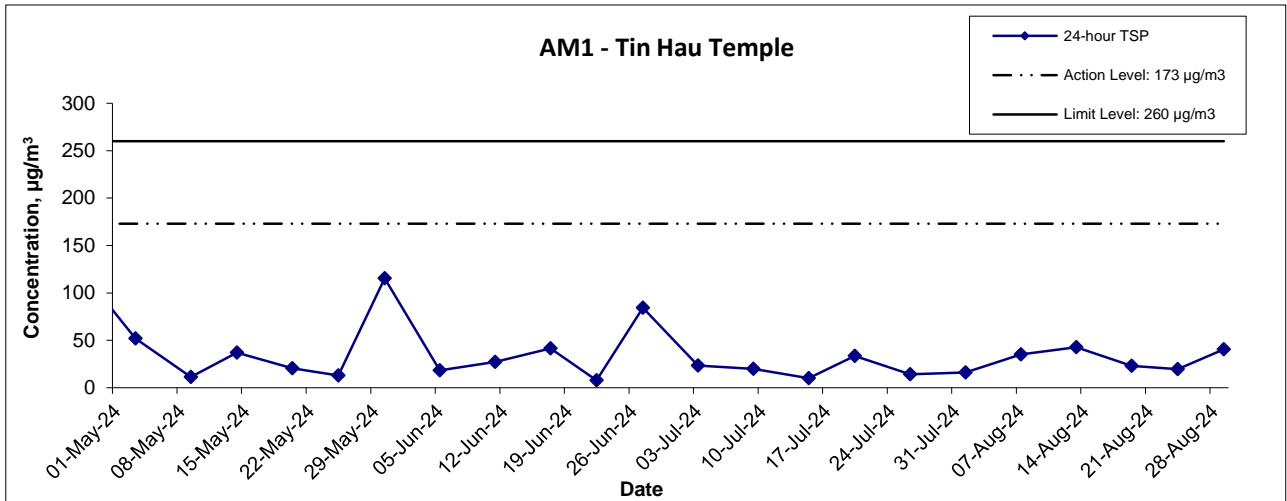
Start Date	Weather	Filter Weight (g)		Particulate	Elapse Time		Sampling	Flow Rate (m ³ /min.)		Av. flow	Total vol.	Conc.
	Condition	Initial	Final	Weight (g)	Initial	Final	Time(hrs.)	Initial	Final	(m ³ /min)	(m ³)	(µg/m ³)
1-Aug-24	Fine	3.3318	3.3842	0.0524	34839.4	34863.4	24.0	1.22	1.22	1.22	1756.1	29.8
7-Aug-24	Sunny	3.3476	3.3912	0.0436	34863.4	34887.4	24.0	1.22	1.22	1.22	1753.3	24.9
13-Aug-24	Sunny	3.3015	3.3420	0.0405	34887.4	34911.4	24.0	1.22	1.22	1.22	1756.0	23.1
19-Aug-24	Fine	3.3452	3.3812	0.0360	34911.4	34935.4	24.0	1.22	1.22	1.22	1754.4	20.5
24-Aug-24	Sunny	3.3299	3.3882	0.0584	34935.4	34959.4	24.0	1.22	1.22	1.22	1751.0	33.3
29-Aug-24	Sunny	3.3366	3.3793	0.0427	34959.4	34983.4	24.0	1.21	1.21	1.21	1748.3	24.4
											Min	20.5
											Max	33.3
											Average	26.0

Location AM3 - Yau Lai Estate, Bik Lai House

Start Date	Weather	Filter Weight (g)		Particulate	Elapse Time		Sampling	Flow Rate (m ³ /min.)		Av. flow	Total vol.	Conc.
	Condition	Initial	Final	Weight (g)	Initial	Final	Time(hrs.)	Initial	Final	(m ³ /min)	(m ³)	(µg/m ³)
1-Aug-24	Sunny	3.3325	3.3482	0.0158	9094.1	9118.1	24.0	1.22	1.22	1.22	1753.9	9.0
7-Aug-24	Sunny	3.3490	3.3841	0.0351	9118.1	9142.1	24.0	1.22	1.22	1.22	1751.0	20.0
13-Aug-24	Fine	3.3291	3.3542	0.0251	9142.1	9166.1	24.0	1.22	1.22	1.22	1753.9	14.3
19-Aug-24	Fine	3.3619	3.3794	0.0175	9166.1	9190.1	24.0	1.22	1.22	1.22	1754.5	10.0
24-Aug-24	Fine	3.3128	3.3399	0.0271	9190.1	9214.1	24.0	1.22	1.22	1.22	1750.7	15.5
29-Aug-24	Sunny	3.3629	3.3987	0.0357	9214.1	9238.1	24.0	1.21	1.21	1.21	1747.8	20.5
											Min	9.0
											Max	20.5
											Average	14.9

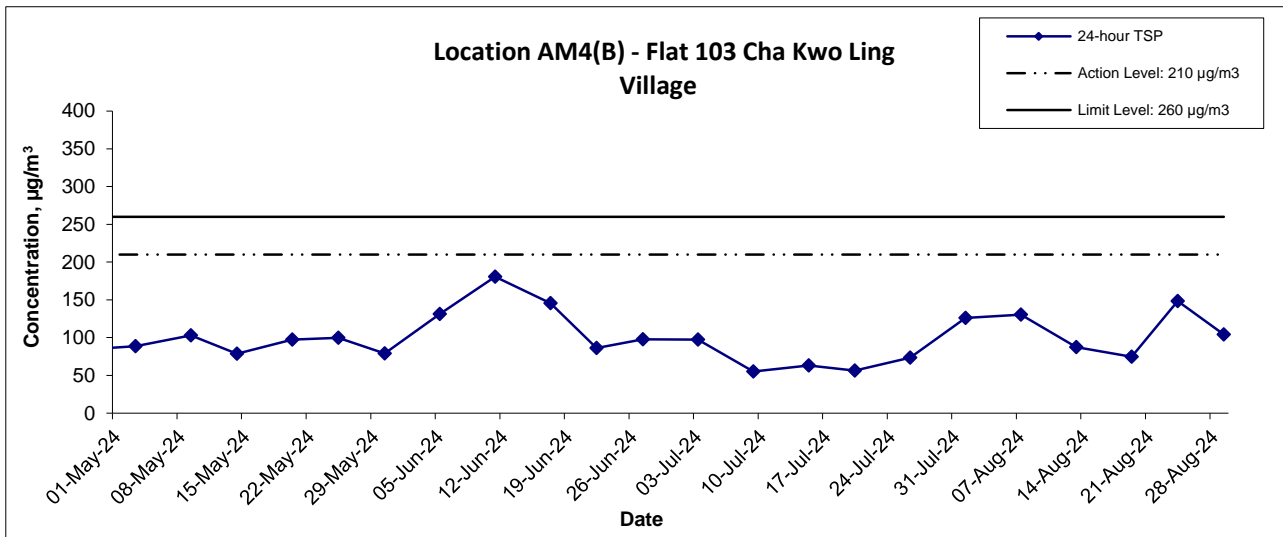
Location AM4(B) - Flat 103 Cha Kwo Ling Village

Start Date	Weather	Filter Weight (g)		Particulate	Elapse Time		Sampling	Flow Rate (m ³ /min.)		Av. flow	Total vol.	Conc.
	Condition	Initial	Final	Weight (g)	Initial	Final	Time(hrs.)	Initial	Final	(m ³ /min)	(m ³)	(µg/m ³)
1-Aug-24	Sunny	3.3652	3.5858	0.2206	20543.7	20567.7	24.0	1.22	1.22	1.22	1751.4	126.0
7-Aug-24	Sunny	3.3872	3.6150	0.2279	20567.7	20591.7	24.0	1.21	1.21	1.21	1748.7	130.3
13-Aug-24	Rainy	3.3401	3.4929	0.1528	20615.7	20639.7	24.0	1.22	1.22	1.22	1751.3	87.2
19-Aug-24	Fine	3.3462	3.4771	0.1309	20639.8	20663.8	24.0	1.22	1.22	1.22	1754.9	74.6
24-Aug-24	Fine	3.3222	3.5821	0.2599	20663.8	20687.8	24.0	1.22	1.22	1.22	1751.5	148.4
29-Aug-24	Fine	3.3377	3.5200	0.1823	20687.8	20711.8	24.0	1.21	1.22	1.21	1748.8	104.2
											Min	74.6
											Max	148.4
											Average	111.8



Contract No. ED/2018/04 Trunk Road T2 and Infrastructure Works for Developments at the Former South Apron	Scale N.T.S	Project No. MA20003	CINOTECH
Graphical Presentation of 24-hour TSP Monitoring Results	Date Aug-24	Appendix F	

24-hr TSP Concentration Levels



Notes:

- 1) The major activitie(s) being carried out on site during the reporting period is/are presented in Section 1.10
- 2) The weather conditions during the reporting month are presented in Appendix C.
- 3) Other factors which might affect the monitoring results are presented in Section 2.18.

Contract No. ED/2018/04 Trunk Road T2 and Infrastructure Works for Developments at the Former South Apron Graphical Presentation of 24-hour TSP Monitoring Results	Scale N.T.S	Project No. MA20003	
	Date Aug-24	Appendix F	