

Appendix E - 1-hour TSP Monitoring Results

Location AM1 - Tin Hau Temple			
Date	Time	Weather	Particulate Concentration ($\mu\text{g}/\text{m}^3$)
4-Jul-23	10:13	Cloudy	15.2
4-Jul-23	11:13	Cloudy	22.8
4-Jul-23	12:13	Cloudy	19.0
10-Jul-23	9:00	Sunny	24.7
10-Jul-23	10:00	Sunny	17.1
10-Jul-23	11:00	Sunny	32.3
14-Jul-23	14:33	Sunny	88.0
14-Jul-23	15:33	Sunny	86.0
14-Jul-23	16:33	Sunny	84.0
20-Jul-23	12:30	Sunny	10.0
20-Jul-23	13:30	Sunny	10.0
20-Jul-23	14:30	Sunny	14.0
26-Jul-23	12:30	Sunny	114.0
26-Jul-23	13:30	Sunny	108.3
26-Jul-23	14:30	Sunny	119.7
Average			51.0
Maximum			119.7
Minimum			10.0

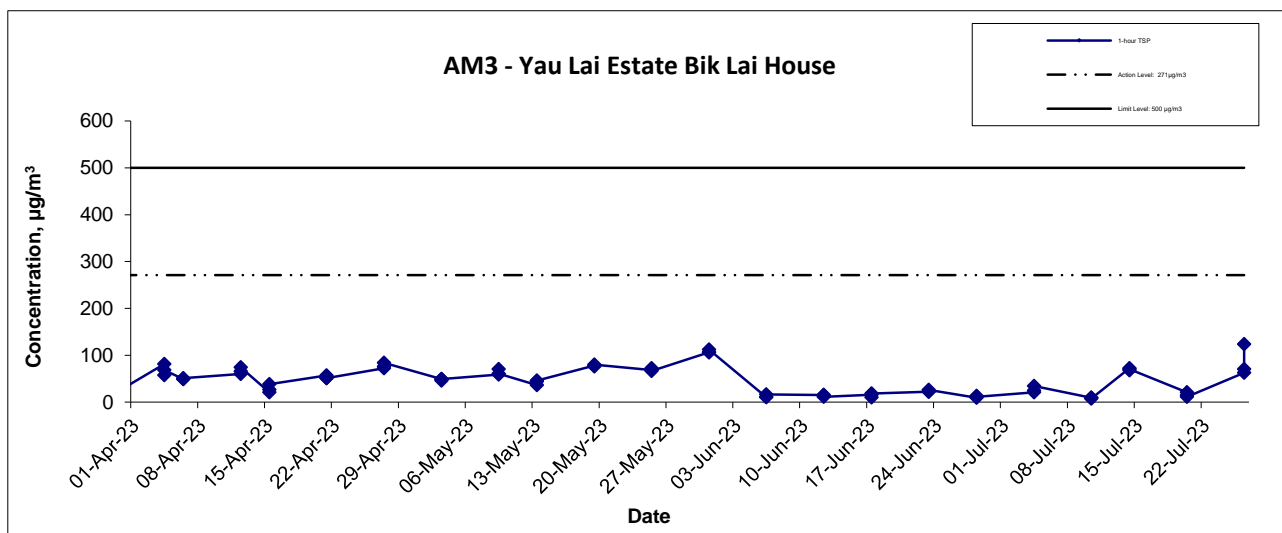
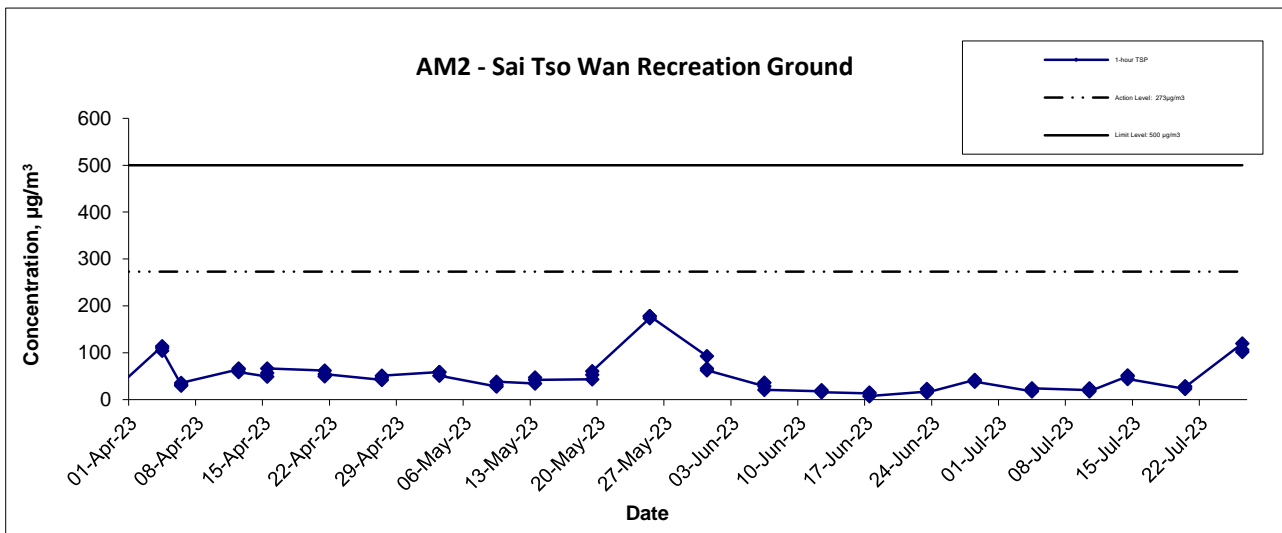
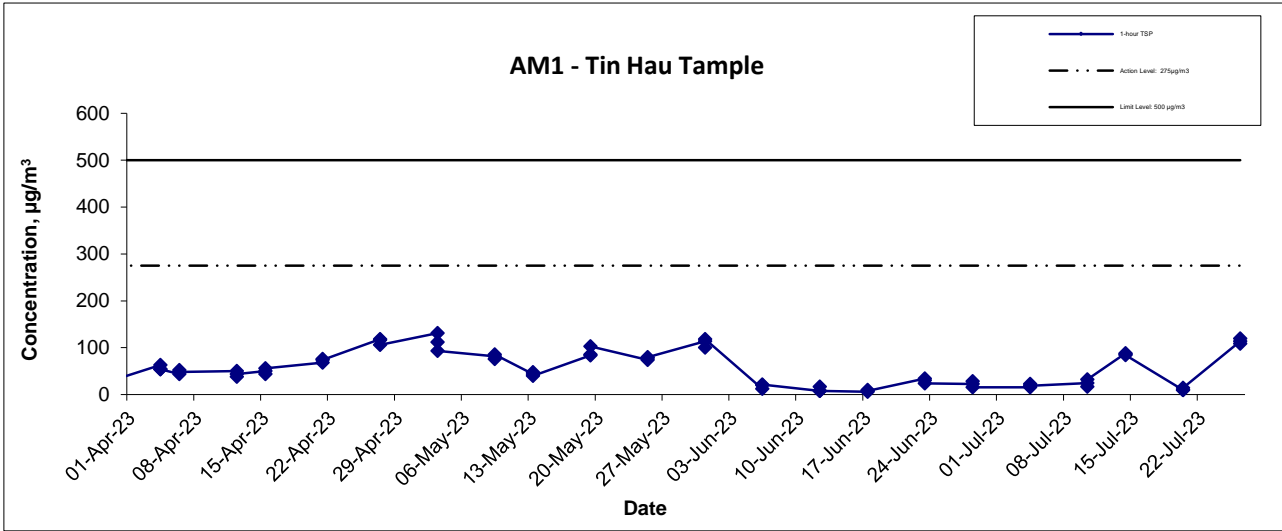
Location AM2 - Sai Tso Wan Recreation Ground			
Date	Time	Weather	<i>Particulate Concentration ($\mu\text{g}/\text{m}^3$)</i>
4-Jul-23	15:50	Sunny	18.0
4-Jul-23	16:50	Sunny	20.0
4-Jul-23	17:50	Sunny	24.0
10-Jul-23	15:10	Sunny	20.0
10-Jul-23	16:10	Sunny	24.0
10-Jul-23	17:10	Sunny	18.0
14-Jul-23	12:10	Sunny	50.0
14-Jul-23	13:10	Sunny	52.0
14-Jul-23	14:10	Sunny	44.0
20-Jul-23	9:00	Sunny	22.8
20-Jul-23	10:00	Sunny	28.5
20-Jul-23	11:00	Sunny	26.6
26-Jul-23	16:00	Sunny	120.0
26-Jul-23	17:00	Sunny	102.0
26-Jul-23	18:00	Sunny	106.0
Average			45.1
Maximum			120.0
Minimum			18.0

Appendix E - 1-hour TSP Monitoring Results

Location AM3 - Yau Lai Estate Bik Lai House			
Date	Time	Weather	Particulate Concentration ($\mu\text{g}/\text{m}^3$)
4-Jul-23	12:30	Cloudy	20.9
4-Jul-23	13:30	Cloudy	24.7
4-Jul-23	14:30	Cloudy	34.2
10-Jul-23	14:38	Sunny	9.5
10-Jul-23	15:38	Sunny	9.5
10-Jul-23	16:38	Sunny	7.6
14-Jul-23	15:45	Sunny	72.0
14-Jul-23	16:45	Sunny	68.0
14-Jul-23	17:45	Sunny	70.0
20-Jul-23	13:44	Sunny	20.9
20-Jul-23	14:44	Sunny	15.2
20-Jul-23	15:44	Sunny	11.4
26-Jul-23	16:00	Sunny	62.7
26-Jul-23	17:00	Sunny	70.3
26-Jul-23	18:00	Sunny	123.5
		Average	41.4
		Maximum	123.5
		Minimum	7.6

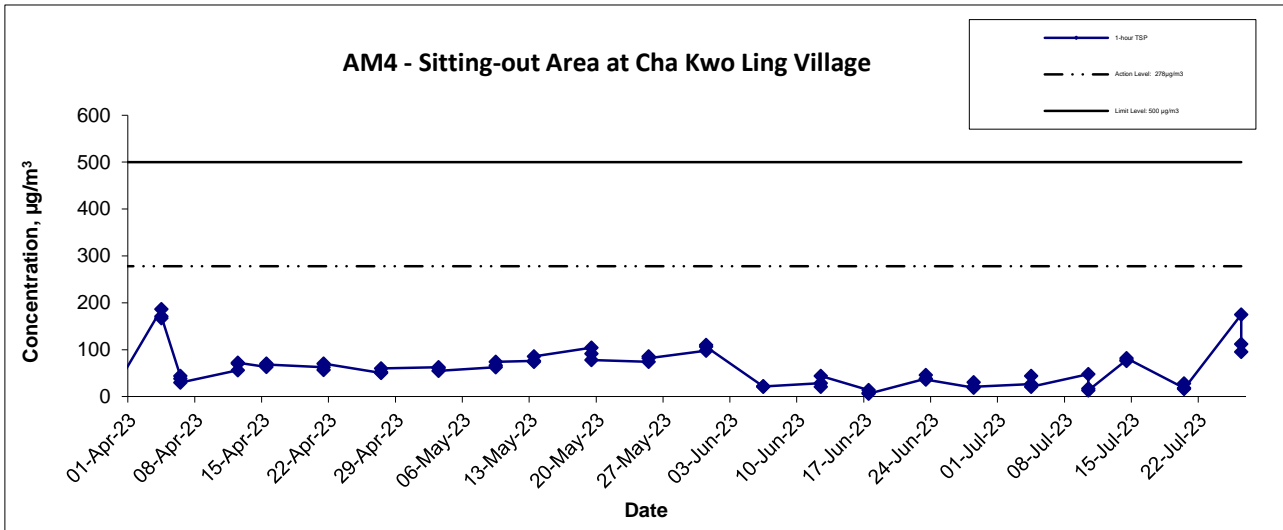
Location AM4 - Sitting-out Area at Cha Kwo Ling Village			
Date	Time	Weather	Particulate Concentration ($\mu\text{g}/\text{m}^3$)
4-Jul-23	14:55	Cloudy	26.6
4-Jul-23	15:55	Cloudy	43.7
4-Jul-23	16:55	Cloudy	20.9
10-Jul-23	11:26	Sunny	47.5
10-Jul-23	12:26	Sunny	17.1
10-Jul-23	13:26	Sunny	13.3
14-Jul-23	13:25	Sunny	78.0
14-Jul-23	14:25	Sunny	76.0
14-Jul-23	15:25	Sunny	82.0
20-Jul-23	9:30	Sunny	18.0
20-Jul-23	10:30	Sunny	28.0
20-Jul-23	11:30	Sunny	16.0
26-Jul-23	9:15	Sunny	174.8
26-Jul-23	10:15	Sunny	95.0
26-Jul-23	11:15	Sunny	112.1
		Average	56.6
		Maximum	174.8
		Minimum	13.3

1-hr TSP Concentration Levels



Contract No. ED/2018/04 Trunk Road T2 and Infrastructure Works for Developments at the Former South Apron Graphical Presentation of 1-hour TSP Monitoring Results	Scale	Project No.	
	Date	Appendix	
	N.T.S	MA20003	
	Jul-23	E	

1-hr TSP Concentration Levels



Notes:

1. The major activitie(s) being carried out on site during the reporting period is/are presented in Section 1.10
2. The weather conditions during the reporting month are presented in Appendix C.
3. Other factors which might affect the monitoring results are presented in Section 2.18.

Contract No. ED/2018/04 Trunk Road T2 and Infrastructure Works for Developments at the Former South Apron Graphical Presentation of 1-hour TSP Monitoring Results	Scale	N.T.S	Project No.	MA20003	
	Date	Jul-23	Appendix	E	