

Certificate of Calibration - Wind Monitoring Station

Description: Yau Lai Estate, Bik Lai House
 Manufacturer: Davis Instruments
 Model No.: Davis7440
 Serial No.: MC01010A44
 Equipment No.: SA-03-04
 Date of Calibration: 18-Feb-2024
 Next Due Date: 18-Aug-2024

1. Performance check of Wind Speed

Wind Speed, m/s		Difference D (m/s)
Wind Speed Reading (V1)	Anemometer Value (V2)	$D = V1 - V2$
0.0	0.0	0.0
1.5	1.7	-0.2
2.5	2.4	0.1
4.0	3.8	0.2


2. Performance check of Wind Direction

Wind Direction (°)		Difference D (°)
Wind Direction Reading (W1)	Marine Compass Value (W2)	$D = W1 - W2$
0	0	0.0
90	90	0.0
180	180	0.0
270	270	0.0

Test Specification:


1. Performance Wind Speed Test - The wind meter was on-site calibrated against the anemometer
2. Performance Wind Direction Test - The wind meter was on-site calibrated against the marine compass at four direction

Calibrated by:



 Wong Shing Kwai

Approved by:



 Henry Leung

Certificate of Calibration

Calibration Certification Information			
Cal. Date: January 15, 2024	Rootsmeter S/N: 438320	Ta: 294	°K
Operator: Jim Tisch		Pa: 755.4	mm Hg
Calibration Model #: TE-5025A	Calibrator S/N: 3864		

Run	Vol. Init (m3)	Vol. Final (m3)	ΔVol. (m3)	ΔTime (min)	ΔP (mm Hg)	ΔH (in H2O)
1	1	2	1	1.4380	3.3	2.00
2	3	4	1	1.0270	6.4	4.00
3	5	6	1	0.9180	8.0	5.00
4	7	8	1	0.8750	8.9	5.50
5	9	10	1	0.7230	12.9	8.00

Data Tabulation					
Vstd (m3)	Qstd (x-axis)	$\sqrt{\Delta H \left(\frac{Pa}{Pstd} \right) \left(\frac{Tstd}{Ta} \right)}$ (y-axis)	Va	Qa (x-axis)	$\sqrt{\Delta H \left(\frac{Ta}{Pa} \right)}$ (y-axis)
1.0031	0.6975	1.4195	0.9956	0.6924	0.8823
0.9989	0.9727	2.0075	0.9915	0.9655	1.2477
0.9968	1.0858	2.2444	0.9894	1.0778	1.3950
0.9956	1.1378	2.3539	0.9882	1.1294	1.4631
0.9903	1.3697	2.8390	0.9829	1.3595	1.7645
QSTD	m=	2.11196	QA	m=	1.32248
	b=	-0.05043		b=	-0.03134
	r=	0.99998		r=	0.99998

Calculations			
Vstd=	$\Delta Vol \left(\frac{Pa - \Delta P}{Pstd} \right) \left(\frac{Tstd}{Ta} \right)$	Va=	$\Delta Vol \left(\frac{Pa - \Delta P}{Pa} \right)$
Qstd=	Vstd/ΔTime	Qa=	Va/ΔTime
For subsequent flow rate calculations:			
Qstd=	$1/m \left(\left(\sqrt{\Delta H \left(\frac{Pa}{Pstd} \right) \left(\frac{Tstd}{Ta} \right)} \right) - b \right)$	Qa=	$1/m \left(\left(\sqrt{\Delta H \left(\frac{Ta}{Pa} \right)} \right) - b \right)$

Standard Conditions	
Tstd:	298.15 °K
Pstd:	760 mm Hg
Key	
ΔH:	calibrator manometer reading (in H2O)
ΔP:	rootsmeter manometer reading (mm Hg)
Ta:	actual absolute temperature (°K)
Pa:	actual barometric pressure (mm Hg)
b:	intercept
m:	slope

RECALIBRATION
US EPA recommends annual recalibration per 1998 40 Code of Federal Regulations Part 50 to 51, Appendix B to Part 50, Reference Method for the Determination of Suspended Particulate Matter in the Atmosphere, 9.2.17, page 30

High-Volume TSP Sampler

5-POINT CALIBRATION DATA SHEET



File No. MA16034/05/0047

Project No. AM1 - Tin Hau Temple
 Date: 14-Apr-24 Next Due Date: 14-Jun-24 Operator: SK
 Equipment No.: A-01-05 Model No.: GS2310 Serial No. 10599

Ambient Condition			
Temperature, Ta (K)	300.7	Pressure, Pa (mmHg)	759.1

Orifice Transfer Standard Information					
Serial No.	3864	Slope, mc	0.05976	Intercept, bc	-0.05018
Last Calibration Date:	15-Jan-24	$mc \times Q_{std} + bc = [\Delta H \times (Pa/760) \times (298/Ta)]^{1/2}$			
Next Calibration Date:	14-Jan-25	$Q_{std} = \{[\Delta H \times (Pa/760) \times (298/Ta)]^{1/2} - bc\} / mc$			

Calibration of TSP Sampler					
Calibration Point	Orifice			HVS	
	ΔH (orifice), in. of water	$[\Delta H \times (Pa/760) \times (298/Ta)]^{1/2}$	Qstd (CFM) X - axis	ΔW (HVS), in. of water	$[\Delta W \times (Pa/760) \times (298/Ta)]^{1/2}$ Y-axis
1	13.1	3.60	61.10	8.9	2.97
2	10.4	3.21	54.53	6.6	2.56
3	7.5	2.72	46.43	4.6	2.13
4	5.3	2.29	39.17	3.0	1.72
5	3.0	1.72	29.68	1.8	1.33

By Linear Regression of Y on X

Slope, $m_w =$ 0.0522 Intercept, $b_w =$ -0.2669
 Correlation coefficient* = 0.9973

*If Correlation Coefficient < 0.990, check and recalibrate.

Set Point Calculation	
From the TSP Field Calibration Curve, take $Q_{std} = 43$ CFM	
From the Regression Equation, the "Y" value according to	
$m_w \times Q_{std} + b_w = [\Delta W \times (Pa/760) \times (298/Ta)]^{1/2}$	
Therefore, Set Point; $W = (m_w \times Q_{std} + b_w)^2 \times (760 / Pa) \times (Ta / 298) =$ <u>3.95</u>	

Remarks: _____

Conducted by: Wong Shing Kwai Signature: Date: 14-Apr-24

Checked by: Henry Leung Signature: Date: 14-Apr-24

High-Volume TSP Sampler

5-POINT CALIBRATION DATA SHEET



File No. MA16034/08/0047

Project No. AM2 - Sai Tso Wan Recreation Ground
 Date: 14-Apr-24 Next Due Date: 14-Jun-24 Operator: SK
 Equipment No.: A-01-08 Model No.: GS2310 Serial No. 1287

Ambient Condition			
Temperature, Ta (K)	<u>300.7</u>	Pressure, Pa (mmHg)	<u>759.1</u>

Orifice Transfer Standard Information					
Serial No.	<u>3864</u>	Slope, mc	<u>0.05976</u>	Intercept, bc	<u>-0.05018</u>
Last Calibration Date:	<u>15-Jan-24</u>	$mc \times Qstd + bc = [\Delta H \times (Pa/760) \times (298/Ta)]^{1/2}$			
Next Calibration Date:	<u>14-Jan-25</u>	$Qstd = \{[\Delta H \times (Pa/760) \times (298/Ta)]^{1/2} - bc\} / mc$			

Calibration of TSP Sampler					
Calibration Point	Orifice			HVS	
	ΔH (orifice), in. of water	$[\Delta H \times (Pa/760) \times (298/Ta)]^{1/2}$	Qstd (CFM) X - axis	ΔW (HVS), in. of water	$[\Delta W \times (Pa/760) \times (298/Ta)]^{1/2}$ Y-axis
1	<u>13.2</u>	3.61	61.33	<u>8.7</u>	2.93
2	<u>10.2</u>	3.18	54.01	<u>6.4</u>	2.52
3	<u>7.5</u>	2.72	46.43	<u>4.5</u>	2.11
4	<u>5.2</u>	2.27	38.80	<u>2.9</u>	1.69
5	<u>3.0</u>	1.72	29.68	<u>1.5</u>	1.22

By Linear Regression of Y on X

Slope, mw = 0.0542 Intercept, bw : -0.3992
 Correlation coefficient* = 0.9999

*If Correlation Coefficient < 0.990, check and recalibrate.

Set Point Calculation	
From the TSP Field Calibration Curve, take Qstd = 43 CFM	From the Regression Equation, the "Y" value according to
$mw \times Qstd + bw = [\Delta W \times (Pa/760) \times (298/Ta)]^{1/2}$	
Therefore, Set Point; W = (mw x Qstd + bw) ² x (760 / Pa) x (Ta / 298) =	<u>3.76</u>

Remarks: _____

Conducted by: Wong Shing Kwai Signature: Date: 14-Apr-24
 Checked by: Henry Leung Signature: Date: 14-Apr-24

High-Volume TSP Sampler

5-POINT CALIBRATION DATA SHEET



File No. MA16034/03/0047

Project No. AM3 - Yau Lai Estate, Bik Lai House

Date: 14-Apr-24 Next Due Date: 14-Jun-24 Operator: SK

Equipment No.: A-01-03 Model No.: GS2310 Serial No. 10379

Ambient Condition			
Temperature, Ta (K)	300.7	Pressure, Pa (mmHg)	759.1

Orifice Transfer Standard Information					
Serial No.	3864	Slope, mc	0.05976	Intercept, bc	-0.05018
Last Calibration Date:	15-Jan-24	$mc \times Qstd + bc = [\Delta H \times (Pa/760) \times (298/Ta)]^{1/2}$			
Next Calibration Date:	14-Jan-25	$Qstd = \{[\Delta H \times (Pa/760) \times (298/Ta)]^{1/2} - bc\} / mc$			

Calibration of TSP Sampler					
Calibration Point	Orifice			HVS	
	ΔH (orifice), in. of water	$[\Delta H \times (Pa/760) \times (298/Ta)]^{1/2}$	Qstd (CFM) X - axis	ΔW (HVS), in. of water	$[\Delta W \times (Pa/760) \times (298/Ta)]^{1/2}$ Y-axis
1	12.9	3.57	60.64	8.3	2.87
2	10.6	3.24	55.04	6.4	2.52
3	7.8	2.78	47.34	4.6	2.13
4	5.0	2.22	38.07	3.0	1.72
5	3.0	1.72	29.68	1.7	1.30

By Linear Regression of Y on X

Slope, mw = 0.0496 Intercept, bw : -0.1829

Correlation coefficient* = 0.9987

*If Correlation Coefficient < 0.990, check and recalibrate.

Set Point Calculation


From the TSP Field Calibration Curve, take Qstd = 43 CFM


From the Regression Equation, the "Y" value according to

$$mw \times Qstd + bw = [\Delta W \times (Pa/760) \times (298/Ta)]^{1/2}$$

Therefore, Set Point; $W = (mw \times Qstd + bw)^2 \times (760 / Pa) \times (Ta / 298) =$ 3.85

Remarks: _____

Conducted by: Wong Shing Kwai Signature:  Date: 14-Apr-24

Checked by: Henry Leung Signature:  Date: 14-Apr-24

High-Volume TSP Sampler

5-POINT CALIBRATION DATA SHEET



File No. MA20003/55/025

Project No. CKL 2 - Flat 103 Cha Kwo Ling Village
 Date: 4-Mar-24 Next Due Date: 4-May-24 Operator: SK
 Equipment No.: A-01-55 Model No.: TE 5170 Serial No. 1956

Ambient Condition			
Temperature, Ta (K)	<u>292.7</u>	Pressure, Pa (mmHg)	<u>759.3</u>

Orifice Transfer Standard Information					
Serial No.	<u>3864</u>	Slope, mc	<u>0.05976</u>	Intercept, bc	<u>-0.05018</u>
Last Calibration Date:	<u>15-Jan-24</u>	$mc \times Qstd + bc = [\Delta H \times (Pa/760) \times (298/Ta)]^{1/2}$			
Next Calibration Date:	<u>14-Jan-25</u>	$Qstd = \{[\Delta H \times (Pa/760) \times (298/Ta)]^{1/2} - bc\} / mc$			

Calibration of TSP Sampler					
Calibration Point	Orifice			HVS	
	ΔH (orifice), in. of water	$[\Delta H \times (Pa/760) \times (298/Ta)]^{1/2}$	Qstd (CFM) X - axis	ΔW (HVS), in. of water	$[\Delta W \times (Pa/760) \times (298/Ta)]^{1/2}$ Y-axis
1	<u>13.7</u>	3.73	63.31	<u>9.8</u>	3.16
2	<u>11.4</u>	3.41	57.82	<u>7.8</u>	2.82
3	<u>9.5</u>	3.11	52.86	<u>6.1</u>	2.49
4	<u>5.7</u>	2.41	41.13	<u>3.1</u>	1.78
5	<u>3.6</u>	1.91	32.86	<u>2.0</u>	1.43

By Linear Regression of Y on X

Slope, mw = 0.0577 Intercept, bw : -0.5305
 Correlation coefficient* = 0.9975

*If Correlation Coefficient < 0.990, check and recalibrate.

Set Point Calculation

From the TSP Field Calibration Curve, take Qstd = 43 CFM

From the Regression Equation, the "Y" value according to

$$mw \times Qstd + bw = [\Delta W \times (Pa/760) \times (298/Ta)]^{1/2}$$

Therefore, Set Point; W = $(mw \times Qstd + bw)^2 \times (760 / Pa) \times (Ta / 298) =$ 3.75

Remarks: _____

Conducted by: Wong Shing Kwai Signature: [Signature] Date: 4-Mar-24

Checked by: Henry Leung Signature: [Signature] Date: 4-Mar-24

High-Volume TSP Sampler

5-POINT CALIBRATION DATA SHEET



File No. MA20003/55/026

Project No. CKL 2 - Flat 103 Cha Kwo Ling Village
 Date: 4-May-24 Next Due Date: 4-Jul-24 Operator: SK
 Equipment No.: A-01-55 Model No.: TE 5170 Serial No. 1956

Ambient Condition			
Temperature, Ta (K)	<u>297</u>	Pressure, Pa (mmHg)	<u>757</u>

Orifice Transfer Standard Information					
Serial No.	<u>3864</u>	Slope, mc	<u>0.05976</u>	Intercept, bc	<u>-0.05018</u>
Last Calibration Date:	<u>15-Jan-24</u>	$mc \times Qstd + bc = [\Delta H \times (Pa/760) \times (298/Ta)]^{1/2}$			
Next Calibration Date:	<u>14-Jan-25</u>	$Qstd = \{[\Delta H \times (Pa/760) \times (298/Ta)]^{1/2} - bc\} / mc$			

Calibration of TSP Sampler					
Calibration Point	Orifice			HVS	
	ΔH (orifice), in. of water	$[\Delta H \times (Pa/760) \times (298/Ta)]^{1/2}$	Qstd (CFM) X - axis	ΔW (HVS), in. of water	$[\Delta W \times (Pa/760) \times (298/Ta)]^{1/2}$ Y-axis
1	<u>13.8</u>	3.71	62.98	<u>9.7</u>	3.11
2	<u>11.5</u>	3.39	57.57	<u>7.7</u>	2.77
3	<u>9.6</u>	3.10	52.67	<u>6.0</u>	2.45
4	<u>5.8</u>	2.41	41.13	<u>3.0</u>	1.73
5	<u>3.7</u>	1.92	33.02	<u>2.0</u>	1.41

By Linear Regression of Y on X

Slope, mw = 0.0578 Intercept, bw : -0.5654

Correlation coefficient* = 0.9965

*If Correlation Coefficient < 0.990, check and recalibrate.

Set Point Calculation

From the TSP Field Calibration Curve, take Qstd = 43 CFM

From the Regression Equation, the "Y" value according to

$$mw \times Qstd + bw = [\Delta W \times (Pa/760) \times (298/Ta)]^{1/2}$$

Therefore, Set Point; W = $(mw \times Qstd + bw)^2 \times (760 / Pa) \times (Ta / 298) =$ 3.70

Remarks: _____

Conducted by: Wong Shing Kwai Signature: [Signature] Date: 4-May-24

Checked by: Henry Leung Signature: [Signature] Date: 4-May-24

Certificate of Calibration

It is certified that the item under calibration has been calibrated by corresponding calibrated High Volume Sampler

Description:	<u>Laser Dust Monitor</u>	Date of Calibration	<u>30-Mar-24</u>
Manufacturer:	<u>Sibata Scientific Technology LTD.</u>	Validity of Calibration Record	<u>30-May-24</u>
Model No.:	<u>LD-3B</u>		
Serial No.:	<u>2Y6194</u>		
Equipment No.:	<u>SA-01-02</u>	Sensitivity	<u>0.001 mg/m3</u>
High Volume Sampler No.:	<u>A-01-03</u>	Before Sensitivity Adjustment	<u>578</u>
Tisch Calibration Orifice No.:	<u>3864</u>	After Sensitivity Adjustment	<u>578</u>

Calibration of 1 hr TSP			
Calibration Point	Laser Dust Monitor		HVS
	Total Count	Count / Minute X-axis	Mass concentration (µg/m ³) Y-axis
1	4000	75.0	142.0
2	3600	65.0	124.0
3	3000	55.0	103.0
Average		65.0	123.0

By Linear Regression of Y on X

Slope , mw = 1.9500 Intercept, bw = -3.7500

Correlation coefficient* = 0.9990


Set Correlation Factor , SCF


SCF = [K=High Volume Sampler / Dust Meter, (µ g/m3)] 1.9

In-house method in according to the instruction manual:

The Dust Monitor was compared with a calibrated High Volume Sampler and The result was used to generate the Correlation Factor (CF) between the Dust Monitor and High Volume Sampler.

Those filter papers are weighted by HOKLAS laboratory (HPCT Limited)

Calibrated by: 
 Technical Officer (Wong Shing Kwai)

Approved by: 
 Project Manager (Henry Leung)

Certificate of Calibration

It is certified that the item under calibration has been calibrated by corresponding calibrated High Volume Sampler

Description: Laser Dust Monitor Date of Calibration 31-May-24
 Manufacturer: Sibata Scientific Technology LTD. Validity of Calibration Record 31-Jul-24
 Model No.: LD-3B
 Serial No.: 2Y6194
 Equipment No.: SA-01-02 Sensitivity 0.001 mg/m3
 High Volume Sampler No.: A-01-03 Before Sensitivity Adjustment 578
 Tisch Calibration Orifice No.: 3864 After Sensitivity Adjustment 578

Calibration of 1 hr TSP			
Calibration Point	Laser Dust Monitor		HVS
	Total Count	Count / Minute X-axis	Mass concentration (µg/m ³) Y-axis
1	4000	76.0	143.0
2	3600	66.0	122.0
3	3000	55.0	102.0
Average		65.7	122.3

By Linear Regression of Y on X

Slope, mw = 1.9502 Intercept, bw = -5.7266

Correlation coefficient* = 0.9991


Set Correlation Factor, SCF


SCF = [K=High Volume Sampler / Dust Meter, (µ g/m3)] 1.9

In-house method in according to the instruction manual:

The Dust Monitor was compared with a calibrated High Volume Sampler and The result was used to generate the Correlation Factor (CF) between the Dust Monitor and High Volume Sampler.

Those filter papers are weighted by HOKLAS laboratory (HPCT Limited)

Calibrated by: 
 Technical Officer (Wong Shing Kwai)

Approved by: 
 Project Manager (Henry Leung)

Certificate of Calibration

It is certified that the item under calibration has been calibrated by corresponding calibrated High Volume Sampler


Description: Digital Dust Indicator Date of Calibration 30-Mar-24
 Manufacturer: Sibata Scientific Technology LTD. Validity of Calibration Record 30-May-24
 Model No.: LD-5R
 Serial No.: 8Y2374
 Equipment No.: SA-01-04 Sensitivity 0.001 mg/m3
 High Volume Sampler No.: A-01-03 Before Sensitivity Adjustment 652
 Tisch Calibration Orifice No.: 3864 After Sensitivity Adjustment 652


Calibration of 1 hr TSP		
Calibration Point	Laser Dust Monitor	HVS
	Mass Concentration (µg/m ³) X-axis	Mass concentration (µg/m ³) Y-axis
1	76.0	138.0
2	66.0	122.0
3	56.0	101.0
Average	66.0	120.3
By Linear Regression of Y on X Slope , mw = <u>1.8500</u> Intercept, bw = <u>-1.7667</u> Correlation coefficient* = <u>0.9970</u>		
Set Correlation Factor		
Particulate Concentration by High Volume Sampler (µg/m ³)	120.3	
Particulate Concentration by Dust Meter (µg/m ³)	66.0	
Measureing time, (min)	60.0	
Set Correlation Factor , SCF		
SCF = [K=High Volume Sampler / Dust Meter, (µg/m ³)]	<u>1.8</u>	

In-house method in according to the instruction manual:

The Dust Monitor was compared with a calibrated High Volume Sampler and The result was used to generate the Correlation Factor (CF) between the Dust Monitor and High Volume Sampler.

Those filter papers are weighted by HOKLAS laboratory (HPCT Litimed)

Calibrated by: 
 Technical Officer (Wong Shing Kwai)

Approved by: 
 Project Manager (Henry Leung)

Certificate of Calibration

It is certified that the item under calibration has been calibrated by corresponding calibrated High Volume Sampler


Description: Digital Dust Indicator Date of Calibration 31-May-24
 Manufacturer: Sibata Scientific Technology LTD. Validity of Calibration Record 31-Jul-24
 Model No.: LD-5R
 Serial No.: 8Y2374
 Equipment No.: SA-01-04 Sensitivity 0.001 mg/m3
 High Volume Sampler No.: A-01-03 Before Sensitivity Adjustment 652
 Tisch Calibration Orifice No.: 3864 After Sensitivity Adjustment 652


Calibration of 1 hr TSP		
Calibration Point	Laser Dust Monitor	HVS
	Mass Concentration (µg/m ³) X-axis	Mass concentration (µg/m ³) Y-axis
1	77.0	137.0
2	67.0	120.0
3	57.0	101.0
Average	67.0	119.3
By Linear Regression of Y on X Slope , mw = <u>1.8000</u> Intercept, bw = <u>-1.2667</u> Correlation coefficient* = <u>0.9995</u>		
Set Correlation Factor		
Particulate Concentration by High Volume Sampler (µg/m ³)		119.3
Particulate Concentration by Dust Meter (µg/m ³)		67.0
Measureing time, (min)		60.0
Set Correlation Factor , SCF		
SCF = [K=High Volume Sampler / Dust Meter, (µg/m ³)]		<u>1.8</u>

In-house method in according to the instruction manual:

The Dust Monitor was compared with a calibrated High Volume Sampler and The result was used to generate the Correlation Factor (CF) between the Dust Monitor and High Volume Sampler.

Those filter papers are weighted by HOKLAS laboratory (HPCT Litimed)

Calibrated by: 
 Technical Officer (Wong Shing Kwai)

Approved by: 
 Project Manager (Henry Leung)

Certificate of Calibration

It is certified that the item under calibration has been calibrated by corresponding calibrated High Volume Sampler


Description: Digital Dust Indicator Date of Calibration 30-Mar-24
 Manufacturer: Sibata Scientific Technology LTD. Validity of Calibration Record 30-May-24
 Model No.: LD-5R
 Serial No.: 8Y2373
 Equipment No.: SA-01-05 Sensitivity 0.001 mg/m3
 High Volume Sampler No.: A-01-03 Before Sensitivity Adjustment 657
 Tisch Calibration Orifice No.: 3864 After Sensitivity Adjustment 657


Calibration of 1 hr TSP		
Calibration Point	Laser Dust Monitor	HVS
	Mass Concentration (µg/m ³) X-axis	Mass concentration (µg/m ³) Y-axis
1	74.0	136.0
2	64.0	116.0
3	54.0	100.0
Average	64.0	117.3
By Linear Regression of Y on X Slope , mw = <u>1.8000</u> Intercept, bw = <u>2.1333</u> Correlation coefficient* = <u>0.9979</u>		
Set Correlation Factor		
Particulate Concentration by High Volume Sampler (µg/m ³)	117.3	
Particulate Concentration by Dust Meter (µg/m ³)	64.0	
Measureing time, (min)	60.0	
Set Correlation Factor , SCF		
SCF = [K=High Volume Sampler / Dust Meter, (µg/m ³)]	<u>1.8</u>	

In-house method in according to the instruction manual:

The Dust Monitor was compared with a calibrated High Volume Sampler and The result was used to generate the Correlation Factor (CF) between the Dust Monitor and High Volume Sampler.

Those filter papers are weighted by HOKLAS laboratory (HPCT Litimed)

Calibrated by: 
 Technical Officer (Wong Shing Kwai)

Approved by: 
 Project Manager (Henry Leung)

Certificate of Calibration

It is certified that the item under calibration has been calibrated by corresponding calibrated High Volume Sampler


Description: Digital Dust Indicator Date of Calibration 31-May-24
 Manufacturer: Sibata Scientific Technology LTD. Validity of Calibration Record 31-Jul-24
 Model No.: LD-5R
 Serial No.: 8Y2373
 Equipment No.: SA-01-05 Sensitivity 0.001 mg/m3
 High Volume Sampler No.: A-01-03 Before Sensitivity Adjustment 657
 Tisch Calibration Orifice No.: 3864 After Sensitivity Adjustment 657


Calibration of 1 hr TSP		
Calibration Point	Laser Dust Monitor	HVS
	Mass Concentration (µg/m ³) X-axis	Mass concentration (µg/m ³) Y-axis
1	76.0	135.0
2	66.0	115.0
3	55.0	100.0
Average	65.7	116.7
By Linear Regression of Y on X Slope , mw = <u>1.6616</u> Intercept, bw = <u>7.5529</u> Correlation coefficient* = <u>0.9940</u>		
Set Correlation Factor		
Particulate Concentration by High Volume Sampler (µg/m ³)	116.7	
Particulate Concentration by Dust Meter (µg/m ³)	65.7	
Measuring time, (min)	60.0	
Set Correlation Factor , SCF		
SCF = [K=High Volume Sampler / Dust Meter, (µg/m ³)]	<u>1.8</u>	

In-house method in according to the instruction manual:

The Dust Monitor was compared with a calibrated High Volume Sampler and The result was used to generate the Correlation Factor (CF) between the Dust Monitor and High Volume Sampler.

Those filter papers are weighted by HOKLAS laboratory (HPCT Litimed)

Calibrated by: 
 Technical Officer (Wong Shing Kwai)

Approved by: 
 Project Manager (Henry Leung)

Certificate of Calibration

It is certified that the item under calibration has been calibrated by corresponding calibrated High Volume Sampler


Description: Digital Dust Indicator Date of Calibration 30-Mar-24
 Manufacturer: Sibata Scientific Technology LTD. Validity of Calibration Record 30-May-24
 Model No.: LD-5R
 Serial No.: 972777
 Equipment No.: SA-01-06 Sensitivity 0.001 mg/m3
 High Volume Sampler No.: A-01-03 Before Sensitivity Adjustment 645
 Tisch Calibration Orifice No.: 3864 After Sensitivity Adjustment 645

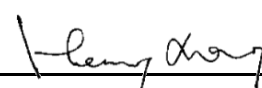
Calibration of 1 hr TSP		
Calibration Point	Laser Dust Monitor	HVS
	Mass Concentration (µg/m ³) X-axis	Mass concentration (µg/m ³) Y-axis
1	75.0	141.0
2	65.0	120.0
3	55.0	101.0
Average	65.0	120.7
By Linear Regression of Y on X Slope , mw = <u>2.0000</u> Intercept, bw = <u>-9.3333</u> Correlation coefficient* = <u>0.9996</u>		
Set Correlation Factor		
Particulate Concentration by High Volume Sampler (µg/m ³)	120.7	
Particulate Concentration by Dust Meter (µg/m ³)	65.0	
Measureing time, (min)	60.0	
Set Correlation Factor , SCF		
SCF = [K=High Volume Sampler / Dust Meter, (µg/m ³)]	<u>1.9</u>	

In-house method in according to the instruction manual:

The Dust Monitor was compared with a calibrated High Volume Sampler and The result was used to generate the Correlation Factor (CF) between the Dust Monitor and High Volume Sampler.

Those filter papers are weighted by HOKLAS laboratory (HPCT Litimed)

Calibrated by: 
 Technical Officer (Wong Shing Kwai)

Approved by: 
 Project Manager (Henry Leung)

Certificate of Calibration

It is certified that the item under calibration has been calibrated by corresponding calibrated High Volume Sampler


Description: Digital Dust Indicator Date of Calibration 31-May-24
 Manufacturer: Sibata Scientific Technology LTD. Validity of Calibration Record 31-Jul-24
 Model No.: LD-5R
 Serial No.: 972777
 Equipment No.: SA-01-06 Sensitivity 0.001 mg/m3
 High Volume Sampler No.: A-01-03 Before Sensitivity Adjustment 645
 Tisch Calibration Orifice No.: 3864 After Sensitivity Adjustment 645


Calibration of 1 hr TSP		
Calibration Point	Laser Dust Monitor	HVS
	Mass Concentration (µg/m ³) X-axis	Mass concentration (µg/m ³) Y-axis
1	77.0	138.0
2	67.0	119.0
3	58.0	100.0
Average	67.3	119.0
By Linear Regression of Y on X Slope , mw = <u>1.9982</u> Intercept, bw = <u>-15.5424</u> Correlation coefficient* = <u>0.9995</u>		
Set Correlation Factor		
Particulate Concentration by High Volume Sampler (µg/m ³)		119.0
Particulate Concentration by Dust Meter (µg/m ³)		67.3
Measureing time, (min)		60.0
Set Correlation Factor , SCF		
SCF = [K=High Volume Sampler / Dust Meter, (µg/m ³)]		<u>1.8</u>

In-house method in according to the instruction manual:

The Dust Monitor was compared with a calibrated High Volume Sampler and The result was used to generate the Correlation Factor (CF) between the Dust Monitor and High Volume Sampler.

Those filter papers are weighted by HOKLAS laboratory (HPCT Litimed)

Calibrated by: 
 Technical Officer (Wong Shing Kwai)

Approved by: 
 Project Manager (Henry Leung)

Certificate of Calibration

It is certified that the item under calibration has been calibrated by corresponding calibrated High Volume Sampler


Description: Digital Dust Indicator Date of Calibration 30-Mar-24
 Manufacturer: Sibata Scientific Technology LTD. Validity of Calibration Record 30-May-24
 Model No.: LD-5R
 Serial No.: 972778
 Equipment No.: SA-01-07 Sensitivity 0.001 mg/m3
 High Volume Sampler No.: A-01-03 Before Sensitivity Adjustment 735 CPM
 Tisch Calibration Orifice No.: 3864 After Sensitivity Adjustment 735 CPM


Calibration of 1 hr TSP		
Calibration Point	Laser Dust Monitor	HVS
	Mass Concentration (µg/m ³) X-axis	Mass concentration (µg/m ³) Y-axis
1	72.0	141.0
2	62.0	121.0
3	52.0	100.0
Average	62.0	120.7
By Linear Regression of Y on X Slope , mw = <u>2.0500</u> Intercept, bw = <u>-6.4333</u> Correlation coefficient* = <u>0.9999</u>		
Set Correlation Factor		
Particulate Concentration by High Volume Sampler (µg/m ³)	120.7	
Particulate Concentration by Dust Meter (µg/m ³)	62.0	
Measuring time, (min)	60.0	
Set Correlation Factor , SCF		
SCF = [K=High Volume Sampler / Dust Meter, (µg/m ³)]	<u>1.9</u>	

In-house method in according to the instruction manual:

The Dust Monitor was compared with a calibrated High Volume Sampler and The result was used to generate the Correlation Factor (CF) between the Dust Monitor and High Volume Sampler.

Those filter papers are weighted by HOKLAS laboratory (HPCT Limited)

Calibrated by: 
 Technical Officer (Wong Shing Kwai)

Approved by: 
 Project Manager (Henry Leung)

Certificate of Calibration

It is certified that the item under calibration has been calibrated by corresponding calibrated High Volume Sampler


Description: Digital Dust Indicator Date of Calibration 31-May-24
 Manufacturer: Sibata Scientific Technology LTD. Validity of Calibration Record 31-Jul-24
 Model No.: LD-5R
 Serial No.: 972778
 Equipment No.: SA-01-07 Sensitivity 0.001 mg/m3
 High Volume Sampler No.: A-01-03 Before Sensitivity Adjustment 735 CPM
 Tisch Calibration Orifice No.: 3864 After Sensitivity Adjustment 735 CPM


Calibration of 1 hr TSP		
Calibration Point	Laser Dust Monitor	HVS
	Mass Concentration (µg/m ³) X-axis	Mass concentration (µg/m ³) Y-axis
1	75.0	140.0
2	65.0	121.0
3	55.0	99.0
Average	65.0	120.0
By Linear Regression of Y on X Slope , mw = <u>2.0500</u> Intercept, bw = <u>-13.2500</u> Correlation coefficient* = <u>0.9991</u>		
Set Correlation Factor		
Particulate Concentration by High Volume Sampler (µg/m ³)		120.0
Particulate Concentration by Dust Meter (µg/m ³)		65.0
Measuring time, (min)		60.0
Set Correlation Factor , SCF SCF = [K=High Volume Sampler / Dust Meter, (µg/m ³)] <u>1.8</u>		

In-house method in according to the instruction manual:

The Dust Monitor was compared with a calibrated High Volume Sampler and The result was used to generate the Correlation Factor (CF) between the Dust Monitor and High Volume Sampler.

Those filter papers are weighted by HOKLAS laboratory (HPCT Limited)

Calibrated by: 
 Technical Officer (Wong Shing Kwai)

Approved by: 
 Project Manager (Henry Leung)

Certificate of Calibration

It is certified that the item under calibration has been calibrated by corresponding calibrated High Volume Sampler


Description: Digital Dust Indicator Date of Calibration 30-Mar-24
 Manufacturer: Sibata Scientific Technology LTD. Validity of Calibration Record 30-May-24
 Model No.: LD-5R
 Serial No.: 972780
 Equipment No.: SA-01-09 Sensitivity 0.001 mg/m3
 High Volume Sampler No.: A-01-03 Before Sensitivity Adjustment 739 CPM
 Tisch Calibration Orifice No.: 3864 After Sensitivity Adjustment 739 CPM


Calibration of 1 hr TSP		
Calibration Point	Laser Dust Monitor	HVS
	Mass Concentration (µg/m ³) X-axis	Mass concentration (µg/m ³) Y-axis
1	74.0	142.0
2	64.0	122.0
3	54.0	100.0
Average	64.0	121.3
By Linear Regression of Y on X Slope , mw = <u>2.1000</u> Intercept, bw = <u>-13.0667</u> Correlation coefficient* = <u>0.9996</u>		
Set Correlation Factor		
Particulate Concentration by High Volume Sampler (µg/m ³)		121.3
Particulate Concentration by Dust Meter (µg/m ³)		64.0
Measureing time, (min)		60.0
Set Correlation Factor , SCF SCF = [K=High Volume Sampler / Dust Meter, (µg/m ³)] <u>1.9</u>		

In-house method in according to the instruction manual:

The Dust Monitor was compared with a calibrated High Volume Sampler and The result was used to generate the Correlation Factor (CF) between the Dust Monitor and High Volume Sampler.

Those filter papers are weighted by HOKLAS laboratory (HPCT Litimed)

Calibrated by: 
 Technical Officer (Wong Shing Kwai)

Approved by: 
 Project Manager (Henry Leung)

Certificate of Calibration

It is certified that the item under calibration has been calibrated by corresponding calibrated High Volume Sampler


Description: Digital Dust Indicator Date of Calibration 31-May-24
 Manufacturer: Sibata Scientific Technology LTD. Validity of Calibration Record 31-Jul-24
 Model No.: LD-5R
 Serial No.: 972780
 Equipment No.: SA-01-09 Sensitivity 0.001 mg/m3
 High Volume Sampler No.: A-01-03 Before Sensitivity Adjustment 739 CPM
 Tisch Calibration Orifice No.: 3864 After Sensitivity Adjustment 739 CPM


Calibration of 1 hr TSP		
Calibration Point	Laser Dust Monitor	HVS
	Mass Concentration (µg/m ³) X-axis	Mass concentration (µg/m ³) Y-axis
1	73.0	140.0
2	63.0	120.0
3	53.0	101.0
Average	63.0	120.3
By Linear Regression of Y on X Slope , mw = <u>1.9500</u> Intercept, bw = <u>-2.5167</u> Correlation coefficient* = <u>0.9999</u>		
Set Correlation Factor		
Particulate Concentration by High Volume Sampler (µg/m ³)		120.3
Particulate Concentration by Dust Meter (µg/m ³)		63.0
Measureing time, (min)		60.0
Set Correlation Factor , SCF		
SCF = [K=High Volume Sampler / Dust Meter, (µg/m ³)]		<u>1.9</u>

In-house method in according to the instruction manual:

The Dust Monitor was compared with a calibrated High Volume Sampler and The result was used to generate the Correlation Factor (CF) between the Dust Monitor and High Volume Sampler.

Those filter papers are weighted by HOKLAS laboratory (HPCT Litimed)

Calibrated by: 
 Technical Officer (Wong Shing Kwai)

Approved by: 
 Project Manager (Henry Leung)



輝創工程有限公司

Sun Creation Engineering Limited

Calibration & Testing Laboratory

Certificate of Calibration

校正證書

Certificate No. : C241168

證書編號

ITEM TESTED / 送檢項目 (Job No. / 序引編號 : IC24-0305) Date of Receipt / 收件日期 : 21 February 2024

Description / 儀器名稱 : Acoustical Calibrator
Manufacturer / 製造商 : Brüel & Kjær
Model No. / 型號 : 4231
Serial No. / 編號 : 2326353
Supplied By / 委託者 : Cinotech Consultants Limited
Room 1710, Technology Park, 18 On Lai Street,
Shatin, N.T. Hong Kong

TEST CONDITIONS / 測試條件

Temperature / 溫度 : $(23 \pm 2)^{\circ}\text{C}$ Relative Humidity / 相對濕度 : $(50 \pm 25)\%$
Line Voltage / 電壓 : ---

TEST SPECIFICATIONS / 測試規範


Calibration check


DATE OF TEST / 測試日期 : 3 March 2024

TEST RESULTS / 測試結果

The results apply to the particular unit-under-test only.
The results do not exceed specified limits.
These limits refer to manufacturer's published tolerances as requested by the customer.
The results are detailed in the subsequent page(s).

The test equipment used for calibration are traceable to National Standards via :
- The Government of The Hong Kong Special Administrative Region Standard & Calibration Laboratory
- Hottinger Brüel & Kjær Calibration Laboratory, Denmark
- Agilent Technologies / Keysight Technologies
- Fluke Everett Service Center, USA

Tested By : 
測試 : H T Wong
Assistant Engineer

Certified By : 
核證 : K C Lee
Engineer

Date of Issue : 4 March 2024
簽發日期

The test equipment used for calibration is traceable to the National Standards as specified in this certificate. This certificate shall not be reproduced except in full, without the prior written approval of this laboratory.

本證書所載校正用之測試器材均可溯源至國際標準。局部複印本證書需先獲本實驗所書面批准。

Sun Creation Engineering Limited – Calibration & Testing Laboratory

c/o 4/F, 1 Hing On Lane, Tuen Mun, New Territories, Hong Kong

輝創工程有限公司 - 校正及檢測實驗室

c/o 香港新界屯門興安里一號四樓

Tel/電話: (852) 2927 2606

Fax/傳真: (852) 2744 8986

E-mail/電郵: callab@suncreation.com

Website/網址: www.suncreation.com

Certificate of Calibration

校正證書

Certificate No. : C241168

證書編號

- The unit-under-test (UUT) was allowed to stabilize in the laboratory for over 12 hours before the commencement of the test.
- The results presented are the mean of 3 measurements at each calibration point.
- Test equipment :

<u>Equipment ID</u>	<u>Description</u>	<u>Certificate No.</u>
CL130	Universal Counter	C233799
CL281	Multifunction Acoustic Calibrator	CDK2302738
TST150A	Measuring Amplifier	C221750

- Test procedure : MA100N.

- Results :

5.1 Sound Level Accuracy

UUT Nominal Value	Measured Value (dB)	Mfr's Limit (dB)	Uncertainty of Measured Value (dB)
94 dB, 1 kHz	93.90	± 0.2	± 0.20
114 dB, 1 kHz	114.00		

5.2 Frequency Accuracy

UUT Nominal Value (kHz)	Measured Value (kHz)	Mfr's Limit	Uncertainty of Measured Value (Hz)
1	1.000 0	1 kHz ± 0.1 %	± 0.1

Remark : The uncertainties are for a confidence probability of not less than 95 %.

Note :

Only the original copy or the laboratory's certified true copy is valid.

The values given in this Certificate only relate to the values measured at the time of the test and any uncertainties quoted will not include allowance for the equipment long term drift, variations with environment changes, vibration and shock during transportation, overloading, mis-handling, or the capability of any other laboratory to repeat the measurement. Sun Creation Engineering Limited shall not be liable for any loss or damage resulting from the use of the equipment.

The test equipment used for calibration is traceable to the National Standards as specified in this certificate. This certificate shall not be reproduced except in full, without the prior written approval of this laboratory.

本證書所載校正用之測試器材均可溯源至國際標準。局部複印本證書需先獲本實驗室書面批准。

High Precision Chemical Testing Ltd.

Rm 1904, Technology Park
18 On Lai Street, Shatin
NT, Hong Kong
Tel: +852 3841 4388 Website: <https://www.hpct.com.hk>



Report No. : 00396
Application No. : HP00278

Issue Date : 02 Aug 2023

Certificate of Calibration

Applicant : Cinotech Consultants Limited
RM 1710, Technology Park,
18 On Lai Street,
Shatin, N.T., Hong Kong

Sample Description : Submitted equipment stated to be Sound Level Calibrator.

Equipment No.: : N-13-02

Manufacturer: : SOUNDTEK

Other information :

Model No.	ST-120
Serial No.	181001636

Date Received : 01 Aug 2023

Test Period : 01 Aug 2023 to 01 Aug 2023

Test Requested : Performance checking for Sound Level Calibrator

Test Method : The Sound Level Meter and Calibrator has been calibrated in accordance with the documented procedures and using standard and instrument which are recommended by the manufacturer, or equivalent.

Test conditions : Room Temperature: 22-25 degree Celsius
Relative Humidity: 35-70%

Test Result : Refer to the test result(s) on page 2.

Remark : **1. Information of the sample description provided by the Applicant.**
2. The result(s) relate only to the items tested or calibrated.

For and on behalf of
HIGH PRECISION CHEMICAL TESTING LIMITED

A handwritten signature in black ink, appearing to read 'Lee Wai Kit', is written over a horizontal line.

Lee Wai Kit
Laboratory Manager

High Precision Chemical Testing Ltd.

Rm 1904, Technology Park
18 On Lai Street, Shatin
NT, Hong Kong
Tel: +852 3841 4388 Website: <https://www.hpct.com.hk>



Report No. : 00396
Application No. : HP00278

Issue Date : 02 Aug 2023

Certificate of Calibration

Measuring equipment :

Description	Sound Calibrator
Manufacturer	Brüel & Kjær
Model No.	TYPE 4231
Serial No.	2326353
Equipment No.	N-02-01

Description	Sound Meter
Manufacturer	SVANTEK
Model No.	SVAN 977
Serial No.	92677
Microphone No.	10352
Equipment No.	N-14-01

Test Result :

Reference value, dB	Indication value, dB	Deviation, dB	Allowed deviation, dB
94.0	94.1	+ 0.1	± 0.3
114.0	114.3	+ 0.3	± 0.5

Note : 1. "Instrument Readings" presents the figures shown on item under calibration / checking regardless of equipment precision or significant figures.
2. The indication value was obtained from the average of ten replicated measurement.

- End of report -

High Precision Chemical Testing Ltd.

Rm 1904, Technology Park
18 On Lai Street, Shatin
NT, Hong Kong
Tel: +852 3841 4388 Website: <https://www.hpct.com.hk>



Report No. : 00389
Application No. : HP00262

Issue Date : 20 Jul 2023

Certificate of Calibration

Applicant : Cinotech Consultants Limited
RM 1710, Technology Park,
18 On Lai Street,
Shatin, N.T., Hong Kong

Sample Description : Submitted equipment stated to be Sound Level Calibrator.

Equipment No.: : N-16-01

Manufacturer: : Hangzhou Aihua Instruments Co., Ltd.

Other information :

Model No.	AWA6021A
Serial No.	1023253

Date Received : 18 Jul 2023

Test Period : 19 Jul 2023 to 19 Jul 2023

Test Requested : Performance checking for Sound Level Calibrator

Test Method : The Sound Level Meter and Calibrator has been calibrated in accordance with the documented procedures and using standard and instrument which are recommended by the manufacturer, or equivalent.

Test conditions : Room Temperature: 22-25 degree Celsius
Relative Humidity: 35-70%

Test Result : Refer to the test result(s) on page 2.

Remark : **1. Information of the sample description provided by the Applicant.**
2. The result(s) relate only to the items tested or calibrated.

For and on behalf of
HIGH PRECISION CHEMICAL TESTING LIMITED

A handwritten signature in black ink, appearing to read 'Lee Wai Kit', is written over a horizontal line.

Lee Wai Kit
Laboratory Manager

High Precision Chemical Testing Ltd.

Rm 1904, Technology Park
18 On Lai Street, Shatin
NT, Hong Kong
Tel: +852 3841 4388 Website: <https://www.hpct.com.hk>



Report No. : 00389
Application No. : HP00262

Issue Date : 20 Jul 2023

Certificate of Calibration

Measuring equipment :

Description	Sound Calibrator
Manufacturer	Brüel & Kjær
Model No.	TYPE 4231
Serial No.	2326353
Equipment No.	N-02-01

Description	Sound Meter
Manufacturer	BSWA Technology
Model No.	BSWA 308
Serial No.	570183
Microphone No.	570605
Equipment No.	N-12-01

Test Result :

Reference value, dB	Indication value, dB	Deviation, dB	Allowed deviation, dB
94.0	94.2	+ 0.2	± 0.3
114.0	114.2	+ 0.2	± 0.5

Note : 1. "Instrument Readings" presents the figures shown on item under calibration / checking regardless of equipment precision or significant figures.
2. The indication value was obtained from the average of ten replicated measurement.

- End of report -

High Precision Chemical Testing Ltd.

Rm 1904, Technology Park
18 On Lai Street, Shatin
NT, Hong Kong
Tel: +852 3841 4388 Website: <https://www.hpct.com.hk>



Report No. : 00370
Application No. : HP00242

Issue Date : 02 May 2023

Certificate of Calibration

Applicant : Cinotech Consultants Limited
RM 1710, Technology Park,
18 On Lai Street,
Shatin, N.T., Hong Kong

Sample Description : Submitted equipment stated to be Integrating Sound Level Meter.

Equipment No.: : SN-01-01

Manufacturer: : SVANTEK

Other information :

Model No.	SVAN 979
Serial No.	27189
Microphone No.	25202

Date Received : 02 May 2023

Test Period : 02 May 2023 to 02 May 2023

Test Requested : Performance checking for Sound Level Meter

Test Method : The Sound Level Calibrator has been calibrated in accordance with the documented procedures and using standard and instrument which are recommended by the manufacturer, or equivalent.

Test conditions : Room Temperature: 22-25 degree Celsius
Relative Humidity: 35-70%

Test Result : Refer to the test result(s) on page 2.

Remark : 1. Information of the sample description provided by the Applicant.
2. The result(s) relate only to the items tested or calibrated.

For and on behalf of
HIGH PRECISION CHEMICAL TESTING LIMITED

A handwritten signature in black ink, appearing to read 'Lee Wai Kit', is written over a horizontal line.

Lee Wai Kit
Laboratory Manager

High Precision Chemical Testing Ltd.

Rm 1904, Technology Park
18 On Lai Street, Shatin
NT, Hong Kong
Tel: +852 3841 4388 Website: <https://www.hpct.com.hk>



Report No. : 00370

Issue Date : 02 May 2023

Application No. : HP00242

Certificate of Calibration

Measuring equipment :	Description	Sound Calibrator
	Manufacturer	Brüel & Kjær
	Model No.	TYPE 4231
	Serial No.	2326353
	Equipment No.	N-02-01

Test Result :

Reference value, dB	Indication value, dB	Deviation, dB	Allowed deviation, dB
94.0	93.9	- 0.1	± 1.5
114.0	114.0	± 0.0	± 1.5

- Note** : 1. "Instrument Readings" presents the figures shown on item under calibration / checking regardless of equipment precision or significant figures.
2. The indication value was obtained from the average of ten replicated measurement.

- End of report -

High Precision Chemical Testing Ltd.

Rm 1904, Technology Park
18 On Lai Street, Shatin
NT, Hong Kong
Tel: +852 3841 4388 Website: <https://www.hpct.com.hk>



Report No. : 00676
Application No. : HP00537

Issue Date : 03 May 2024

Certificate of Calibration

Applicant : Cinotech Consultants Limited
RM 1710, Technology Park,
18 On Lai Street,
Shatin, N.T., Hong Kong

Sample Description : Submitted equipment stated to be Integrating Sound Level Meter.

Equipment No.: : SN-01-01

Manufacturer: : SVANTEK

Other information :

Model No.	SVAN 979
Serial No.	27189
Microphone No.	25202

Date Received : 02 May 2024

Test Period : 02 May 2024 to 02 May 2024

Test Requested : Performance checking for Sound Level Meter

Test Method : The Sound Level Calibrator has been calibrated in accordance with the documented procedures and using standard and instrument which are recommended by the manufacturer, or equivalent.

Test conditions : Room Temperature: 22-25 degree Celsius
Relative Humidity: 35-70%

Test Result : Refer to the test result(s) on page 2.

Remark : 1. Information of the sample description provided by the Applicant.
2. The result(s) relate only to the items tested or calibrated.

For and on behalf of
HIGH PRECISION CHEMICAL TESTING LIMITED

A handwritten signature in black ink, appearing to read 'Lee Wai Kit', is written over a horizontal line.

Lee Wai Kit
Laboratory Manager

High Precision Chemical Testing Ltd.

Rm 1904, Technology Park
18 On Lai Street, Shatin
NT, Hong Kong
Tel: +852 3841 4388 Website: <https://www.hpct.com.hk>



Report No. : 00676
Application No. : HP00537

Issue Date : 03 May 2024

Certificate of Calibration

Measuring equipment :

Description	Sound Calibrator
Manufacturer	Brüel & Kjær
Model No.	TYPE 4231
Serial No.	2326353
Equipment No.	N-02-01

Test Result :

Reference value, dB	Indication value, dB	Deviation, dB	Allowed deviation, dB
94.0	94.0	± 0.0	± 1.5
114.0	114.1	+ 0.1	± 1.5

- Note** : 1. "Instrument Readings" presents the figures shown on item under calibration / checking regardless of equipment precision or significant figures.
2. The indication value was obtained from the average of ten replicated measurement.

- End of report -

High Precision Chemical Testing Ltd.

Rm 1904, Technology Park
18 On Lai Street, Shatin
NT, Hong Kong
Tel: +852 3841 4388 Website: <https://www.hpct.com.hk>



Report No. : 00390
Application No. : HP00263

Issue Date : 24 Jul 2023

Certificate of Calibration

Applicant : Cinotech Consultants Limited
RM 1710, Technology Park,
18 On Lai Street,
Shatin, N.T., Hong Kong

Sample Description : Submitted equipment stated to be Integrating Sound Level Meter.

Equipment No.: : N-08-12

Manufacturer: : SVANTEK

Other information :

Model No.	SVAN 957
Serial No.	23851
Microphone No.	22391

Date Received : 18 Jul 2023

Test Period : 20 Jul 2023 to 20 Jul 2023

Test Requested : Performance checking for Sound Level Meter

Test Method : The Sound Level Calibrator has been calibrated in accordance with the documented procedures and using standard and instrument which are recommended by the manufacturer, or equivalent.

Test conditions : Room Temperature: 22-25 degree Celsius
Relative Humidity: 35-70%

Test Result : Refer to the test result(s) on page 2.

Remark : **1. Information of the sample description provided by the Applicant.**
2. The result(s) relate only to the items tested or calibrated.

For and on behalf of
HIGH PRECISION CHEMICAL TESTING LIMITED

A handwritten signature in black ink, appearing to read 'Lee Wai Kit', is written over a horizontal line.

Lee Wai Kit
Laboratory Manager

High Precision Chemical Testing Ltd.

Rm 1904, Technology Park
18 On Lai Street, Shatin
NT, Hong Kong
Tel: +852 3841 4388 Website: <https://www.hpct.com.hk>



Report No. : 00390
Application No. : HP00263

Issue Date : 24 Jul 2023

Certificate of Calibration

Measuring equipment :

Description	Sound Calibrator
Manufacturer	Brüel & Kjær
Model No.	TYPE 4231
Serial No.	2326353
Equipment No.	N-02-01

Test Result :

Reference value, dB	Indication value, dB	Deviation, dB	Allowed deviation, dB
94.0	93.9	- 0.1	± 1.5
114.0	114.1	+ 0.1	± 1.5

- Note** : 1. "Instrument Readings" presents the figures shown on item under calibration / checking regardless of equipment precision or significant figures.
2. The indication value was obtained from the average of ten replicated measurement.

- End of report -

High Precision Chemical Testing Ltd.

Rm 1904, Technology Park
18 On Lai Street, Shatin
NT, Hong Kong
Tel: +852 3841 4388 Website: <https://www.hpct.com.hk>



Report No. : 00430
Application No. : HP00304

Issue Date : 08 Sep 2023

Certificate of Calibration

Applicant : Cinotech Consultants Limited
RM 1710, Technology Park,
18 On Lai Street,
Shatin, N.T., Hong Kong

Sample Description : Submitted equipment stated to be Integrating Sound Level Meter.

Equipment No.: : N-12-02

Manufacturer: : BSWA Technology

Other information :

Model No.	BSWA 308
Serial No.	570187
Microphone No.	590079

Date Received : 06 Sep 2023

Test Period : 07 Sep 2023 to 07 Sep 2023

Test Requested : Performance checking for Sound Level Meter

Test Method : The Sound Level Calibrator has been calibrated in accordance with the documented procedures and using standard and instrument which are recommended by the manufacturer, or equivalent.

Test conditions : Room Temperature: 22-25 degree Celsius
Relative Humidity: 35-70%

Test Result : Refer to the test result(s) on page 2.

Remark : **1. Information of the sample description provided by the Applicant.**
2. The result(s) relate only to the items tested or calibrated.

For and on behalf of
HIGH PRECISION CHEMICAL TESTING LIMITED

A handwritten signature in black ink, appearing to be 'Lee Wai Kit', written over a horizontal line.

Lee Wai Kit
Laboratory Manager

High Precision Chemical Testing Ltd.

Rm 1904, Technology Park
18 On Lai Street, Shatin
NT, Hong Kong
Tel: +852 3841 4388 Website: <https://www.hpct.com.hk>



Report No. : 00430
Application No. : HP00304

Issue Date : 08 Sep 2023

Certificate of Calibration

Measuring equipment :

Description	Sound Calibrator
Manufacturer	Brüel & Kjær
Model No.	TYPE 4231
Serial No.	2326353
Equipment No.	N-02-01

Test Result :

Reference value, dB	Indication value, dB	Deviation, dB	Allowed deviation, dB
94.0	94.2	+ 0.2	± 1.5
114.0	114.2	+ 0.2	± 1.5

- Note** : 1. "Instrument Readings" presents the figures shown on item under calibration / checking regardless of equipment precision or significant figures.
2. The indication value was obtained from the average of ten replicated measurement.

- End of report -

High Precision Chemical Testing Ltd.

Rm 1904, Technology Park
18 On Lai Street, Shatin
NT, Hong Kong
Tel: +852 3841 4388 Website: <https://www.hpct.com.hk>



Report No. : 00647
Application No. : HP00514

Issue Date : 11 Apr 2024

Certificate of Calibration

Applicant : Cinotech Consultants Limited
RM 1710, Technology Park,
18 On Lai Street,
Shatin, N.T., Hong Kong

Sample Description : Submitted equipment stated to be Integrating Sound Level Meter.

Equipment No.: : N-12-01

Manufacturer: : BSWA Technology

Other information :

Model No.	BSWA 308
Serial No.	570183
Microphone No.	590073

Date Received : 09 Apr 2024

Test Period : 09 Apr 2024 to 09 Apr 2024

Test Requested : Performance checking for Sound Level Meter

Test Method : The Sound Level Calibrator has been calibrated in accordance with the documented procedures and using standard and instrument which are recommended by the manufacturer, or equivalent.

Test conditions : Room Temperature: 22-25 degree Celsius
Relative Humidity: 35-70%

Test Result : Refer to the test result(s) on page 2.

Remark : **1. Information of the sample description provided by the Applicant.**
2. The result(s) relate only to the items tested or calibrated.

For and on behalf of
HIGH PRECISION CHEMICAL TESTING LIMITED

A handwritten signature in black ink, appearing to read 'Lee Wai Kit', is written over a horizontal line.

Lee Wai Kit
Laboratory Manager

High Precision Chemical Testing Ltd.

Rm 1904, Technology Park
18 On Lai Street, Shatin
NT, Hong Kong
Tel: +852 3841 4388 Website: <https://www.hpct.com.hk>



Report No. : 00647
Application No. : HP00514

Issue Date : 11 Apr 2024

Certificate of Calibration

Measuring equipment :

Description	Sound Calibrator
Manufacturer	Brüel & Kjær
Model No.	TYPE 4231
Serial No.	2326353
Equipment No.	N-02-01

Test Result :

Reference value, dB	Indication value, dB	Deviation, dB	Allowed deviation, dB
94.0	94.1	+ 0.1	± 1.5
114.0	114.2	+ 0.2	± 1.5

- Note** : 1. “Instrument Readings” presents the figures shown on item under calibration / checking regardless of equipment precision or significant figures.
2. The indication value was obtained from the average of ten replicated measurement.

- End of report -

High Precision Chemical Testing Ltd.

Rm 1904, Technology Park
18 On Lai Street, Shatin
NT, Hong Kong
Tel: +852 3841 4388 Website: <https://www.hpct.com.hk>



Report No. : 00568
Application No. : HP00436

Issue Date : 14 Feb 2024

Certificate of Calibration

Applicant : Cinotech Consultants Limited
RM 1710, Technology Park,
18 On Lai Street,
Shatin, N.T., Hong Kong

Sample Description : Submitted equipment stated to be Integrating Sound Level Meter.

Equipment No.: : N-12-03

Manufacturer: : BSWA Technology

Other information :

Model No.	BSWA 308
Serial No.	570188
Microphone No.	570608

Date Received : 05 Feb 2024

Test Period : 07 Feb 2024 to 07 Feb 2024

Test Requested : Performance checking for Sound Level Meter

Test Method : The Sound Level Calibrator has been calibrated in accordance with the documented procedures and using standard and instrument which are recommended by the manufacturer, or equivalent.

Test conditions : Room Temperature: 22-25 degree Celsius
Relative Humidity: 35-70%

Test Result : Refer to the test result(s) on page 2.

Remark : 1. Information of the sample description provided by the Applicant.
2. The result(s) relate only to the items tested or calibrated.

For and on behalf of
HIGH PRECISION CHEMICAL TESTING LIMITED

A handwritten signature in black ink, appearing to read 'Lee Wai Kit', is written over a horizontal line.

Lee Wai Kit
Laboratory Manager

High Precision Chemical Testing Ltd.

Rm 1904, Technology Park
18 On Lai Street, Shatin
NT, Hong Kong
Tel: +852 3841 4388 Website: <https://www.hpct.com.hk>



Report No. : 00568
Application No. : HP00436

Issue Date : 14 Feb 2024

Certificate of Calibration

Measuring equipment :

Description	Sound Calibrator
Manufacturer	Brüel & Kjær
Model No.	TYPE 4231
Serial No.	2326353
Equipment No.	N-02-01

Test Result :

Reference value, dB	Indication value, dB	Deviation, dB	Allowed deviation, dB
94.0	94.0	± 0.0	± 1.5
114.0	113.9	- 0.1	± 1.5

- Note** : 1. "Instrument Readings" presents the figures shown on item under calibration / checking regardless of equipment precision or significant figures.
2. The indication value was obtained from the average of ten replicated measurement.

- End of report -

High Precision Chemical Testing Ltd.

Rm 1904, Technology Park
18 On Lai Street, Shatin
NT, Hong Kong
Tel: +852 3841 4388 Website: <https://www.hpct.com.hk>



Report No. : 00648
Application No. : HP00515

Issue Date : 11 Apr 2024

Certificate of Calibration

Applicant : Cinotech Consultants Limited
RM 1710, Technology Park,
18 On Lai Street,
Shatin, N.T., Hong Kong

Sample Description : Submitted equipment stated to be Integrating Sound Level Meter.

Equipment No.: : N-12-05

Manufacturer: : BSWA Technology

Other information :

Model No.	BSWA 308
Serial No.	580287
Microphone No.	570610

Date Received : 09 Apr 2024

Test Period : 09 Apr 2024 to 09 Apr 2024

Test Requested : Performance checking for Sound Level Meter

Test Method : The Sound Level Calibrator has been calibrated in accordance with the documented procedures and using standard and instrument which are recommended by the manufacturer, or equivalent.

Test conditions : Room Temperature: 22-25 degree Celsius
Relative Humidity: 35-70%

Test Result : Refer to the test result(s) on page 2.

Remark : 1. Information of the sample description provided by the Applicant.
2. The result(s) relate only to the items tested or calibrated.

For and on behalf of
HIGH PRECISION CHEMICAL TESTING LIMITED

A handwritten signature in black ink, appearing to be 'Lee Wai Kit', written over a horizontal line.

Lee Wai Kit
Laboratory Manager

High Precision Chemical Testing Ltd.

Rm 1904, Technology Park
18 On Lai Street, Shatin
NT, Hong Kong
Tel: +852 3841 4388 Website: <https://www.hpct.com.hk>



Report No. : 00648
Application No. : HP00515

Issue Date : 11 Apr 2024

Certificate of Calibration

Measuring equipment :

Description	Sound Calibrator
Manufacturer	Brüel & Kjær
Model No.	TYPE 4231
Serial No.	2326353
Equipment No.	N-02-01

Test Result :

Reference value, dB	Indication value, dB	Deviation, dB	Allowed deviation, dB
94.0	94.1	+ 0.1	± 1.5
114.0	114.1	+ 0.1	± 1.5

- Note** : 1. "Instrument Readings" presents the figures shown on item under calibration / checking regardless of equipment precision or significant figures.
2. The indication value was obtained from the average of ten replicated measurement.

- End of report -