

## Appendix F - 24-hour TSP Monitoring Results

### Location AM1 - Tin Hau Temple

Start Date	Weather	Filter Weight (g)		Particulate	Elapse Time		Sampling	Flow Rate (m <sup>3</sup> /min.)		Av. flow	Total vol.	Conc.
	Condition	Initial	Final	Weight (g)	Initial	Final	Time(hrs.)	Initial	Final	(m <sup>3</sup> /min)	(m <sup>3</sup> )	(µg/m <sup>3</sup> )
1-Mar-24	Cloudy	3.4011	3.4957	0.0946	13050.6	13074.6	24.0	1.23	1.23	1.23	1774.2	53.3
7-Mar-24	Cloudy	3.3250	3.4081	0.0831	13074.6	13098.6	24.0	1.22	1.22	1.22	1756.9	47.3
13-Mar-24	Fine	3.3214	3.4238	0.1024	13098.6	13122.6	24.0	1.22	1.22	1.22	1755.1	58.3
19-Mar-24	Sunny	3.4162	3.5459	0.1297	13122.6	13146.6	24.0	1.22	1.22	1.22	1753.8	74.0
25-Mar-24	Sunny	3.3222	3.5657	0.2435	13146.6	13170.6	24.0	1.21	1.21	1.21	1738.8	140.0
27-Mar-24	Sunny	3.3503	3.4714	0.1211	13170.6	13194.6	24.0	1.21	1.21	1.21	1744.8	69.4
											Min	47.3
											Max	140.0
											Average	73.7

### Location AM2 - Sai Tso Wan Recreation Ground

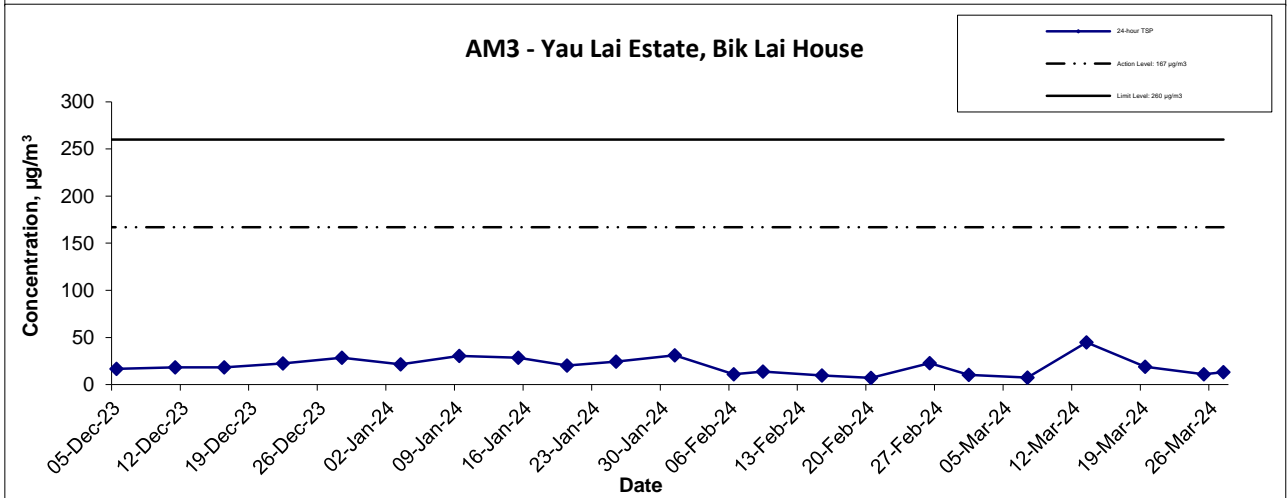
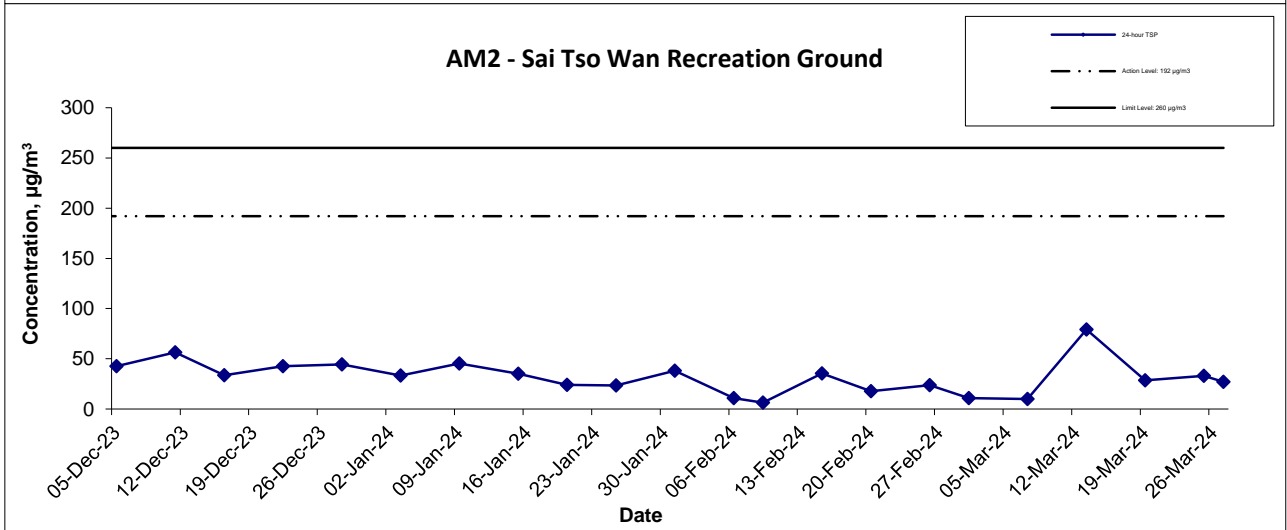
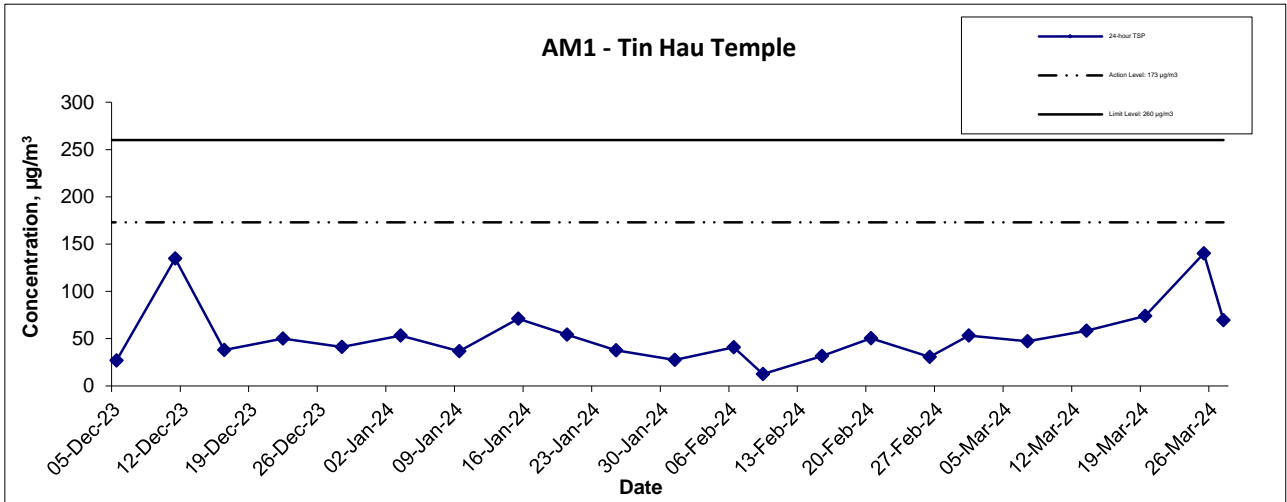
Start Date	Weather	Filter Weight (g)		Particulate	Elapse Time		Sampling	Flow Rate (m <sup>3</sup> /min.)		Av. flow	Total vol.	Conc.
	Condition	Initial	Final	Weight (g)	Initial	Final	Time(hrs.)	Initial	Final	(m <sup>3</sup> /min)	(m <sup>3</sup> )	(µg/m <sup>3</sup> )
1-Mar-24	Cloudy	3.3324	3.3515	0.0191	34167.3	34191.3	24.0	1.23	1.23	1.23	1775.4	10.8
7-Mar-24	Cloudy	3.3344	3.3520	0.0176	34191.3	34215.3	24.0	1.22	1.22	1.22	1757.0	10.0
13-Mar-24	Fine	3.3333	3.4724	0.1391	34215.3	34239.3	24.0	1.22	1.22	1.22	1755.1	79.3
19-Mar-24	Sunny	3.3275	3.3777	0.0502	34239.3	34263.3	24.0	1.22	1.22	1.22	1753.7	28.6
25-Mar-24	Sunny	3.3403	3.3977	0.0574	34263.3	34287.3	24.0	1.21	1.21	1.21	1738.4	33.0
27-Mar-24	Sunny	3.3563	3.4035	0.0472	34287.3	34311.3	24.0	1.21	1.21	1.21	1744.1	27.1
											Min	10.0
											Max	79.3
											Average	31.5

### Location AM3 - Yau Lai Estate, Bik Lai House

Start Date	Weather	Filter Weight (g)		Particulate	Elapse Time		Sampling	Flow Rate (m <sup>3</sup> /min.)		Av. flow	Total vol.	Conc.
	Condition	Initial	Final	Weight (g)	Initial	Final	Time(hrs.)	Initial	Final	(m <sup>3</sup> /min)	(m <sup>3</sup> )	(µg/m <sup>3</sup> )
1-Mar-24	Cloudy	3.3630	3.3815	0.0185	8373.8	8397.8	24.0	1.23	1.23	1.23	1775.8	10.4
7-Mar-24	Cloudy	3.2982	3.3112	0.0130	8397.8	8421.8	24.0	1.22	1.22	1.22	1756.7	7.4
13-Mar-24	Fine	3.3469	3.4254	0.0785	8421.9	8445.9	24.0	1.22	1.22	1.22	1754.7	44.7
19-Mar-24	Sunny	3.3252	3.3586	0.0334	8445.9	8469.9	24.0	1.22	1.22	1.22	1754.0	19.0
25-Mar-24	Fine	3.3126	3.3314	0.0188	8469.9	8493.9	24.0	1.21	1.21	1.21	1736.6	10.8
27-Mar-24	Sunny	3.3520	3.3749	0.0229	8493.9	8517.9	24.0	1.21	1.21	1.21	1744.0	13.1
											Min	7.4
											Max	44.7
											Average	17.6

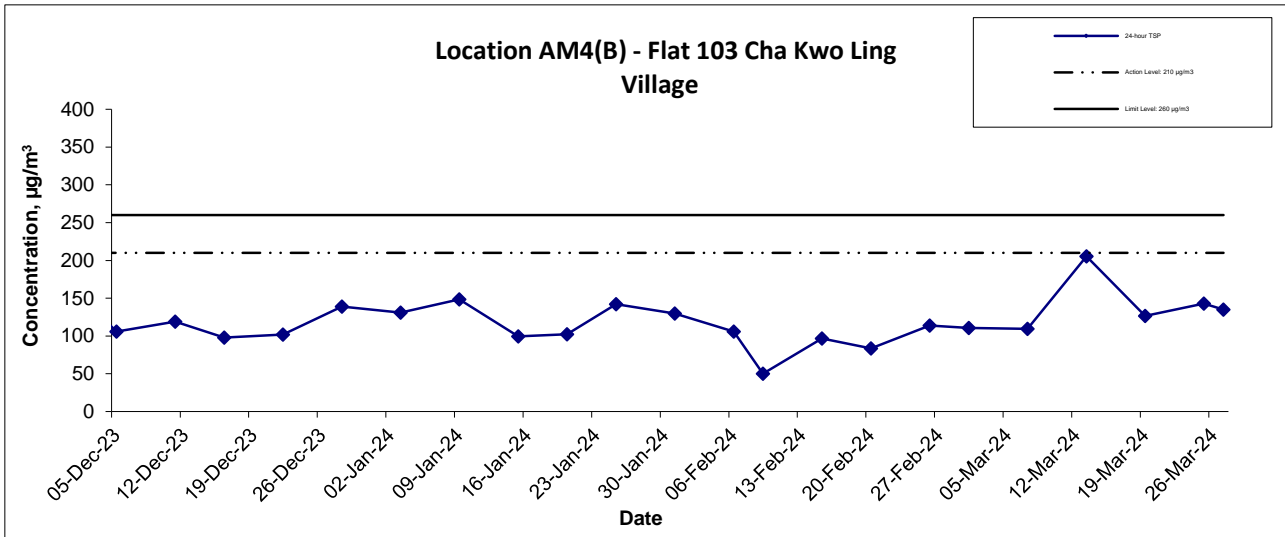
### Location AM4(B) - Flat 103 Cha Kwo Ling Village

Start Date	Weather	Filter Weight (g)		Particulate	Elapse Time		Sampling	Flow Rate (m <sup>3</sup> /min.)		Av. flow	Total vol.	Conc.
	Condition	Initial	Final	Weight (g)	Initial	Final	Time(hrs.)	Initial	Final	(m <sup>3</sup> /min)	(m <sup>3</sup> )	(µg/m <sup>3</sup> )
1-Mar-24	Cloudy	3.3464	3.5417	0.1953	19798.6	19822.6	24.0	1.22	1.23	1.22	1763.3	110.8
7-Mar-24	Cloudy	3.3097	3.5026	0.1929	19822.6	19846.6	24.0	1.22	1.22	1.22	1760.8	109.6
13-Mar-24	Fine	3.3075	3.6687	0.3612	19846.6	19870.6	24.0	1.22	1.22	1.22	1759.0	205.3
19-Mar-24	Fine	3.3522	3.5744	0.2222	19870.6	19894.6	24.0	1.22	1.22	1.22	1757.7	126.4
25-Mar-24	Sunny	3.3008	3.5500	0.2492	19918.6	19942.6	24.0	1.21	1.21	1.21	1742.5	143.0
27-Mar-24	Sunny	3.3670	3.6027	0.2357	19942.6	19966.6	24.0	1.22	1.21	1.21	1748.6	134.8
											Min	109.6
											Max	205.3
											Average	138.3



Contract No. ED/2018/04 Trunk Road T2 and Infrastructure Works for Developments at the Former South Apron  Graphical Presentation of 24-hour TSP Monitoring Results	Scale N.T.S	Project No. MA20003	CINOTECH
	Date Mar-24	Appendix F	

### 24-hr TSP Concentration Levels



**Notes:**

- 1) The major activitie(s) being carried out on site during the reporting period is/are presented in Section 1.10
- 2) The weather conditions during the reporting month are presented in Appendix C.
- 3) Other factors which might affect the monitoring results are presented in Section 2.18.

Contract No. ED/2018/04 Trunk Road T2 and Infrastructure Works for Developments at the Former South Apron  Graphical Presentation of 24-hour TSP Monitoring Results	Scale	N.T.S	Project No.	MA20003	CINOTECH
	Date	Mar-24	Appendix	F	