

Appendix E - 1-hour TSP Monitoring Results

Location AM1 - Tin Hau Temple			
Date	Time	Weather	Particulate Concentration ($\mu\text{g}/\text{m}^3$)
1-Feb-24	11:16	Fine	7.6
1-Feb-24	12:16	Fine	9.5
1-Feb-24	13:16	Fine	13.3
7-Feb-24	13:00	Fine	41.4
7-Feb-24	14:00	Fine	43.2
7-Feb-24	15:00	Fine	45.0
9-Feb-24	9:00	Sunny	79.8
9-Feb-24	10:00	Sunny	57.0
9-Feb-24	11:00	Sunny	72.2
15-Feb-24	11:17	Sunny	68.4
15-Feb-24	12:17	Sunny	57.0
15-Feb-24	13:17	Sunny	53.2
21-Feb-24	15:15	Fine	86.6
21-Feb-24	16:15	Fine	112.7
21-Feb-24	17:15	Fine	122.0
27-Feb-24	10:33	Fine	83.6
27-Feb-24	11:33	Fine	87.4
27-Feb-24	12:33	Fine	85.5
		Average	62.5
		Maximum	122.0
		Minimum	7.6

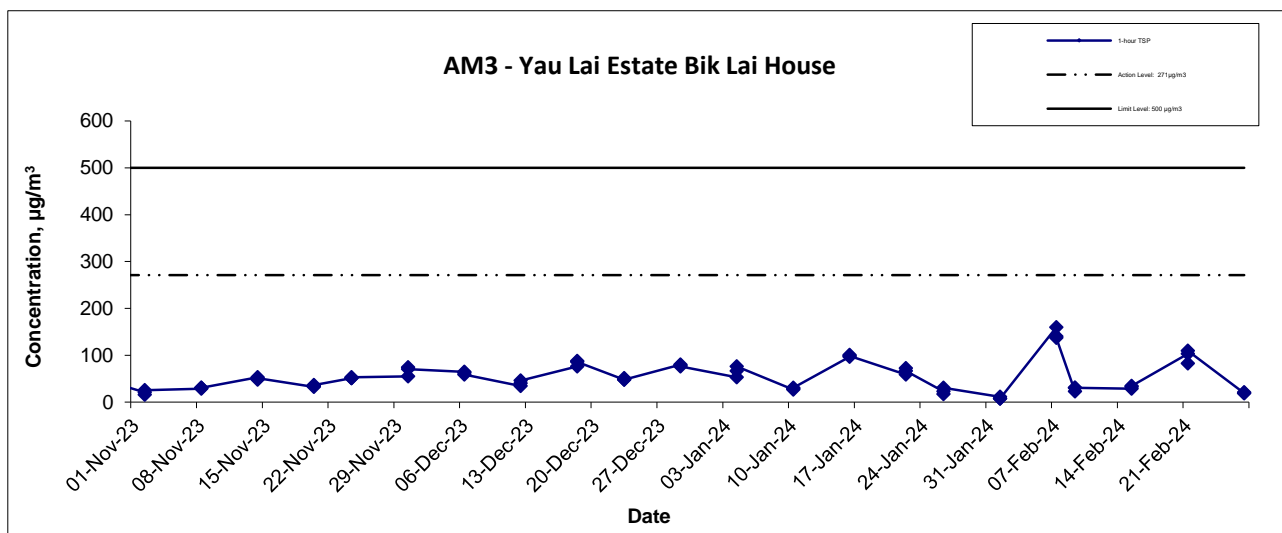
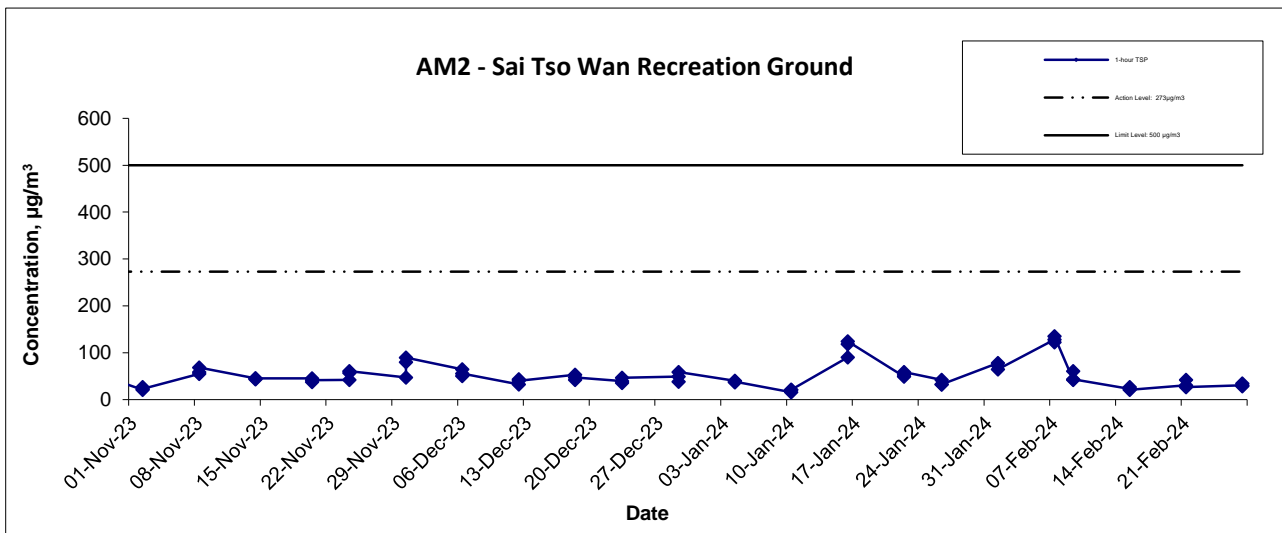
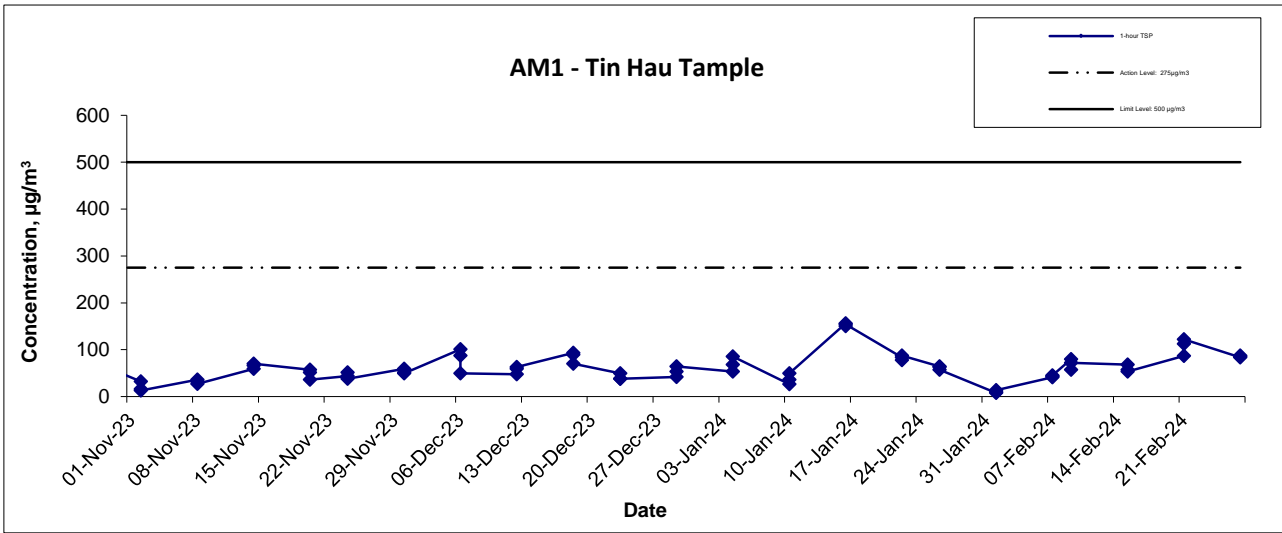
Location AM2 - Sai Tso Wan Recreation Ground			
Date	Time	Weather	<i>Particulate Concentration ($\mu\text{g}/\text{m}^3$)</i>
1-Feb-24	9:00	Cloudy	77.9
1-Feb-24	10:00	Cloudy	72.2
1-Feb-24	11:00	Cloudy	64.6
7-Feb-24	15:00	Fine	127.8
7-Feb-24	16:00	Fine	122.4
7-Feb-24	17:00	Fine	135.0
9-Feb-24	10:00	Sunny	41.8
9-Feb-24	11:00	Sunny	60.8
9-Feb-24	12:00	Sunny	43.7
15-Feb-24	11:17	Sunny	22.8
15-Feb-24	12:17	Sunny	26.6
15-Feb-24	13:17	Sunny	20.9
21-Feb-24	9:00	Sunny	30.4
21-Feb-24	10:00	Sunny	41.8
21-Feb-24	11:00	Sunny	26.6
27-Feb-24	9:02	Cloudy	30.4
27-Feb-24	10:02	Cloudy	28.5
27-Feb-24	11:02	Cloudy	34.2
		Average	56.0
		Maximum	135.0
		Minimum	20.9

Appendix E - 1-hour TSP Monitoring Results

Location AM3 - Yau Lai Estate Bik Lai House			
Date	Time	Weather	<i>Particulate Concentration ($\mu\text{g}/\text{m}^3$)</i>
1-Feb-24	12:50	Sunny	11.4
1-Feb-24	13:50	Sunny	7.6
1-Feb-24	14:50	Sunny	7.6
7-Feb-24	13:00	Cloudy	159.6
7-Feb-24	14:00	Cloudy	140.6
7-Feb-24	15:00	Cloudy	136.8
9-Feb-24	11:35	Sunny	22.8
9-Feb-24	12:35	Sunny	30.4
9-Feb-24	13:35	Sunny	30.4
15-Feb-24	13:28	Sunny	28.5
15-Feb-24	14:28	Sunny	32.3
15-Feb-24	15:28	Sunny	34.2
21-Feb-24	9:00	Fine	103.2
21-Feb-24	10:00	Fine	82.7
21-Feb-24	11:00	Fine	109.4
27-Feb-24	11:49	Fine	19.0
27-Feb-24	12:49	Fine	20.9
27-Feb-24	13:49	Fine	19.0
Average			55.4
Maximum			159.6
Minimum			7.6

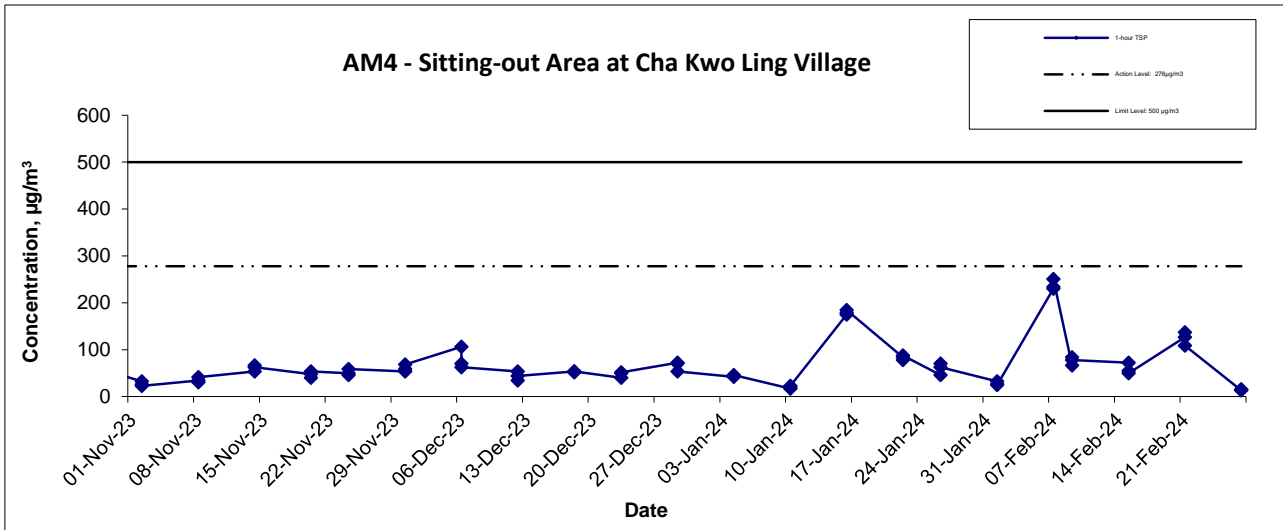
Location AM4 - Sitting-out Area at Cha Kwo Ling Village			
Date	Time	Weather	<i>Particulate Concentration ($\mu\text{g}/\text{m}^3$)</i>
1-Feb-24	14:19	Sunny	32.3
1-Feb-24	15:19	Sunny	26.6
1-Feb-24	16:19	Sunny	24.7
7-Feb-24	9:00	Cloudy	229.9
7-Feb-24	10:00	Cloudy	233.7
7-Feb-24	11:00	Cloudy	250.8
9-Feb-24	9:00	Sunny	66.5
9-Feb-24	10:00	Sunny	83.6
9-Feb-24	11:00	Sunny	77.9
15-Feb-24	9:10	Sunny	72.2
15-Feb-24	10:10	Sunny	55.1
15-Feb-24	11:10	Sunny	49.4
21-Feb-24	13:00	Fine	126.5
21-Feb-24	14:00	Fine	137.2
21-Feb-24	15:00	Fine	108.9
27-Feb-24	12:50	Fine	13.3
27-Feb-24	13:50	Fine	15.2
27-Feb-24	14:50	Fine	15.2
Average			89.9
Maximum			250.8
Minimum			13.3

1-hr TSP Concentration Levels




Contract No. ED/2018/04 Trunk Road T2 and Infrastructure Works for Developments at the Former South Apron Graphical Presentation of 1-hour TSP Monitoring Results	Scale	Project No.	
	Date	Appendix	
	N.T.S	MA20003	E

1-hr TSP Concentration Levels



Notes:

1. The major activitie(s) being carried out on site during the reporting period is/are presented in Section 1.10
2. The weather conditions during the reporting month are presented in Appendix C.
3. Other factors which might affect the monitoring results are presented in Section 2.18.

Contract No. ED/2018/04 Trunk Road T2 and Infrastructure Works for Developments at the Former South Apron Graphical Presentation of 1-hour TSP Monitoring Results	Scale	Project No.	
	Date	Appendix	
	N.T.S	MA20003	
	Feb-24	E	