

## Appendix F - 24-hour TSP Monitoring Results

### Location AM1 - Tin Hau Temple

Start Date	Weather	Filter Weight (g)		Particulate	Elapse Time		Sampling	Flow Rate (m <sup>3</sup> /min.)		Av. flow	Total vol.	Conc.
	Condition	Initial	Final	Weight (g)	Initial	Final	Time(hrs.)	Initial	Final	(m <sup>3</sup> /min)	(m <sup>3</sup> )	(µg/m <sup>3</sup> )
2-Jan-25	Sunny	2.6658	2.7274	0.0616	14370.6	14394.6	24.0	1.21	1.21	1.21	1741.2	35.3
8-Jan-25	Sunny	2.6777	2.7810	0.1033	14394.6	14418.6	24.0	1.21	1.21	1.21	1745.6	59.2
14-Jan-25	Sunny	2.6813	2.7224	0.0411	14418.6	14442.6	24.0	1.21	1.21	1.21	1744.1	23.6
20-Jan-25	Sunny	2.6801	2.7458	0.0657	14442.6	14466.6	24.0	1.21	1.21	1.21	1742.9	37.7
25-Jan-25	Sunny	2.6836	2.7386	0.0550	14466.6	14490.6	24.0	1.21	1.22	1.21	1746.9	31.5
28-Jan-25	Fine	2.6966	2.7456	0.0490	14490.6	14514.6	24.0	1.22	1.22	1.22	1753.6	27.9
											Min	23.6
											Max	59.2
											Average	35.9

### Location AM2 - Sai Tso Wan Recreation Ground

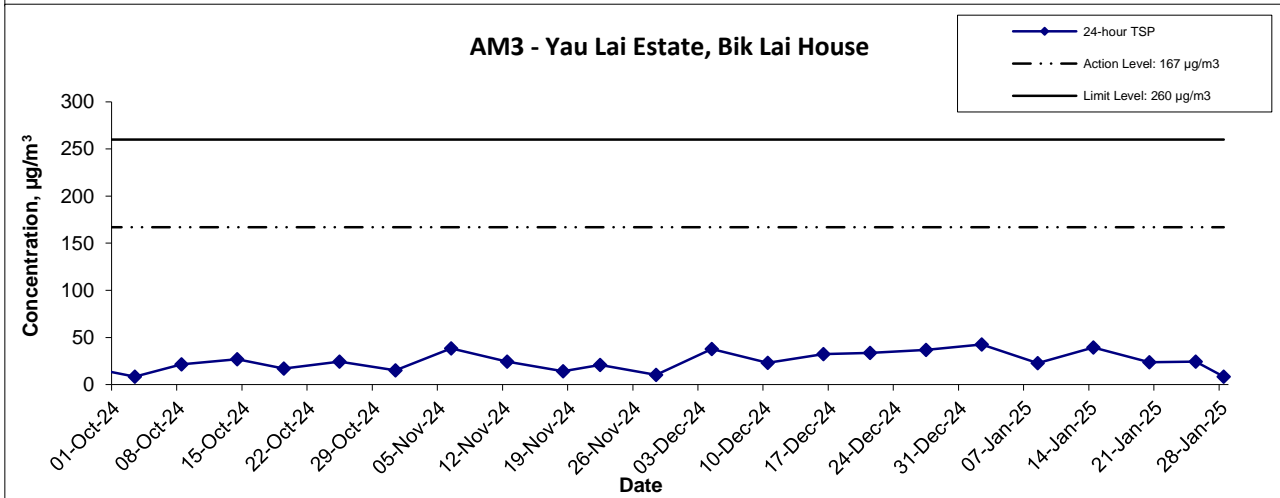
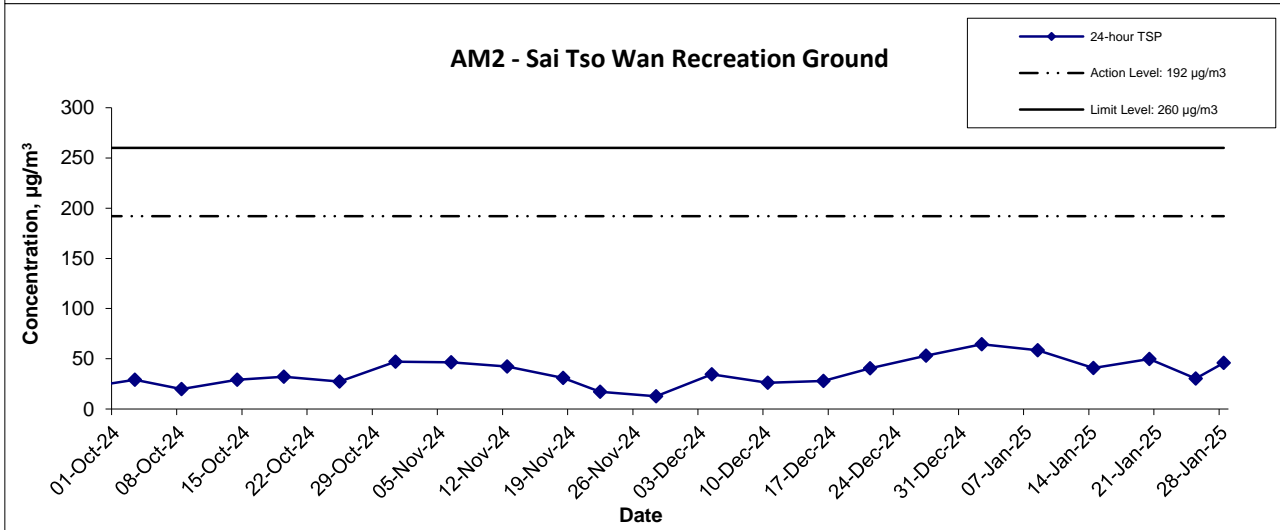
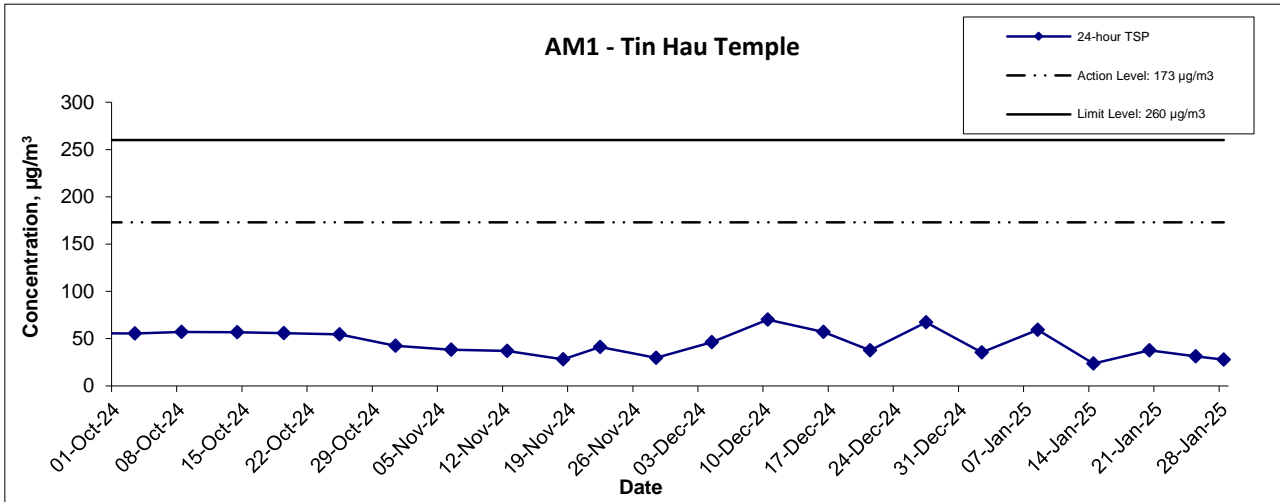
Start Date	Weather	Filter Weight (g)		Particulate	Elapse Time		Sampling	Flow Rate (m <sup>3</sup> /min.)		Av. flow	Total vol.	Conc.
	Condition	Initial	Final	Weight (g)	Initial	Final	Time(hrs.)	Initial	Final	(m <sup>3</sup> /min)	(m <sup>3</sup> )	(µg/m <sup>3</sup> )
2-Jan-25	Sunny	2.7156	2.8277	0.1121	35487.4	35511.4	24.0	1.21	1.21	1.21	1741.3	64.4
8-Jan-25	Sunny	2.8327	2.9346	0.1019	35511.4	35535.4	24.0	1.21	1.21	1.21	1745.6	58.4
14-Jan-25	Sunny	3.3582	3.4296	0.0714	35535.4	35559.4	24.0	1.21	1.21	1.21	1744.1	40.9
20-Jan-25	Fine	2.6776	2.7645	0.0869	35559.4	35583.4	24.0	1.21	1.21	1.21	1743.0	49.8
25-Jan-25	Fine	2.6940	2.7471	0.0531	35583.4	35607.4	24.0	1.21	1.22	1.21	1746.9	30.4
28-Jan-25	Sunny	2.8308	2.9114	0.0806	35607.5	35631.5	24.0	1.22	1.22	1.22	1753.5	46.0
											Min	30.4
											Max	64.4
											Average	48.3

### Location AM3 - Yau Lai Estate, Bik Lai House

Start Date	Weather	Filter Weight (g)		Particulate	Elapse Time		Sampling	Flow Rate (m <sup>3</sup> /min.)		Av. flow	Total vol.	Conc.
	Condition	Initial	Final	Weight (g)	Initial	Final	Time(hrs.)	Initial	Final	(m <sup>3</sup> /min)	(m <sup>3</sup> )	(µg/m <sup>3</sup> )
2-Jan-25	Sunny	2.8480	2.9220	0.0740	9758.0	9782.0	24.0	1.21	1.21	1.21	1740.1	42.5
8-Jan-25	Sunny	2.8351	2.8746	0.0395	9782.0	9806.0	24.0	1.21	1.21	1.21	1744.7	22.7
14-Jan-25	Sunny	2.6857	2.7543	0.0686	9806.0	9830.0	24.0	1.21	1.21	1.21	1743.1	39.3
20-Jan-25	Fine	2.7097	2.7511	0.0415	9830.0	9854.0	24.0	1.21	1.21	1.21	1741.9	23.8
25-Jan-25	Fine	2.6659	2.7085	0.0426	9854.0	9878.0	24.0	1.21	1.22	1.21	1746.1	24.4
28-Jan-25	Fine	2.7041	2.7189	0.0149	9878.0	9902.0	24.0	1.22	1.22	1.22	1753.2	8.5
											Min	8.5
											Max	42.5
											Average	26.9

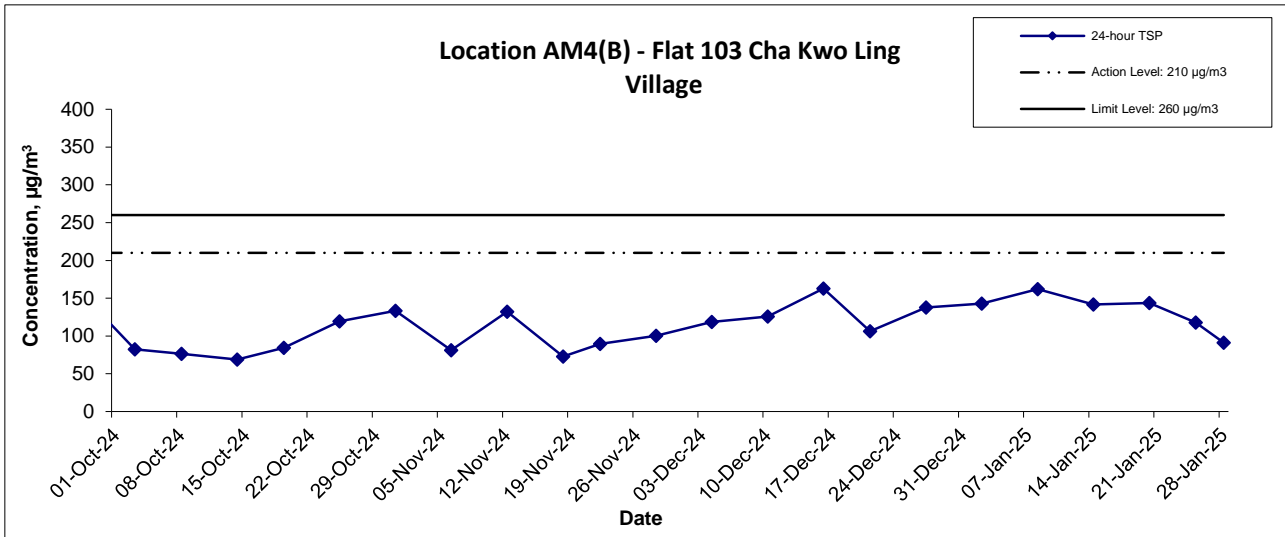
### Location AM4(B) - Flat 103 Cha Kwo Ling Village

Start Date	Weather	Filter Weight (g)		Particulate	Elapse Time		Sampling	Flow Rate (m <sup>3</sup> /min.)		Av. flow	Total vol.	Conc.
	Condition	Initial	Final	Weight (g)	Initial	Final	Time(hrs.)	Initial	Final	(m <sup>3</sup> /min)	(m <sup>3</sup> )	(µg/m <sup>3</sup> )
2-Jan-25	Sunny	2.6575	2.9111	0.2536	21218.0	21242.0	24.0	1.23	1.23	1.23	1776.4	142.7
8-Jan-25	Sunny	2.8365	3.1214	0.2850	21242.0	21266.0	24.0	1.22	1.22	1.22	1758.1	162.1
14-Jan-25	Fine	2.6873	2.9361	0.2488	21266.0	21290.0	24.0	1.22	1.22	1.22	1756.7	141.6
20-Jan-25	Sunny	2.6906	2.9430	0.2524	21290.0	21314.0	24.0	1.22	1.22	1.22	1755.7	143.8
25-Jan-25	Sunny	2.7043	2.9114	0.2070	21314.0	21338.0	24.0	1.22	1.22	1.22	1759.4	117.7
28-Jan-25	Fine	2.6509	2.8117	0.1608	21338.0	21362.0	24.0	1.23	1.23	1.23	1765.5	91.1
											Min	91.1
											Max	162.1
											Average	133.2



Contract No. ED/2018/04 Trunk Road T2 and Infrastructure Works for Developments at the Former South Apron  Graphical Presentation of 24-hour TSP Monitoring Results	Scale N.T.S	Project No. MA20003	CINOTECH
	Date Jan-25	Appendix F	

### 24-hr TSP Concentration Levels



**Notes:**

- 1) The major activitie(s) being carried out on site during the reporting period is/are presented in Section 1.10
- 2) The weather conditions during the reporting month are presented in Appendix C.
- 3) Other factors which might affect the monitoring results are presented in Section 2.18.

Contract No. ED/2018/04 Trunk Road T2 and Infrastructure Works for Developments at the Former South Apron  Graphical Presentation of 24-hour TSP Monitoring Results	Scale	N.T.S	Project No.	MA20003	CINOTECH
	Date	Jan-25	Appendix	F	