

APPENDIX E - 1-HOUR TSP MONITORING RESULTS  
**Appendix E - 1-hour TSP Monitoring Results**

<b>Location AM1 - Tin Hau Temple</b>			
Date	Time	Weather	Particulate Concentration ( $\mu\text{g}/\text{m}^3$ )
4-Jan-23	12:50	Sunny	72.2
4-Jan-23	13:50	Sunny	70.3
4-Jan-23	14:50	Sunny	62.7
10-Jan-23	13:00	Rainy	22.8
10-Jan-23	14:00	Rainy	28.5
10-Jan-23	15:00	Rainy	24.7
16-Jan-23	16:00	Fine	37.8
16-Jan-23	17:00	Fine	36.0
16-Jan-23	18:00	Fine	36.0
21-Jan-23	13:00	Sunny	30.4
21-Jan-23	14:00	Sunny	36.1
21-Jan-23	15:00	Sunny	28.5
27-Jan-23	15:16	Sunny	77.1
27-Jan-23	16:16	Sunny	75.8
27-Jan-23	17:16	Sunny	79.6
Average			47.9
Maximum			79.6
Minimum			22.8

<b>Location AM2 - Sai Tso Wan Recreation Ground</b>			
Date	Time	Weather	<i>Particulate Concentration ( <math>\mu\text{g}/\text{m}^3</math>)</i>
4-Jan-23	9:00	Sunny	79.8
4-Jan-23	10:00	Sunny	74.1
4-Jan-23	11:00	Sunny	83.6
10-Jan-23	15:30	Rainy	26.0
10-Jan-23	16:30	Rainy	26.0
10-Jan-23	17:30	Rainy	24.0
16-Jan-23	13:00	Fine	34.2
16-Jan-23	14:00	Fine	39.9
16-Jan-23	15:00	Fine	38.0
21-Jan-23	9:17	Cloudy	22.8
21-Jan-23	10:17	Cloudy	28.5
21-Jan-23	11:17	Cloudy	24.7
27-Jan-23	12:30	Sunny	47.5
27-Jan-23	13:30	Sunny	45.6
27-Jan-23	14:30	Sunny	49.4
Average			42.9
Maximum			83.6
Minimum			22.8

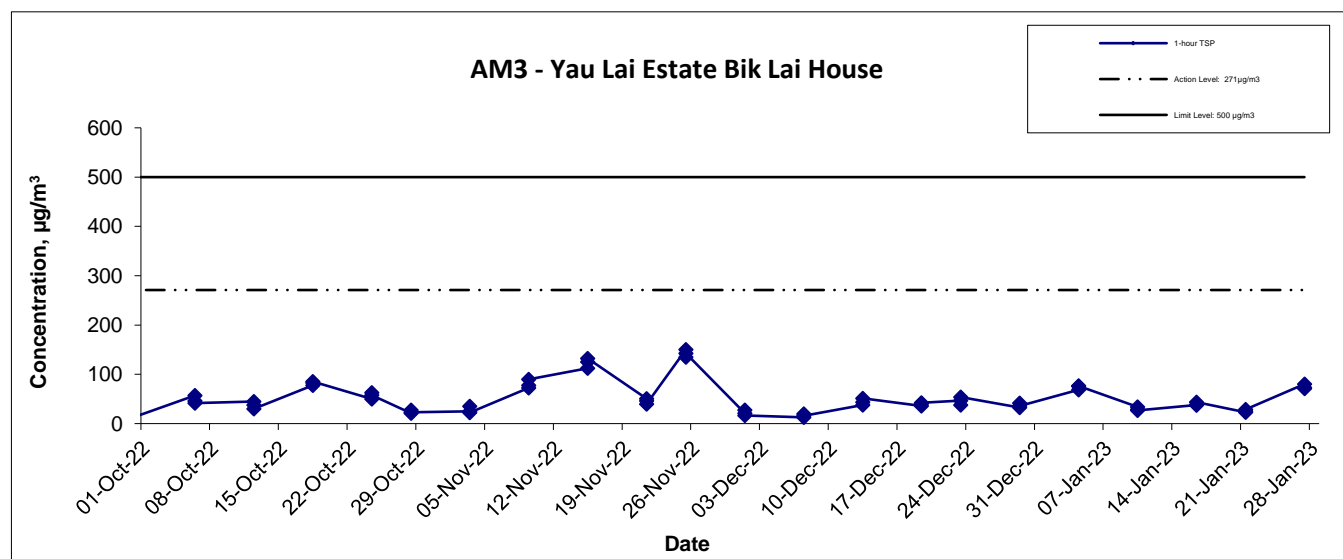
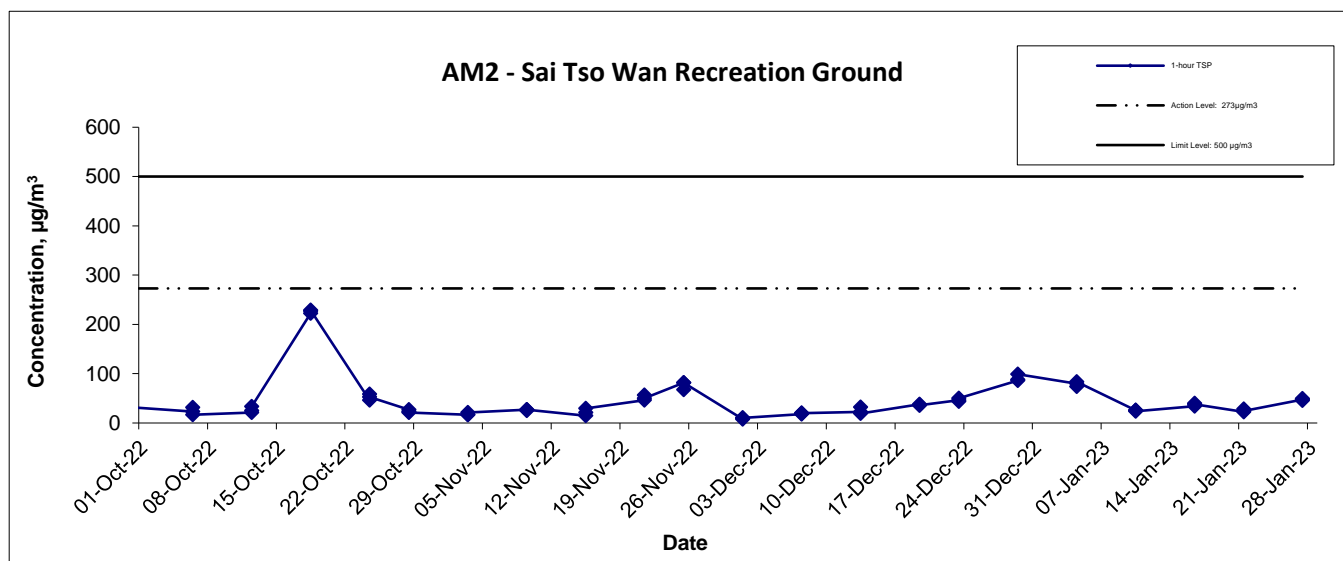
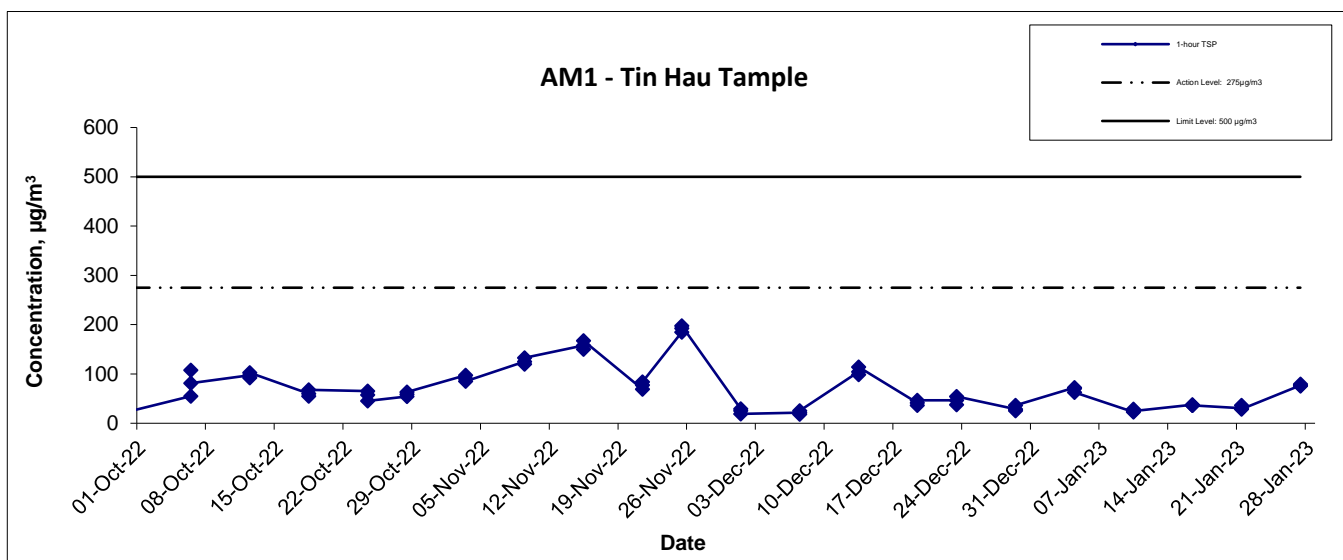
APPENDIX E - 1-HOUR TSP MONITORING RESULTS  
**Appendix E - 1-hour TSP Monitoring Results**

<b>Location AM3 - Yau Lai Estate Bik Lai House</b>			
Date	Time	Weather	<i>Particulate Concentration ( µg/m3)</i>
4-Jan-23	9:10	Sunny	68.4
4-Jan-23	10:10	Sunny	76.0
4-Jan-23	11:10	Sunny	76.0
10-Jan-23	9:00	Rainy	34.2
10-Jan-23	10:00	Rainy	28.5
10-Jan-23	11:00	Rainy	26.6
16-Jan-23	16:00	Fine	38.0
16-Jan-23	17:00	Fine	38.0
16-Jan-23	18:00	Fine	43.7
21-Jan-23	9:20	Cloudy	22.8
21-Jan-23	10:20	Cloudy	24.7
21-Jan-23	11:20	Cloudy	28.5
27-Jan-23	12:44	Sunny	80.3
27-Jan-23	13:44	Sunny	73.3
27-Jan-23	14:44	Sunny	71.3
		Average	48.7
		Maximum	80.3
		Minimum	22.8

<b>Location AM4 - Sitting-out Area at Cha Kwo Ling Village</b>			
Date	Time	Weather	<i>Particulate Concentration ( µg/m3)</i>
4-Jan-23	16:15	Sunny	64.6
4-Jan-23	17:15	Sunny	74.1
4-Jan-23	18:15	Sunny	72.2
10-Jan-23	9:00	Rainy	48.0
10-Jan-23	10:00	Rainy	40.0
10-Jan-23	11:00	Rainy	42.0
16-Jan-23	9:00	Fine	58.9
16-Jan-23	10:00	Fine	53.2
16-Jan-23	11:00	Fine	51.3
21-Jan-23	16:00	Cloudy	30.4
21-Jan-23	17:00	Cloudy	38.0
21-Jan-23	18:00	Cloudy	32.3
27-Jan-23	14:12	Sunny	73.2
27-Jan-23	15:12	Sunny	75.7
27-Jan-23	16:12	Sunny	74.2
		Average	55.2
		Maximum	75.7
		Minimum	30.4

# APPENDIX E - 1-HOUR TSP MONITORING RESULTS

## 1-hr TSP Concentration Levels



Contract No. ED/2018/04  
Trunk Road T2 and Infrastructure Works for Developments at the Former South Apron

Graphical Presentation of 1-hour TSP Monitoring Results  
MA20003\_App-E\_1hr\_TSP

E3

Scale  
N.T.S

Date  
Jan-23

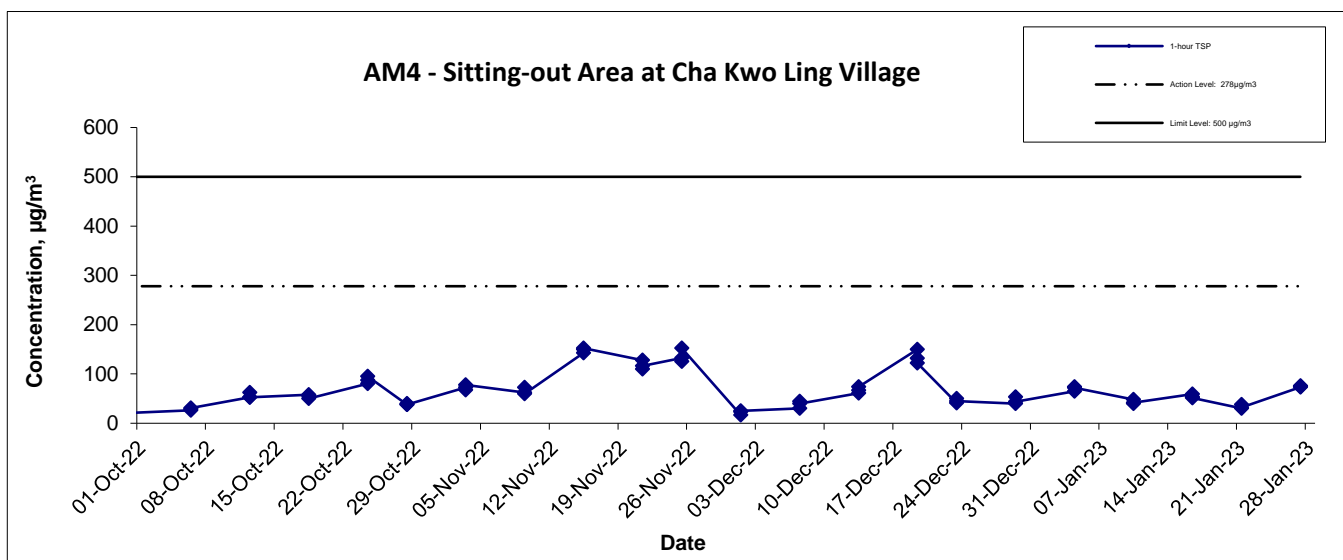
Project  
No. MA20003

Appendix  
E



# APPENDIX E - 1-HOUR TSP MONITORING RESULTS

## 1-hr TSP Concentration Levels



**Notes:**

1. The major activitie(s) being carried out on site during the reporting period is/are presented in Section 1.10
2. The weather conditions during the reporting month are presented in Appendix C.
3. Other factors which might affect the monitoring results are presented in Section 2.18.

Contract No. ED/2018/04 Trunk Road T2 and Infrastructure Works for Developments at the Former South Apron  Graphical Presentation of 1-hour TSP Monitoring Results MA20003_App-E_1hr_TSP	Scale N.T.S	Project No. MA20003	Cinotech
	Date Jan-23	Appendix E	