

## Appendix F - 24-hour TSP Impact Monitoring Results

### Location CKL1 - Flat 121 Cha Kwo Ling Village

| Start Date | Weather Condition | Air Temp. (K) | Atmospheric Pressure, Pa (mmHg) | Filter Weight (g) |        | Particulate weight (g) | Elapse Time |        | Sampling Time (hrs.) | Flow Rate (m <sup>3</sup> /min.) |       | Av. Flow (m <sup>3</sup> /min) | Total vol. (m <sup>3</sup> ) | Conc. (µg/m <sup>3</sup> ) | Action Level (µg/m <sup>3</sup> ) | Limit Level (µg/m <sup>3</sup> ) |
|------------|-------------------|---------------|---------------------------------|-------------------|--------|------------------------|-------------|--------|----------------------|----------------------------------|-------|--------------------------------|------------------------------|----------------------------|-----------------------------------|----------------------------------|
|            |                   |               |                                 | Initial           | Final  |                        | Initial     | Final  |                      | Initial                          | Final |                                |                              |                            |                                   |                                  |
| 6-Dec-22   | Fine              | 290.9         | 765.5                           | 3.6808            | 3.8093 | 0.1284                 | 5258.5      | 5282.5 | 24.0                 | 1.22                             | 1.22  | 1.22                           | 1760.9                       | 72.9                       | 191.0                             | 260.0                            |
| 12-Dec-22  | Rainy             | 288.4         | 765.1                           | 3.6763            | 3.8067 | 0.1305                 | 5306.5      | 5330.5 | 24.0                 | 1.22                             | 1.23  | 1.23                           | 1766.2                       | 73.9                       |                                   |                                  |
| 17-Dec-22  | Rainy             | 285.5         | 770.1                           | 3.6891            | 3.7168 | 0.0278                 | 5330.5      | 5354.5 | 24.0                 | 1.23                             | 1.24  | 1.23                           | 1777.9                       | 15.6                       |                                   |                                  |
| 22-Dec-22  | Sunny             | 290.2         | 764.3                           | 3.3343            | 3.5032 | 0.1690                 | 5354.5      | 5378.5 | 24.0                 | 1.22                             | 1.22  | 1.22                           | 1760.9                       | 96.0                       |                                   |                                  |
| 28-Dec-22  | Sunny             | 290.3         | 768.6                           | 3.3690            | 3.5796 | 0.2106                 | 5378.6      | 5402.6 | 24.0                 | 1.22                             | 1.23  | 1.23                           | 1764.6                       | 119.3                      |                                   |                                  |
|            |                   |               |                                 |                   |        |                        |             |        |                      |                                  |       |                                | Min                          | 15.6                       |                                   |                                  |
|            |                   |               |                                 |                   |        |                        |             |        |                      |                                  |       |                                | Max                          | 119.3                      |                                   |                                  |
|            |                   |               |                                 |                   |        |                        |             |        |                      |                                  |       |                                | Average                      | 75.5                       |                                   |                                  |

Note: ***Bold Italic*** means Action Level exceedance  
***Bold Italic with underline*** means Limit Level exceedance

### Location CKL2 - Flat 103 Cha Kwo Ling Village

| Start Date | Weather Condition | Air Temp. (K) | Atmospheric Pressure, Pa (mmHg) | Filter Weight (g) |        | Particulate weight (g) | Elapse Time |         | Sampling Time (hrs.) | Flow Rate (m <sup>3</sup> /min.) |       | Av. Flow (m <sup>3</sup> /min) | Total vol. (m <sup>3</sup> ) | Conc. (µg/m <sup>3</sup> ) | Action Level (µg/m <sup>3</sup> ) | Limit Level (µg/m <sup>3</sup> ) |
|------------|-------------------|---------------|---------------------------------|-------------------|--------|------------------------|-------------|---------|----------------------|----------------------------------|-------|--------------------------------|------------------------------|----------------------------|-----------------------------------|----------------------------------|
|            |                   |               |                                 | Initial           | Final  |                        | Initial     | Final   |                      | Initial                          | Final |                                |                              |                            |                                   |                                  |
| 6-Dec-22   | Fine              | 290.9         | 765.5                           | 3.3599            | 3.5279 | 0.1680                 | 17431.1     | 17455.1 | 24.0                 | 1.23                             | 1.22  | 1.23                           | 1765.1                       | 95.2                       | 183.0                             | 260.0                            |
| 12-Dec-22  | Sunny             | 288.4         | 765.1                           | 3.3532            | 3.6011 | 0.2479                 | 17455.1     | 17479.1 | 24.0                 | 1.23                             | 1.23  | 1.23                           | 1770.6                       | 140.0                      |                                   |                                  |
| 17-Dec-22  | Cloudy            | 285.5         | 770.1                           | 3.3415            | 3.5712 | 0.2297                 | 17479.1     | 17503.1 | 24.0                 | 1.24                             | 1.24  | 1.24                           | 1783.0                       | 128.8                      |                                   |                                  |
| 22-Dec-22  | Sunny             | 290.2         | 764.3                           | 3.3340            | 3.5814 | 0.2474                 | 17503.2     | 17527.2 | 24.0                 | 1.23                             | 1.23  | 1.23                           | 1765.1                       | 140.2                      |                                   |                                  |
| 28-Dec-22  | Sunny             | 290.3         | 768.6                           | 3.3786            | 3.6711 | 0.2925                 | 17527.2     | 17551.2 | 24.0                 | 1.23                             | 1.23  | 1.23                           | 1769.0                       | 165.3                      |                                   |                                  |
|            |                   |               |                                 |                   |        |                        |             |         |                      |                                  |       |                                | Min                          | 95.2                       |                                   |                                  |
|            |                   |               |                                 |                   |        |                        |             |         |                      |                                  |       |                                | Max                          | 165.3                      |                                   |                                  |
|            |                   |               |                                 |                   |        |                        |             |         |                      |                                  |       |                                | Average                      | 133.9                      |                                   |                                  |

Note: ***Bold Italic*** means Action Level exceedance  
***Bold Italic with underline*** means Limit Level exceedance

### Location KTD1 - Centre of Excellence in Paediatrics (Children's Hospital)

| Start Date | Weather Condition | Air Temp. (K) | Atmospheric Pressure, Pa (mmHg) | Filter Weight (g) |        | Particulate weight (g) | Elapse Time |         | Sampling Time (hrs.) | Flow Rate (m <sup>3</sup> /min.) |       | Av. Flow (m <sup>3</sup> /min) | Total vol. (m <sup>3</sup> ) | Conc. (µg/m <sup>3</sup> ) | Action Level (µg/m <sup>3</sup> ) | Limit Level (µg/m <sup>3</sup> ) |
|------------|-------------------|---------------|---------------------------------|-------------------|--------|------------------------|-------------|---------|----------------------|----------------------------------|-------|--------------------------------|------------------------------|----------------------------|-----------------------------------|----------------------------------|
|            |                   |               |                                 | Initial           | Final  |                        | Initial     | Final   |                      | Initial                          | Final |                                |                              |                            |                                   |                                  |
| 6-Dec-22   | Fine              | 290.9         | 765.5                           | 3.7118            | 3.7839 | 0.0721                 | 16715.1     | 16739.1 | 24.0                 | 1.23                             | 1.23  | 1.23                           | 1776.0                       | 40.6                       | 177.0                             | 260.0                            |
| 12-Dec-22  | Fine              | 288.4         | 765.1                           | 3.6972            | 3.7488 | 0.0516                 | 16739.1     | 16763.1 | 24.0                 | 1.24                             | 1.24  | 1.24                           | 1782.0                       | 29.0                       |                                   |                                  |
| 17-Dec-22  | Sunny             | 285.5         | 770.1                           | 3.4022            | 3.5044 | 0.1022                 | 16763.1     | 16787.1 | 24.0                 | 1.24                             | 1.25  | 1.25                           | 1795.1                       | 56.9                       |                                   |                                  |
| 22-Dec-22  | Sunny             | 290.2         | 764.3                           | 3.3741            | 3.3967 | 0.0226                 | 16787.1     | 16811.1 | 24.0                 | 1.23                             | 1.23  | 1.23                           | 1776.1                       | 12.7                       |                                   |                                  |
| 28-Dec-22  | Sunny             | 290.3         | 768.6                           | 3.3652            | 3.4437 | 0.0785                 | 16811.1     | 16835.1 | 24.0                 | 1.24                             | 1.24  | 1.24                           | 1779.5                       | 44.1                       |                                   |                                  |
|            |                   |               |                                 |                   |        |                        |             |         |                      |                                  |       |                                | Min                          | 12.7                       |                                   |                                  |
|            |                   |               |                                 |                   |        |                        |             |         |                      |                                  |       |                                | Max                          | 56.9                       |                                   |                                  |
|            |                   |               |                                 |                   |        |                        |             |         |                      |                                  |       |                                | Average                      | 36.7                       |                                   |                                  |

Note: ***Bold Italic*** means Action Level exceedance  
***Bold Italic with underline*** means Limit Level exceedance

### Location KER1 - Future Residential Development at Kerry Godown

| Start Date | Weather Condition | Air Temp. (K) | Atmospheric Pressure, Pa (mmHg) | Filter Weight (g) |        | Particulate weight (g) | Elapse Time |         | Sampling Time (hrs.) | Flow Rate (m <sup>3</sup> /min.) |       | Av. Flow (m <sup>3</sup> /min) | Total vol. (m <sup>3</sup> ) | Conc. (µg/m <sup>3</sup> ) | Action Level (µg/m <sup>3</sup> ) | Limit Level (µg/m <sup>3</sup> ) |
|------------|-------------------|---------------|---------------------------------|-------------------|--------|------------------------|-------------|---------|----------------------|----------------------------------|-------|--------------------------------|------------------------------|----------------------------|-----------------------------------|----------------------------------|
|            |                   |               |                                 | Initial           | Final  |                        | Initial     | Final   |                      | Initial                          | Final |                                |                              |                            |                                   |                                  |
| 6-Dec-22   | Fine              | 290.9         | 765.5                           | 3.7073            | 3.9057 | 0.1983                 | 14495.8     | 14519.8 | 24.0                 | 1.23                             | 1.23  | 1.23                           | 1773.4                       | 111.8                      | 172.0                             | 260.0                            |
| 12-Dec-22  | Fine              | 288.4         | 765.1                           | 3.6673            | 3.8696 | 0.2024                 | 14519.8     | 14543.8 | 24.0                 | 1.23                             | 1.24  | 1.24                           | 1779.0                       | 113.7                      |                                   |                                  |
| 17-Dec-22  | Sunny             | 285.5         | 770.1                           | 3.3585            | 3.5237 | 0.1651                 | 14543.8     | 14567.8 | 24.0                 | 1.24                             | 1.25  | 1.24                           | 1791.6                       | 92.2                       |                                   |                                  |
| 22-Dec-22  | Sunny             | 290.2         | 764.3                           | 3.3642            | 3.5460 | 0.1819                 | 14567.8     | 14591.8 | 24.0                 | 1.23                             | 1.23  | 1.23                           | 1773.4                       | 102.5                      |                                   |                                  |
| 28-Dec-22  | Sunny             | 290.3         | 768.6                           | 3.3573            | 3.6163 | 0.2590                 | 14591.8     | 14615.8 | 24.0                 | 1.23                             | 1.24  | 1.23                           | 1777.4                       | 145.7                      |                                   |                                  |
|            |                   |               |                                 |                   |        |                        |             |         |                      |                                  |       |                                | Min                          | 92.2                       |                                   |                                  |
|            |                   |               |                                 |                   |        |                        |             |         |                      |                                  |       |                                | Max                          | 145.7                      |                                   |                                  |
|            |                   |               |                                 |                   |        |                        |             |         |                      |                                  |       |                                | Average                      | 113.2                      |                                   |                                  |

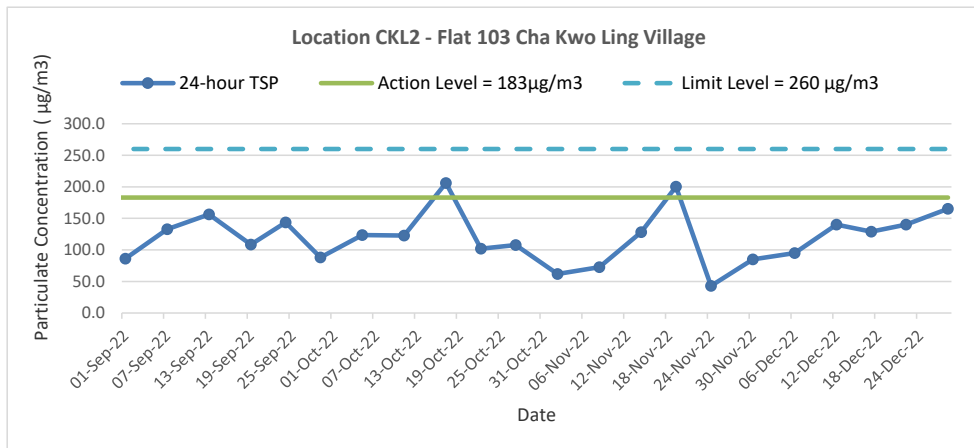
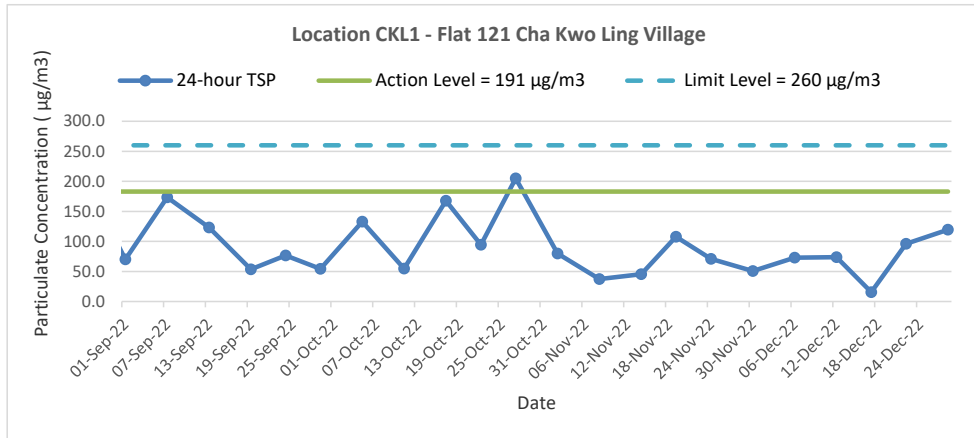
Note: ***Bold Italic*** means Action Level exceedance  
***Bold Italic with underline*** means Limit Level exceedance

### Location KTD2d - Next to the SOR Office of Trunk Road T2 in Kai Tak Area

| Start Date | Weather Condition | Air Temp. (K) | Atmospheric Pressure, Pa (mmHg) | Filter Weight (g) |        | Particulate weight (g) | Elapse Time |         | Sampling Time (hrs.) | Flow Rate (m <sup>3</sup> /min.) |       | Av. Flow (m <sup>3</sup> /min) | Total vol. (m <sup>3</sup> ) | Conc. (µg/m <sup>3</sup> ) | Action Level (µg/m <sup>3</sup> ) | Limit Level (µg/m <sup>3</sup> ) |
|------------|-------------------|---------------|---------------------------------|-------------------|--------|------------------------|-------------|---------|----------------------|----------------------------------|-------|--------------------------------|------------------------------|----------------------------|-----------------------------------|----------------------------------|
|            |                   |               |                                 | Initial           | Final  |                        | Initial     | Final   |                      | Initial                          | Final |                                |                              |                            |                                   |                                  |
| 6-Dec-22   | Fine              | 290.9         | 765.5                           | 3.6933            | 3.8984 | 0.2051                 | 15137.2     | 15161.2 | 24.0                 | 1.23                             | 1.23  | 1.23                           | 1774.5                       | 115.6                      | 157.0                             | 260.0                            |
| 12-Dec-22  | Fine              | 288.4         | 765.1                           | 3.6825            | 3.9525 | 0.2700                 | 15161.2     | 15185.2 | 24.0                 | 1.23                             | 1.24  | 1.24                           | 1780.3                       | 151.6                      |                                   |                                  |
| 17-Dec-22  | Sunny             | 285.5         | 770.1                           | 3.3728            | 3.7384 | 0.3656                 | 15185.2     | 15209.2 | 24.0                 | 1.24                             | 1.25  | 1.25                           | 1793.2                       | 203.9                      |                                   |                                  |
| 22-Dec-22  | Sunny             | 290.2         | 764.3                           | 3.3653            | 3.4882 | 0.1229                 | 15209.2     | 15233.2 | 24.0                 | 1.23                             | 1.23  | 1.23                           | 1774.6                       | 69.2                       |                                   |                                  |
| 28-Dec-22  | Sunny             | 290.3         | 768.6                           | 3.3747            | 3.6019 | 0.2272                 | 15233.2     | 15257.2 | 24.0                 | 1.23                             | 1.24  | 1.24                           | 1778.6                       | 127.7                      |                                   |                                  |
|            |                   |               |                                 |                   |        |                        |             |         |                      |                                  |       |                                | Min                          | 69.2                       |                                   |                                  |
|            |                   |               |                                 |                   |        |                        |             |         |                      |                                  |       |                                | Max                          | 203.9                      |                                   |                                  |
|            |                   |               |                                 |                   |        |                        |             |         |                      |                                  |       |                                | Average                      | 133.6                      |                                   |                                  |

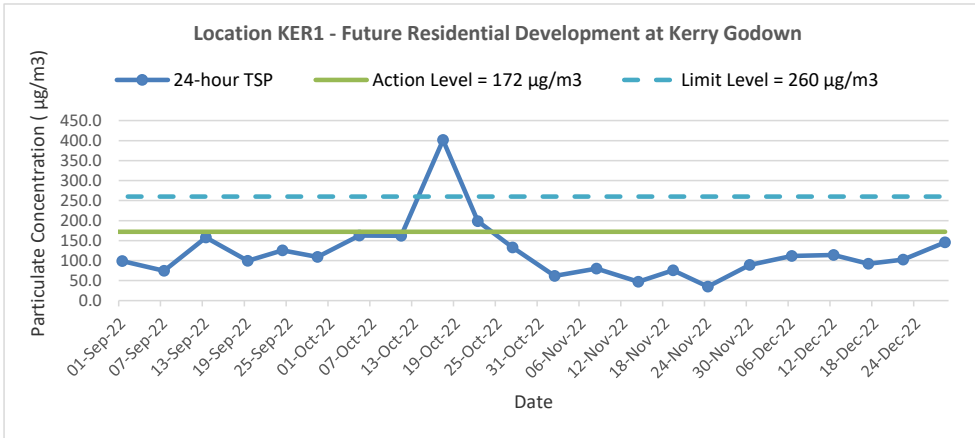
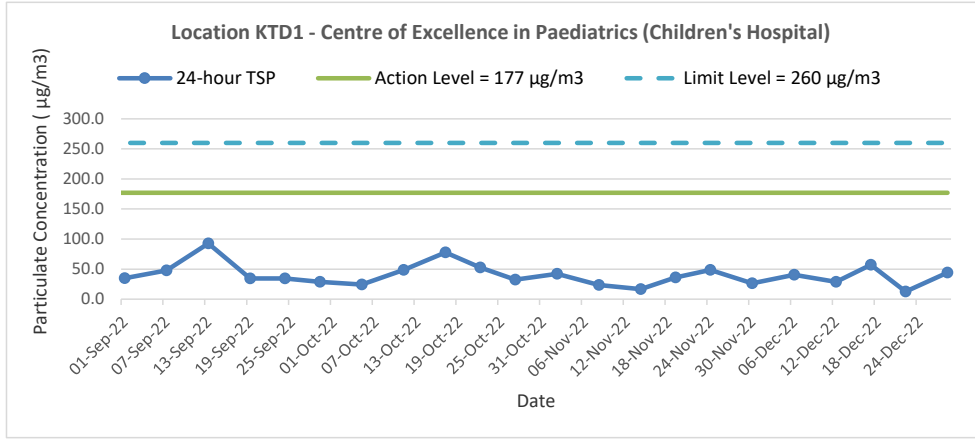
Note: ***Bold Italic*** means Action Level exceedance  
***Bold Italic with underline*** means Limit Level exceedance

### 24-hr TSP Concentration Levels



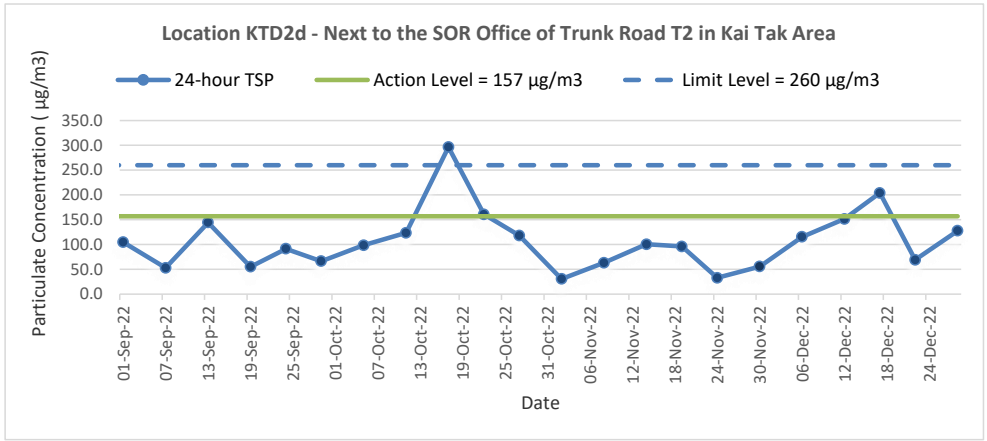
|       |   |      |        |             |         |          |
|-------|---|------|--------|-------------|---------|----------|
| Title | Trunk Road T2 and Infrastructure Works for Developments at the Former South Apron | Date | Dec-22 | Project No. | MA20003 | CINOTECH |
|       | Graphical Presentation of 24-hour TSP Monitoring Results                          |      |        | Appendix    | F       |          |

### 24-hr TSP Concentration Levels



|       |   |      |        |             |         |          |
|-------|---|------|--------|-------------|---------|----------|
| Title | Trunk Road T2 and Infrastructure Works for Developments at the Former South Apron | Date | Dec-22 | Project No. | MA20003 | CINOTECH |
|       | Graphical Presentation of 24-hour TSP Monitoring Results                          |      |        | Appendix    | F       |          |

### 24-hr TSP Concentration Levels



|       |   |      |        |             |         |          |
|-------|---|------|--------|-------------|---------|----------|
| Title | Trunk Road T2 and Infrastructure Works for Developments at the Former South Apron | Date | Dec-22 | Project No. | MA20003 | CINOTECH |
|       | Graphical Presentation of 24-hour TSP Monitoring Results                          |      |        | Appendix    | F       |          |