

## Appendix H - Noise Monitoring Results

(0700-1900 hrs on Normal Weekdays)

Location CKL1 - Flat 121 Cha Kwo Ling Village							
Date	Time	Weather	Unit: dB (A) (30-min)				
			Measured Noise Level			Baseline Level	Construction Noise Level
			L <sub>eq</sub>	L <sub>10</sub>	L <sub>90</sub>	L <sub>eq</sub>	L <sub>eq</sub>
4-Oct-24	10:55	Sunny	75.0	79.0	63.1	72.4	72
9-Oct-24	10:30	Cloudy	72.9	76.3	65.7	72.4	63
15-Oct-24	11:27	Sunny	76.1	79.7	64.1	72.4	74
21-Oct-24	10:37	Sunny	75.8	79.4	64.8	72.4	73

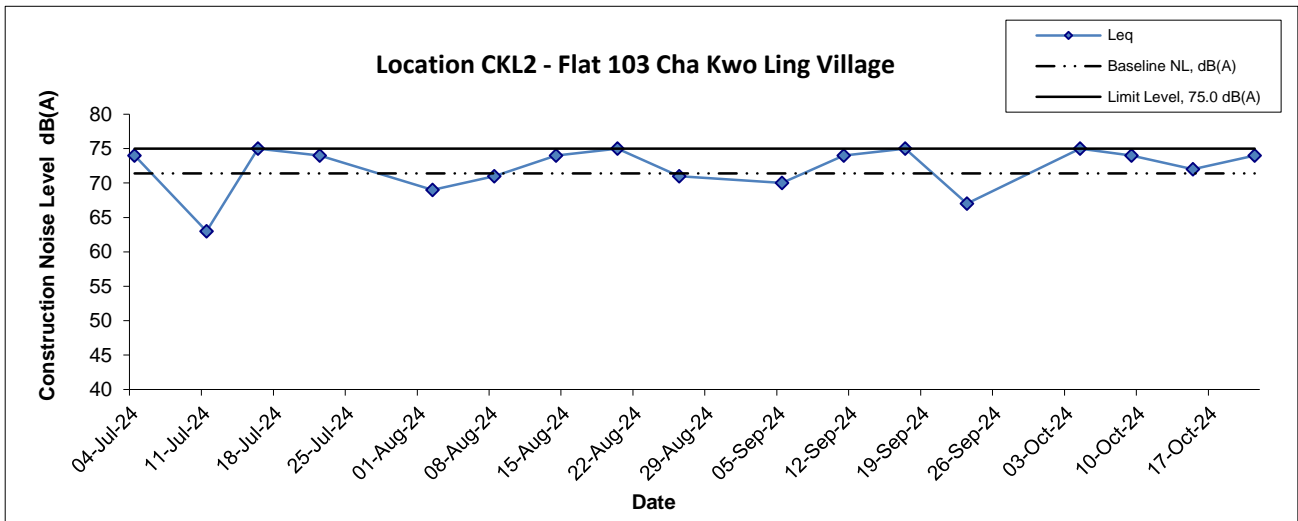
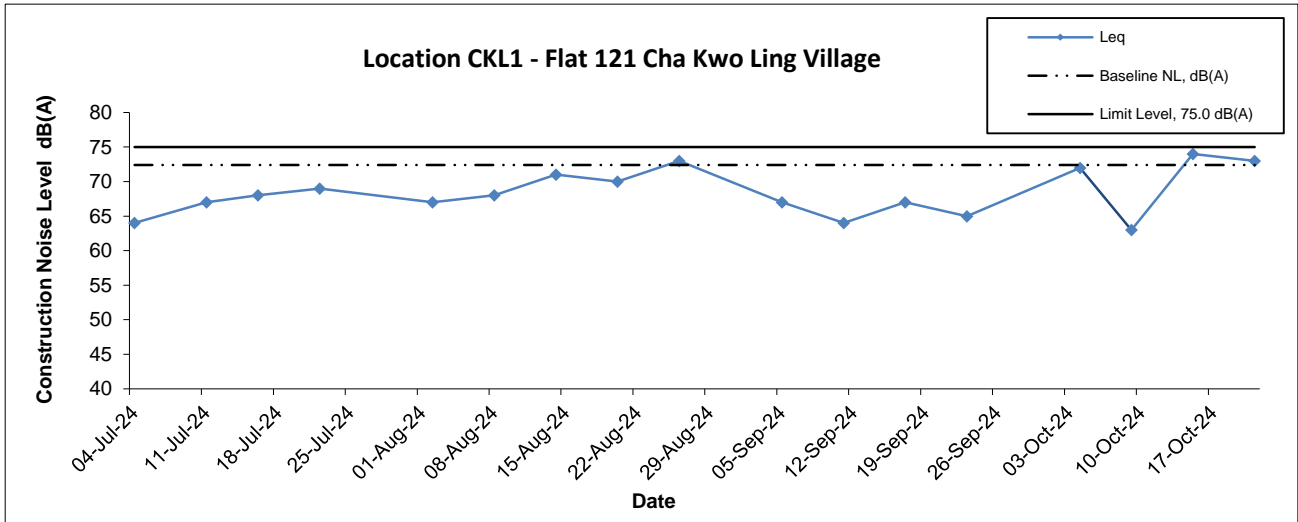
Location CKL2 - Flat 103 Cha Kwo Ling Village							
Date	Time	Weather	Unit: dB (A) (30-min)				
			Measured Noise Level			Baseline Level	Construction Noise Level
			L <sub>eq</sub>	L <sub>10</sub>	L <sub>90</sub>	L <sub>eq</sub>	L <sub>eq</sub>
4-Oct-24	11:27	Sunny	76.4	80.2	59.7	71.4	75
9-Oct-24	10:04	Cloudy	76.2	80.0	65.6	71.4	74
15-Oct-24	10:56	Sunny	74.6	78.3	62.6	71.4	72
21-Oct-24	11:08	Sunny	75.6	79.4	62.4	71.4	74

Location KTD1 - Centre of Excellence in Paediatrics (Rooftop of Children's Hospital)							
Date	Time	Weather	Unit: dB (A) (30-min)				
			Measured Noise Level			Baseline Level	Construction Noise Level
			L <sub>eq</sub>	L <sub>10</sub>	L <sub>90</sub>	L <sub>eq</sub>	L <sub>eq</sub>
4-Oct-24	15:50	Sunny	71.7	72.0	71.5	78.0	71.7 Measured ≤ Baseline
9-Oct-24	16:25	Cloudy	69.6	70.6	68.2	78.0	69.6 Measured ≤ Baseline
15-Oct-24	13:44	Sunny	70.3	71.6	68.8	78.0	70.3 Measured ≤ Baseline
21-Oct-24	13:34	Sunny	71.8	73.1	70.1	78.0	71.8 Measured ≤ Baseline

Location KER1 - Future Residential Development at Kerry Godown							
Date	Time	Weather	Unit: dB (A) (30-min)				
			Measured Noise Level			Baseline Level	Construction Noise Level
			L <sub>eq</sub>	L <sub>10</sub>	L <sub>90</sub>	L <sub>eq</sub>	L <sub>eq</sub>
4-Oct-24	15:50	Sunny	68.0	70.2	64.2	65.0	65
9-Oct-24	15:39	Cloudy	74.0	76.9	67.9	65.0	73
15-Oct-24	12:56	Sunny	72.3	74.3	66.4	65.0	71
21-Oct-24	12:48	Sunny	74.7	76.9	70.9	65.0	74

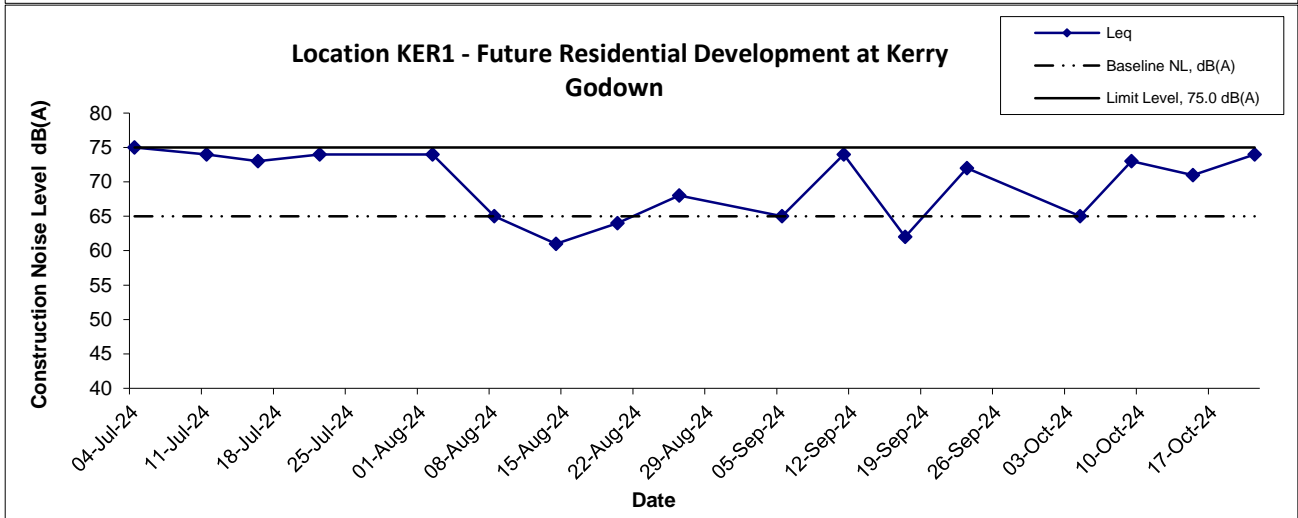
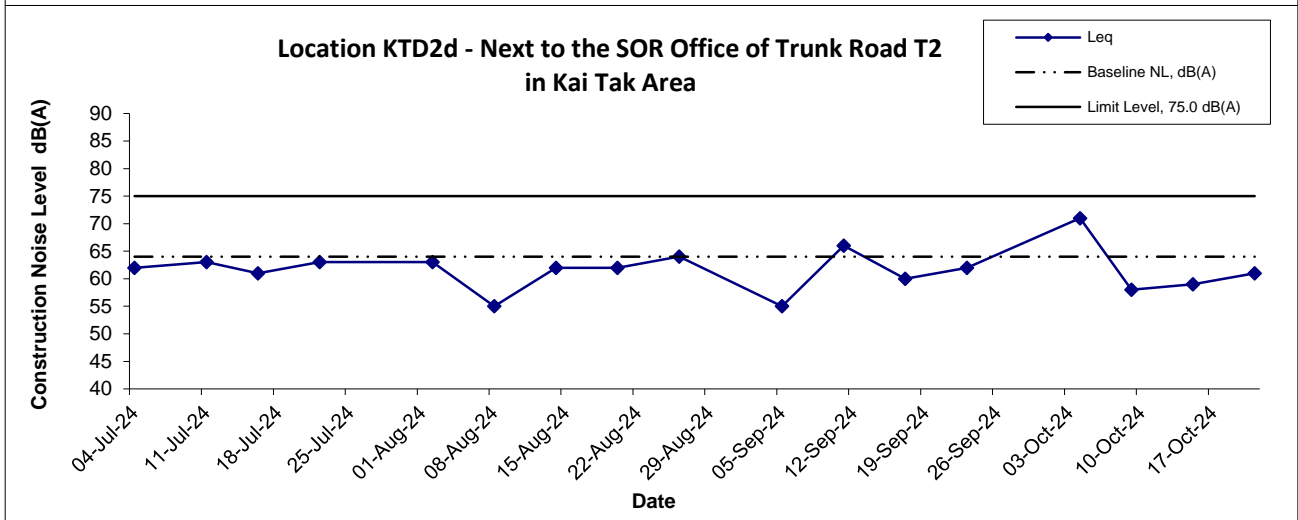
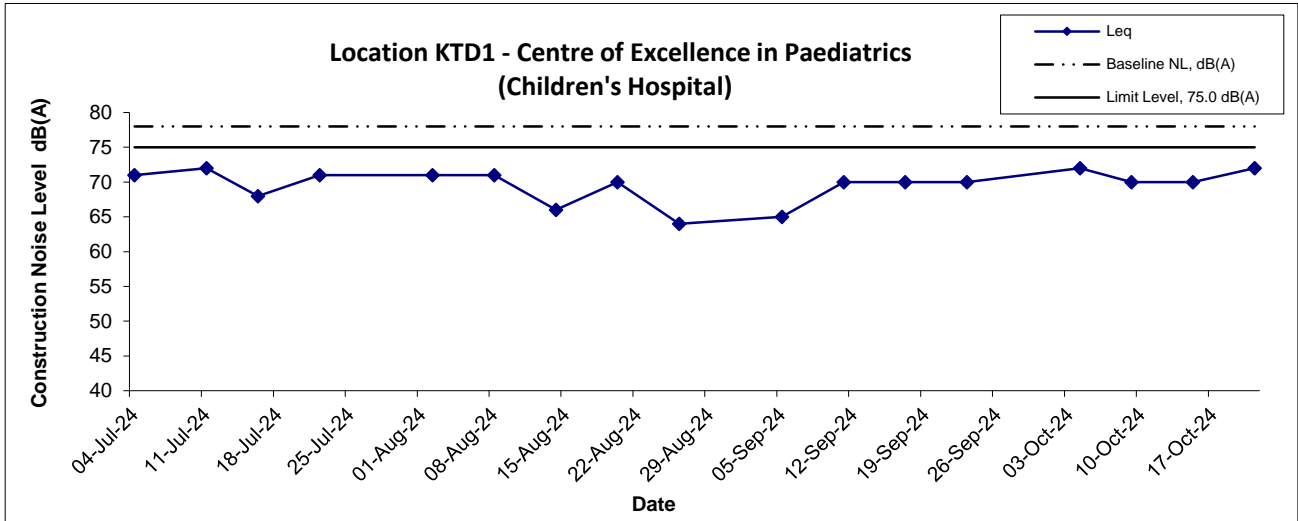
Location KTD2d - Next to the SOR Office of Trunk Road T2 in Kai Tak Area							
Date	Time	Weather	Unit: dB (A) (30-min)				
			Measured Noise Level			Baseline Level	Construction Noise Level
			L <sub>eq</sub>	L <sub>10</sub>	L <sub>90</sub>	L <sub>eq</sub>	L <sub>eq</sub>
4-Oct-24	16:37	Sunny	71.9	76.2	58.2	64.0	71
9-Oct-24	17:30	Cloudy	57.7	60.1	50.0	64.0	58 Measured ≤ Baseline
15-Oct-24	14:44	Sunny	59.1	60.5	57.2	64.0	59 Measured ≤ Baseline
21-Oct-24	14:25	Sunny	65.7	69.8	58.1	64.0	61

## Noise Levels



Title Kai Tak Development – Trunk Road T2 and Infrastructure Works at the Former South Apron  Graphical Presentation of Construction Noise Monitoring Results	Date	Project	CINOTECH
	Oct 24	No. MA20003	
		Appendix H	

## Noise Levels



Title Kai Tak Development – Trunk Road T2 and Infrastructure Works at the Former South Apron  Graphical Presentation of Construction Noise Monitoring Results	Date	Project	CINOTECH
	Oct 24	No. MA20003	
Appendix	H		