

## Appendix F - 24-hour TSP Impact Monitoring Results

### Location CKL1 - Flat 121 Cha Kwo Ling Village

| Start Date | Weather Condition | Air Temp. (K) | Atmospheric Pressure, Pa (mmHg) | Filter Weight (g) |        | Particulate weight (g) | Elapse Time |         | Sampling Time (hrs.) | Flow Rate (m <sup>3</sup> /min.) |       | Av. Flow (m <sup>3</sup> /min) | Total vol. (m <sup>3</sup> ) | Conc. (µg/m <sup>3</sup> ) | Action Level (µg/m3) | Limit Level (µg/m3) |
|------------|-------------------|---------------|---------------------------------|-------------------|--------|------------------------|-------------|---------|----------------------|----------------------------------|-------|--------------------------------|------------------------------|----------------------------|----------------------|---------------------|
|            |                   |               |                                 | Initial           | Final  |                        | Initial     | Final   |                      | Initial                          | Final |                                |                              |                            |                      |                     |
| 4-Sep-24   | Cloudy            | 303.1         | 751.7                           | 3.3578            | 3.4566 | 0.0989                 | 14110.8     | 14134.8 | 24.0                 | 1.21                             | 1.21  | 1.21                           | 1745.3                       | 56.7                       | 191.0                | 260.0               |
| 10-Sep-24  | Sunny             | 302.9         | 756.8                           | 3.3340            | 3.4723 | 0.1384                 | 14134.8     | 14158.8 | 24.0                 | 1.22                             | 1.22  | 1.22                           | 1756.9                       | 78.8                       |                      |                     |
| 16-Sep-24  | Fine              | 302.7         | 754.0                           | 3.3372            | 3.4433 | 0.1061                 | 14158.8     | 14182.8 | 24.0                 | 1.22                             | 1.22  | 1.22                           | 1755.0                       | 60.5                       |                      |                     |
| 21-Sep-24  | Cloudy            | 300.4         | 754.5                           | 3.3592            | 3.4228 | 0.0636                 | 14182.8     | 14206.8 | 24.0                 | 1.22                             | 1.22  | 1.22                           | 1760.5                       | 36.1                       |                      |                     |
| 27-Sep-24  | Fine              | 302.5         | 758.2                           | 3.3655            | 3.5320 | 0.1664                 | 14206.8     | 14230.8 | 24.0                 | 1.22                             | 1.22  | 1.22                           | 1759.1                       | 94.6                       |                      |                     |
|            |                   |               |                                 |                   |        |                        |             |         |                      |                                  |       |                                | Min                          | 36.1                       |                      |                     |
|            |                   |               |                                 |                   |        |                        |             |         |                      |                                  |       |                                | Max                          | 94.6                       |                      |                     |
|            |                   |               |                                 |                   |        |                        |             |         |                      |                                  |       |                                | Average                      | 65.3                       |                      |                     |

Note: ***Bold Italic*** means Action Level exceedance  
***Bold Italic with underline*** means Limit Level exceedance

### Location CKL2 - Flat 103 Cha Kwo Ling Village

| Start Date | Weather Condition | Air Temp. (K) | Atmospheric Pressure, Pa (mmHg) | Filter Weight (g) |        | Particulate weight (g) | Elapse Time |         | Sampling Time (hrs.) | Flow Rate (m <sup>3</sup> /min.) |       | Av. Flow (m <sup>3</sup> /min) | Total vol. (m <sup>3</sup> ) | Conc. (µg/m <sup>3</sup> ) | Action Level (µg/m3) | Limit Level (µg/m3) |
|------------|-------------------|---------------|---------------------------------|-------------------|--------|------------------------|-------------|---------|----------------------|----------------------------------|-------|--------------------------------|------------------------------|----------------------------|----------------------|---------------------|
|            |                   |               |                                 | Initial           | Final  |                        | Initial     | Final   |                      | Initial                          | Final |                                |                              |                            |                      |                     |
| 4-Sep-24   | Sunny             | 303.1         | 751.7                           | 3.3516            | 3.5336 | 0.1820                 | 20711.8     | 20735.8 | 24.0                 | 1.21                             | 1.21  | 1.21                           | 1746.1                       | 104.2                      | 183.0                | 260.0               |
| 10-Sep-24  | Sunny             | 302.9         | 756.8                           | 3.3444            | 3.5023 | 0.1579                 | 20735.8     | 20759.8 | 24.0                 | 1.22                             | 1.22  | 1.22                           | 1757.1                       | 89.9                       |                      |                     |
| 16-Sep-24  | Fine              | 302.7         | 754.0                           | 3.3391            | 3.4924 | 0.1533                 | 20759.8     | 20783.8 | 24.0                 | 1.22                             | 1.22  | 1.22                           | 1755.1                       | 87.4                       |                      |                     |
| 21-Sep-24  | Cloudy            | 300.4         | 754.5                           | 3.3433            | 3.5792 | 0.2359                 | 20783.8     | 20807.8 | 24.0                 | 1.22                             | 1.22  | 1.22                           | 1760.8                       | 134.0                      |                      |                     |
| 27-Sep-24  | Fine              | 302.5         | 758.2                           | 3.3562            | 3.6379 | 0.2816                 | 20807.8     | 20831.8 | 24.0                 | 1.22                             | 1.22  | 1.22                           | 1759.4                       | 160.1                      |                      |                     |
|            |                   |               |                                 |                   |        |                        |             |         |                      |                                  |       |                                | Min                          | 87.4                       |                      |                     |
|            |                   |               |                                 |                   |        |                        |             |         |                      |                                  |       |                                | Max                          | 160.1                      |                      |                     |
|            |                   |               |                                 |                   |        |                        |             |         |                      |                                  |       |                                | Average                      | 115.1                      |                      |                     |

Note: ***Bold Italic*** means Action Level exceedance  
***Bold Italic with underline*** means Limit Level exceedance

### Location KTD1 - Centre of Excellence in Paediatrics (Children's Hospital)

| Start Date | Weather Condition | Air Temp. (K) | Atmospheric Pressure, Pa (mmHg) | Filter Weight (g) |        | Particulate weight (g) | Elapse Time |         | Sampling Time (hrs.) | Flow Rate (m <sup>3</sup> /min.) |       | Av. Flow (m <sup>3</sup> /min) | Total vol. (m <sup>3</sup> ) | Conc. (µg/m <sup>3</sup> ) | Action Level (µg/m3) | Limit Level (µg/m3) |
|------------|-------------------|---------------|---------------------------------|-------------------|--------|------------------------|-------------|---------|----------------------|----------------------------------|-------|--------------------------------|------------------------------|----------------------------|----------------------|---------------------|
|            |                   |               |                                 | Initial           | Final  |                        | Initial     | Final   |                      | Initial                          | Final |                                |                              |                            |                      |                     |
| 4-Sep-24   | Cloudy            | 303.1         | 751.7                           | 3.3901            | 3.4560 | 0.0660                 | 19556.0     | 19580.0 | 24.0                 | 1.22                             | 1.21  | 1.21                           | 1748.0                       | 37.7                       | 177.0                | 260.0               |
| 10-Sep-24  | Sunny             | 302.9         | 756.8                           | 3.3796            | 3.4279 | 0.0482                 | 19580.0     | 19604.0 | 24.0                 | 1.22                             | 1.22  | 1.22                           | 1753.4                       | 27.5                       |                      |                     |
| 16-Sep-24  | Fine              | 302.7         | 754.0                           | 3.3382            | 3.3434 | 0.0052                 | 19604.0     | 19628.0 | 24.0                 | 1.22                             | 1.21  | 1.21                           | 1749.1                       | 3.0                        |                      |                     |
| 21-Sep-24  | Sunny             | 300.4         | 754.5                           | 3.3232            | 3.3560 | 0.0328                 | 19605.8     | 19629.8 | 24.0                 | 1.22                             | 1.22  | 1.22                           | 1754.9                       | 18.7                       |                      |                     |
| 27-Sep-24  | Fine              | 302.5         | 758.2                           | 2.7991            | 2.8764 | 0.0773                 | 19629.8     | 19653.8 | 24.0                 | 1.22                             | 1.22  | 1.22                           | 1753.5                       | 44.1                       |                      |                     |
|            |                   |               |                                 |                   |        |                        |             |         |                      |                                  |       |                                | Min                          | 3.0                        |                      |                     |
|            |                   |               |                                 |                   |        |                        |             |         |                      |                                  |       |                                | Max                          | 44.1                       |                      |                     |
|            |                   |               |                                 |                   |        |                        |             |         |                      |                                  |       |                                | Average                      | 26.2                       |                      |                     |

Note: ***Bold Italic*** means Action Level exceedance  
***Bold Italic with underline*** means Limit Level exceedance

### Location KER1 - Future Residential Development at Kerry Godown

| Start Date | Weather Condition | Air Temp. (K) | Atmospheric Pressure, Pa (mmHg) | Filter Weight (g) |        | Particulate weight (g) | Elapse Time |         | Sampling Time (hrs.) | Flow Rate (m <sup>3</sup> /min.) |       | Av. Flow (m <sup>3</sup> /min) | Total vol. (m <sup>3</sup> ) | Conc. (µg/m <sup>3</sup> ) | Action Level (µg/m3) | Limit Level (µg/m3) |
|------------|-------------------|---------------|---------------------------------|-------------------|--------|------------------------|-------------|---------|----------------------|----------------------------------|-------|--------------------------------|------------------------------|----------------------------|----------------------|---------------------|
|            |                   |               |                                 | Initial           | Final  |                        | Initial     | Final   |                      | Initial                          | Final |                                |                              |                            |                      |                     |
| 4-Sep-24   | Cloudy            | 303.1         | 751.7                           | 3.3966            | 3.4856 | 0.0890                 | 17365.9     | 17389.9 | 24.0                 | 1.22                             | 1.21  | 1.21                           | 1750.3                       | 50.8                       | 172.0                | 260.0               |
| 10-Sep-24  | Sunny             | 302.9         | 756.8                           | 3.3343            | 3.4270 | 0.0927                 | 17389.9     | 17413.9 | 24.0                 | 1.22                             | 1.22  | 1.22                           | 1753.6                       | 52.9                       |                      |                     |
| 16-Sep-24  | Sunny             | 302.7         | 754.0                           | 3.3702            | 3.4248 | 0.0546                 | 17413.9     | 17437.9 | 24.0                 | 1.22                             | 1.21  | 1.22                           | 1749.9                       | 31.2                       |                      |                     |
| 21-Sep-24  | Cloudy            | 300.4         | 754.5                           | 3.3735            | 3.4188 | 0.0453                 | 17437.9     | 17461.9 | 24.0                 | 1.22                             | 1.22  | 1.22                           | 1755.7                       | 25.8                       |                      |                     |
| 27-Sep-24  | Fine              | 302.5         | 758.2                           | 3.3147            | 3.3718 | 0.0571                 | 17461.9     | 17485.9 | 24.0                 | 1.22                             | 1.22  | 1.22                           | 1754.3                       | 32.5                       |                      |                     |
|            |                   |               |                                 |                   |        |                        |             |         |                      |                                  |       |                                | Min                          | 25.8                       |                      |                     |
|            |                   |               |                                 |                   |        |                        |             |         |                      |                                  |       |                                | Max                          | 52.9                       |                      |                     |
|            |                   |               |                                 |                   |        |                        |             |         |                      |                                  |       |                                | Average                      | 38.6                       |                      |                     |

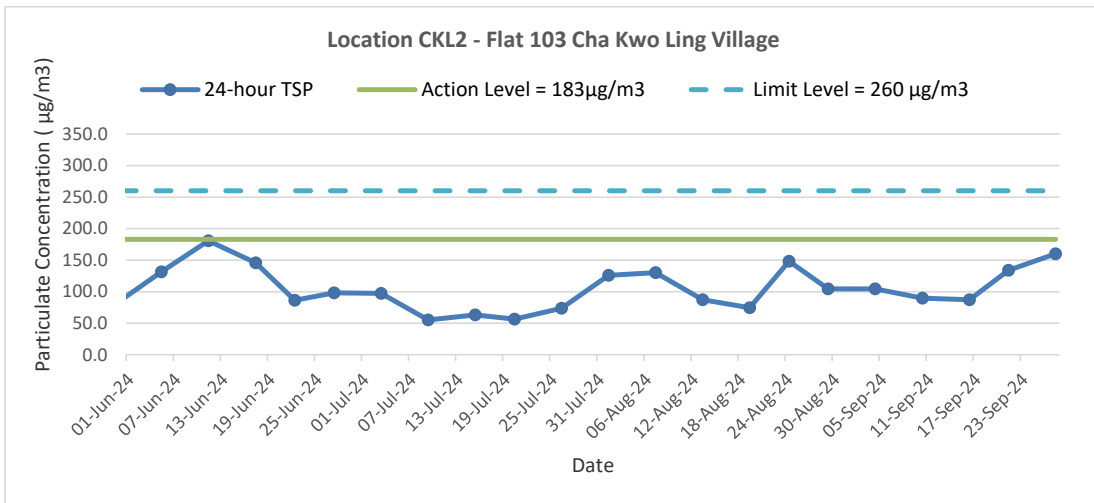
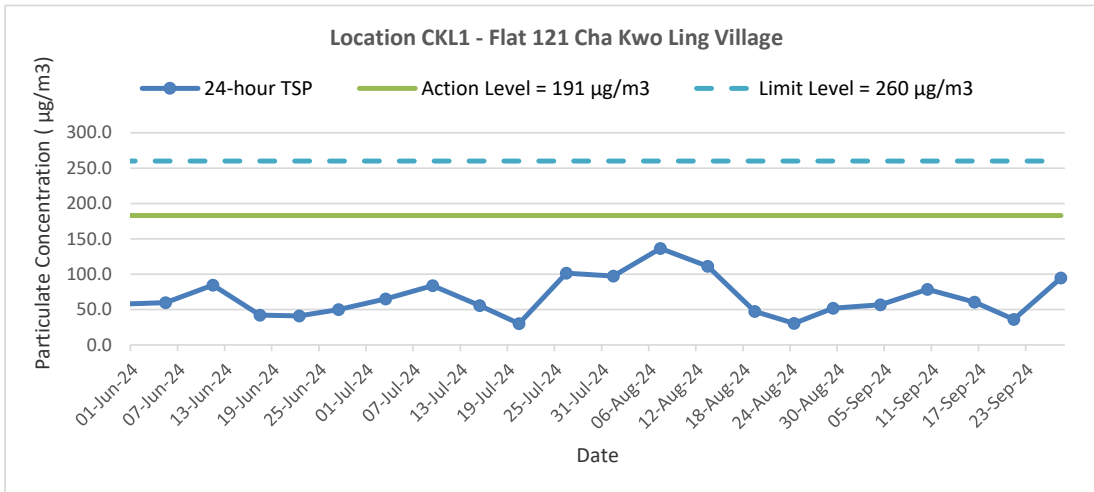
Note: ***Bold Italic*** means Action Level exceedance  
***Bold Italic with underline*** means Limit Level exceedance

### Location KTD2d - Next to the SOR Office of Trunk Road T2 in Kai Tak Area

| Start Date | Weather Condition | Air Temp. (K) | Atmospheric Pressure, Pa (mmHg) | Filter Weight (g) |        | Particulate weight (g) | Elapse Time |         | Sampling Time (hrs.) | Flow Rate (m <sup>3</sup> /min.) |       | Av. Flow (m <sup>3</sup> /min) | Total vol. (m <sup>3</sup> ) | Conc. (µg/m <sup>3</sup> ) | Action Level (µg/m3) | Limit Level (µg/m3) |
|------------|-------------------|---------------|---------------------------------|-------------------|--------|------------------------|-------------|---------|----------------------|----------------------------------|-------|--------------------------------|------------------------------|----------------------------|----------------------|---------------------|
|            |                   |               |                                 | Initial           | Final  |                        | Initial     | Final   |                      | Initial                          | Final |                                |                              |                            |                      |                     |
| 4-Sep-24   | Cloudy            | 303.1         | 751.7                           | 3.3660            | 3.4841 | 0.1181                 | 18113.6     | 18137.6 | 24.0                 | 1.22                             | 1.21  | 1.21                           | 1749.2                       | 67.5                       | 157.0                | 260.0               |
| 10-Sep-24  | Sunny             | 302.9         | 756.8                           | 3.3461            | 3.4470 | 0.1008                 | 18137.6     | 18161.6 | 24.0                 | 1.22                             | 1.22  | 1.22                           | 1754.6                       | 57.5                       |                      |                     |
| 16-Sep-24  | Fine              | 302.7         | 754.0                           | 3.3320            | 3.4090 | 0.0761                 | 18161.6     | 18185.6 | 24.0                 | 1.22                             | 1.21  | 1.22                           | 1751.8                       | 43.4                       |                      |                     |
| 21-Sep-24  | Cloudy            | 300.4         | 754.5                           | 3.3625            | 3.4219 | 0.0594                 | 18185.6     | 18209.6 | 24.0                 | 1.22                             | 1.22  | 1.22                           | 1757.6                       | 33.8                       |                      |                     |
| 27-Sep-24  | Fine              | 302.5         | 758.2                           | 3.3450            | 3.4509 | 0.1059                 | 18209.6     | 18233.6 | 24.0                 | 1.22                             | 1.22  | 1.22                           | 1756.2                       | 60.3                       |                      |                     |
|            |                   |               |                                 |                   |        |                        |             |         |                      |                                  |       |                                | Min                          | 33.8                       |                      |                     |
|            |                   |               |                                 |                   |        |                        |             |         |                      |                                  |       |                                | Max                          | 67.5                       |                      |                     |
|            |                   |               |                                 |                   |        |                        |             |         |                      |                                  |       |                                | Average                      | 52.5                       |                      |                     |

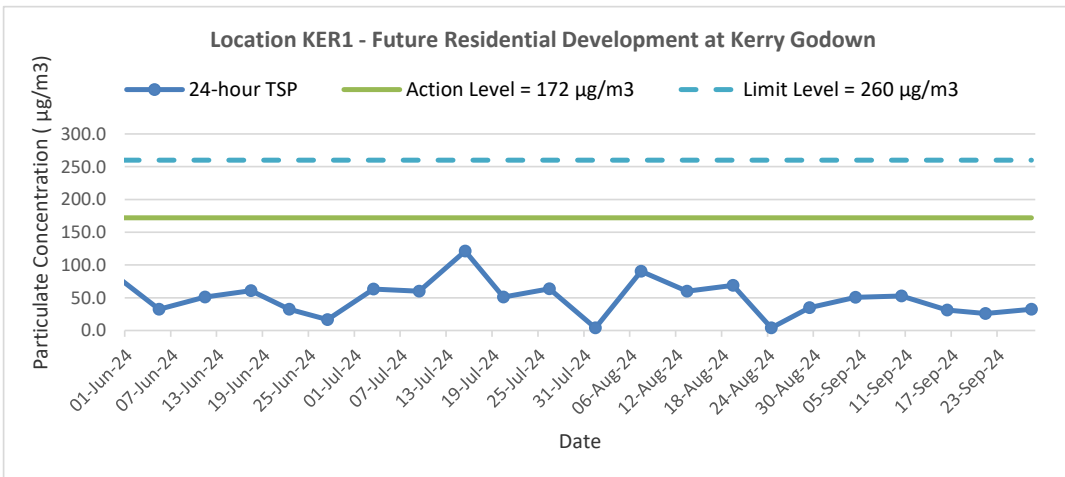
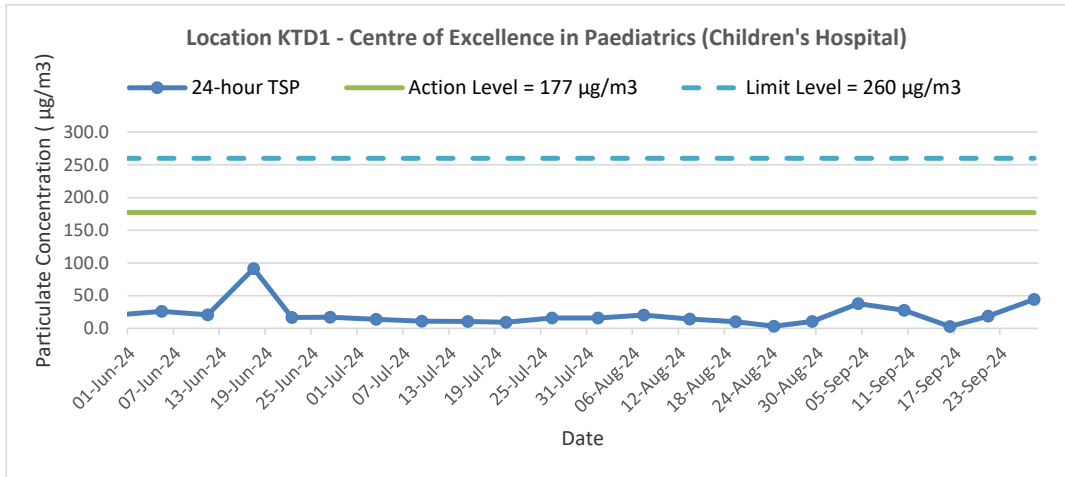
Note: ***Bold Italic*** means Action Level exceedance  
***Bold Italic with underline*** means Limit Level exceedance

### 24-hr TSP Concentration Levels



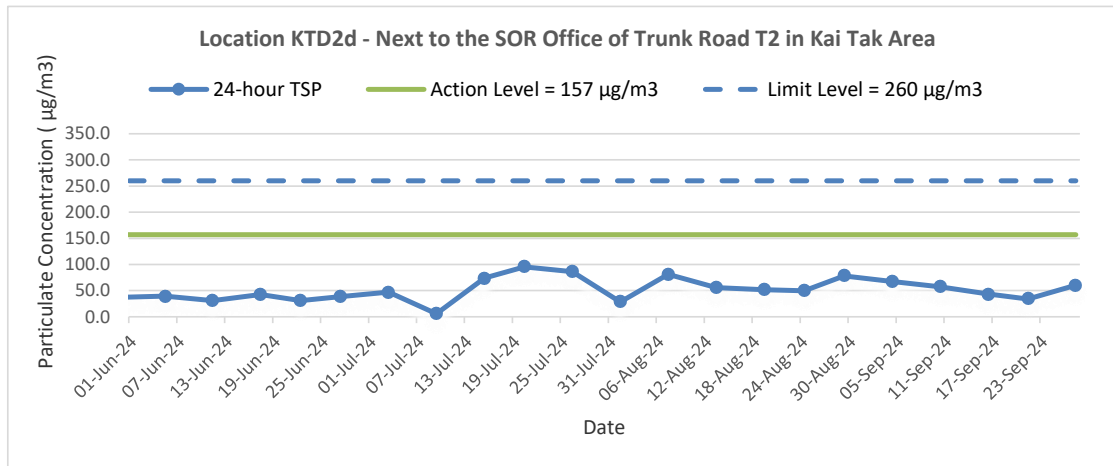
|       |   |      |        |             |         |          |
|-------|---|------|--------|-------------|---------|----------|
| Title | Trunk Road T2 and Infrastructure Works for Developments at the Former South Apron | Date | Sep-24 | Project No. | MA20003 | CINOTECH |
|       | Graphical Presentation of 24-hour TSP Monitoring Results                          |      |        | Appendix    | F       |          |

### 24-hr TSP Concentration Levels



|       |   |      |        |             |         |          |
|-------|---|------|--------|-------------|---------|----------|
| Title | Trunk Road T2 and Infrastructure Works for Developments at the Former South Apron | Date | Sep-24 | Project No. | MA20003 | CINOTECH |
|       | Graphical Presentation of 24-hour TSP Monitoring Results                          |      |        | Appendix    | F       |          |

### 24-hr TSP Concentration Levels



|       |   |      |        |             |         |          |
|-------|---|------|--------|-------------|---------|----------|
| Title | Trunk Road T2 and Infrastructure Works for Developments at the Former South Apron | Date | Sep-24 | Project No. | MA20003 | CINOTECH |
|       | Graphical Presentation of 24-hour TSP Monitoring Results                          |      |        | Appendix    | F       |          |