

Appendix H - Noise Monitoring Results

(0700-1900 hrs on Normal Weekdays)

Location CKL1 - Flat 121 Cha Kwo Ling Village							
Date	Time	Weather	Unit: dB (A) (30-min)				
			Measured Noise Level			Baseline Level	Construction Noise Level
			L _{eq}	L ₁₀	L ₉₀	L _{eq}	L _{eq}
1-Aug-23	9:07	Sunny	74.9	75.2	67.1	72.4	71
7-Aug-23	15:53	Sunny	73.6	77.4	64.4	72.4	67
17-Aug-23	14:38	Drizzle	75.9	79.5	63.7	72.4	73
23-Aug-23	10:39	Sunny	76.0	80.0	63.1	72.4	74
29-Aug-23	14:09	Sunny	73.7	77.6	64.9	72.4	68

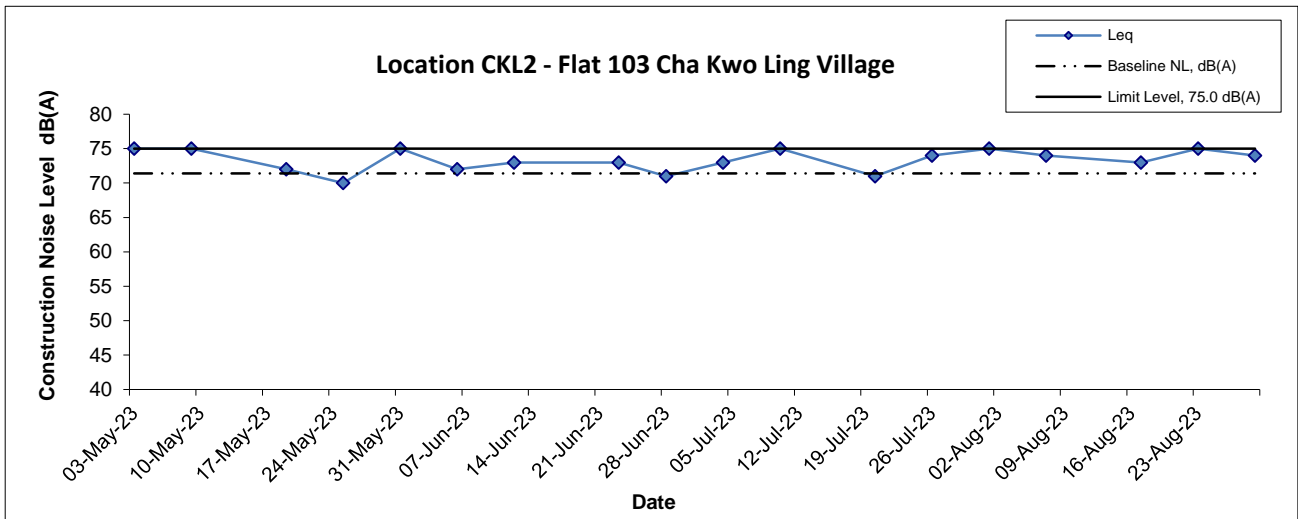
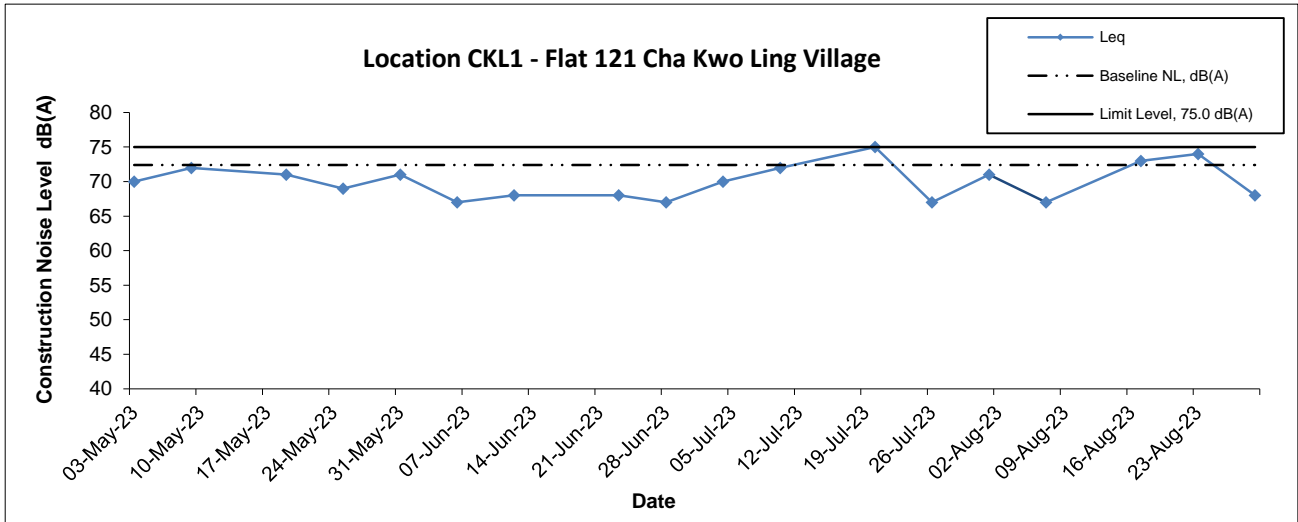
Location CKL2 - Flat 103 Cha Kwo Ling Village							
Date	Time	Weather	Unit: dB (A) (30-min)				
			Measured Noise Level			Baseline Level	Construction Noise Level
			L _{eq}	L ₁₀	L ₉₀	L _{eq}	L _{eq}
1-Aug-23	9:45	Sunny	76.6	80.4	72.4	71.4	75
7-Aug-23	16:29	Sunny	76.0	79.8	74.2	71.4	74
17-Aug-23	15:05	Drizzle	75.3	79.0	61.9	71.4	73
23-Aug-23	11:14	Sunny	76.4	79.9	64.4	71.4	75
29-Aug-23	14:39	Fine	76.1	80.0	63.0	71.4	74

Location KTD1 - Centre of Excellence in Paediatrics (Rooftop of Children's Hospital)							
Date	Time	Weather	Unit: dB (A) (30-min)				
			Measured Noise Level			Baseline Level	Construction Noise Level
			L _{eq}	L ₁₀	L ₉₀	L _{eq}	L _{eq}
1-Aug-23	14:20	Sunny	76.0	79.2	69.4	78.0	76 Measured ≤ Baseline
7-Aug-23	11:22	Sunny	71.9	75.1	67.1	78.0	71.9 Measured ≤ Baseline
17-Aug-23	13:23	Cloudy	72.6	74.1	70.4	78.0	72.6 Measured ≤ Baseline
23-Aug-23	13:51	Sunny	68.3	69.5	67.0	78.0	68.3 Measured ≤ Baseline
29-Aug-23	13:11	Sunny	68.7	70.2	66.8	78.0	68.7 Measured ≤ Baseline

Location KER1 - Future Residential Development at Kerry Godown							
Date	Time	Weather	Unit: dB (A) (30-min)				
			Measured Noise Level			Baseline Level	Construction Noise Level
			L _{eq}	L ₁₀	L ₉₀	L _{eq}	L _{eq}
1-Aug-23	13:07	Sunny	72.3	73.7	69.7	65.0	71
7-Aug-23	14:24	Sunny	73.2	75.1	71.6	65.0	72
17-Aug-23	11:40	Cloudy	73.5	76.9	64.6	65.0	73
23-Aug-23	12:58	Sunny	72.0	75.1	64.4	65.0	71
29-Aug-23	11:39	Sunny	67.5	69.2	65.0	65.0	64

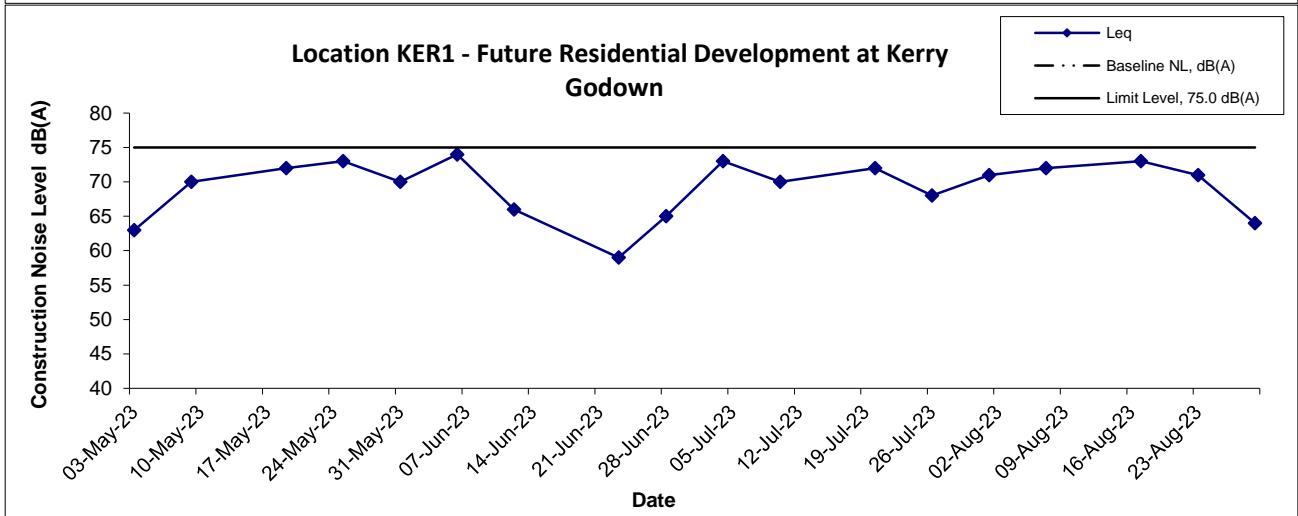
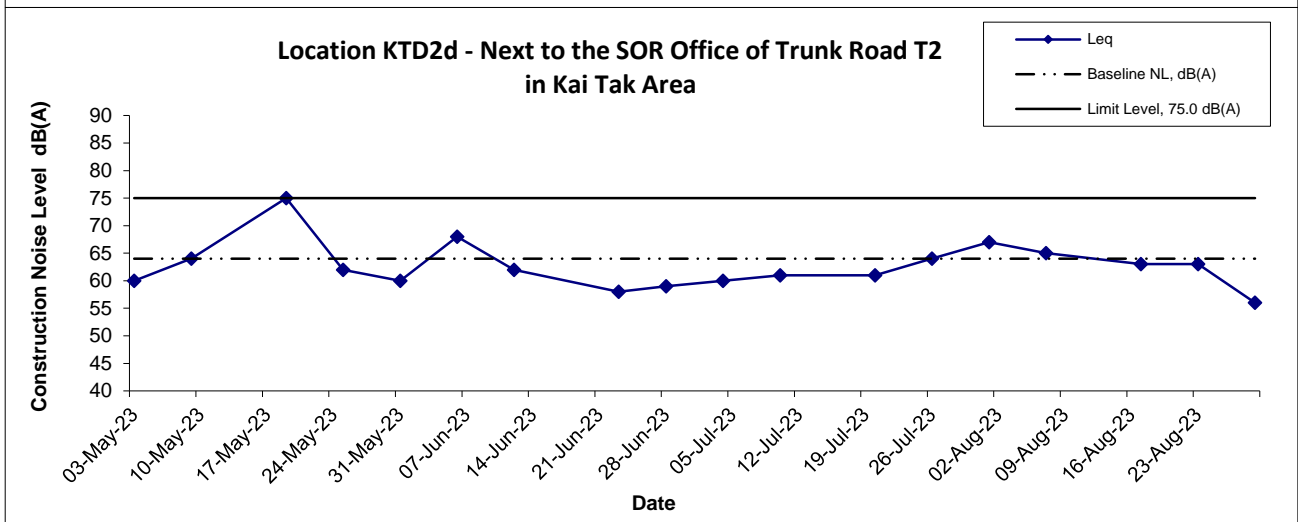
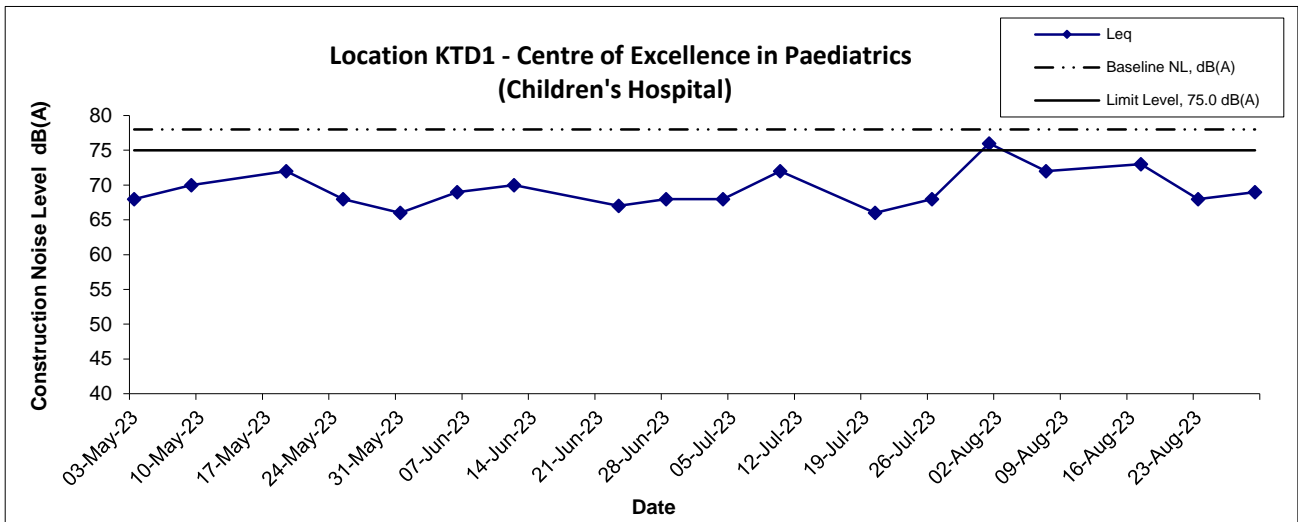
Location KTD2d - Next to the SOR Office of Trunk Road T2 in Kai Tak Area							
Date	Time	Weather	Unit: dB (A) (30-min)				
			Measured Noise Level			Baseline Level	Construction Noise Level
			L _{eq}	L ₁₀	L ₉₀	L _{eq}	L _{eq}
1-Aug-23	15:41	Sunny	68.7	74.3	59.8	64.0	67
7-Aug-23	9:15	Sunny	67.7	69.0	66.2	64.0	65
17-Aug-23	10:44	Sunny	62.8	64.2	60.2	64.0	63 Measured ≤ Baseline
23-Aug-23	14:58	Sunny	63.4	65.2	60.6	64.0	63 Measured ≤ Baseline
29-Aug-23	10:39	Sunny	64.7	67.5	61.4	64.0	56

Noise Levels



Title Kai Tak Development – Trunk Road T2 and Infrastructure Works at the Former South Apron Graphical Presentation of Construction Noise Monitoring Results	Date	Project No.	CINOTECH
	Aug 23	MA20003	
		Appendix H	

Noise Levels



Title Kai Tak Development – Trunk Road T2 and Infrastructure Works at the Former South Apron Graphical Presentation of Construction Noise Monitoring Results	Date	Project	CINOTECH
	Aug 23	No. MA20003	
Appendix	H		